



VIA ELECTRONIC MAIL

February 12, 2021

Richelle Hanson, Project Manager
Voluntary Cleanup Program
Maryland Department of the Environment
Land and Materials Administration
1800 Washington Blvd., Suite 625
Baltimore, Maryland 21230

**Subject: Quarterly Status Report No. 17 - Offsite Area
Former Kop-Flex Facility Site, Hanover, Maryland**

Dear Richelle:

On behalf of EMERSUB 16 LLC, a subsidiary of Emerson Electric Co., WSP USA Inc. (WSP) is submitting this quarterly status report describing the investigation and remediation activities conducted in the Fourth Quarter of 2020 in the offsite portion of the Former Kop-Flex Facility Site in Hanover, Maryland. In addition to this electronic version, a hard copy of the status report is being submitted to the Maryland Department of Environment (MDE) under separate cover. Overall, information presented on the hydrogeologic conditions and water quality for the impacted portion of the aquifer system are consistent with previously collected data.

If you have any questions, please do not hesitate to contact us at 703-709-6500.

Kind regards,

Robert E. Johnson
Director, Geological Sciences

REJ:rl0
k:\emerson\kop-flex_reports\progress reports\mde reports\2021\january- 4th q 2020

Encl.

cc: Mr. John Hopkins, U.S. Environmental Protection Agency (EPA), Region III
Mr. Stephen Clarke, Emerson Electric Co.
Sheila Harvey, Esquire, Pillsbury Winthrop Shaw Pittman

WSP USA
Suite 300
13530 Dulles Technology Drive
Herndon, VA 20171

Tel.: +1 703 709-6500
Fax: +1 703 709-8505
wsp.com

QUARTERLY STATUS REPORT NO. 17 – OFFSITE AREA

FORMER KOP-FLEX FACILITY SITE

October 2020 through December 2020

Site Name: Former Kop-Flex Facility
Site Address: 7565 Harmans Road
Hanover, Maryland 21076

Consultant: WSP USA Inc.
Address: 13530 Dulles Technology Drive, Suite 300
Herndon, Virginia 20171
Phone No.: (703) 709-6500

Project Coordinator: Eric Johnson, WSP USA
Alternate: Lisa Kelly, WSP USA

1.0 OFFSITE ACTIVITIES CONDUCTED DURING OCTOBER 2020 THROUGH DECEMBER 2020

1.1 RESIDENTIAL WELL SAMPLING – 7932 ANDORICK DRIVE

- On September 30, 2020, EMERSUB 16 received laboratory analytical reports for water samples collected at four homes in the Andorick Acres community during July and early August 2020. For each of these homes, the sole source of potable water is a residential well on the property. Samples collected from three of the four properties did not contain detectable concentrations of site-related constituents of concern (COCs). The water sample collected in late July by the 7932 Andorick Drive homeowner had a 1,4-dioxane concentration of 5.0 micrograms per liter ($\mu\text{g/l}$), which was slightly above the comparative water quality criterion of 4.6 $\mu\text{g/l}$ adopted by MDE for the former Kop-Flex facility site (Site). This water sample was collected from the replacement well (post treatment) that was installed in February 2017 and completed at a depth of 158 feet below ground surface. On October 8, 2020, WSP notified MDE of the 1,4-dioxane detection in the 7932 Andorick Drive water sample.
- Based on a review of the laboratory analytical report and lack of information regarding the method of sample collection by the homeowner, WSP recommended the collection of another sample from the residential well at 7932 Andorick Drive to confirm the 1,4-dioxane detection. MDE approved this recommendation in an email on October 9, 2020. WSP visited the property on October 21, 2020, and collected pre- and post-treatment water samples from the well using the same field sampling procedure that has been used to sample other residential wells in the area. A copy of the certified laboratory report for these samples is provided in Enclosure A. The laboratory results showed that no site-related COCs, including 1,4-dioxane, were detected in the water samples. The analytical results were communicated to MDE and the homeowner upon receipt of the laboratory report.
- Based on the October re-sampling results, MDE requested that EMERSUB 16 and WSP collect water samples for an additional two months to determine whether the 1,4-dioxane detection in the July 2020 sample collected by the homeowner was erroneous or reflected natural variability in the water quality in the portion of the aquifer screened by the residential well. The first sampling event was conducted on December 8, 2020, and involved the collection of pre- and post-treatment water samples from the well. Results for samples collected July, October, and December 2020 as well as the initial samples collected in April 2017, are summarized in Table 1. A copy of the certified laboratory report for the December 2020 sample is provided in Enclosure A. As with the October 2020 sampling event, no site-related COCs were detected



in either the pre- or post-treatment water samples in December. The December sample results were provided to the homeowner and MDE after receiving the laboratory analytical report.¹

1.2 SEMI-ANNUAL GROUNDWATER MONITORING

- All offsite monitoring wells screened in the deep, confined portion of the Lower Patapsco aquifer and underlying Patuxent aquifer were sampled on November 23, 2020, using a disposable passive sampling device (HydraSleeve™) that had been deployed following the sampling of each well in May 2020. In addition, a sample was collected from shallow monitoring well MW-45 on the William Scotsman property screened in the unconfined portion of the Lower Patapsco aquifer, utilizing the same sampling method. At each well location, the Hydrasleeve™ sampler was carefully removed and the groundwater sample immediately collected in the appropriate lab-supplied containers. The sample retrieval depths for each well were consistent with those from previous monitoring events and are provided below.
- As part of the sampling event, WSP obtained depth to water measurements from all monitoring wells with the exception of MW-33D-235. No water level measurement was taken at this well due to a malfunction of the electronic water level meter. Depth to water measurements for the deep monitoring wells are provided in the table below. Historical water level measurements are provided in Table 2.

WELL ID	HYDROLOGIC UNIT	DEPTH TO WATER (FT BGS)	WELL DEPTH (FT BGS)	WELL SCREEN INTERVAL (FT BGS)	SAMPLE INTERVAL (FT BGS)
MW-24D	Confined Lower Patapsco	53.02	128	118 – 128	122 – 124.5
MW-25D-130	Confined Lower Patapsco	60.50	130	120 – 130	125 – 127.5
MW-25D-192	Confined Lower Patapsco	59.50	192	182 – 192	185 – 187.5
MW-28D	Confined Lower Patapsco	92.87	210	200 – 210	205 – 207.5
MW-29D	Confined Lower Patapsco	67.75	151	141 – 151	146 – 148.5
MW-30D-273	Confined Lower Patapsco	103.09	273	263 – 273	267 – 269.5
MW-30D-413	Patuxent	142.22	413	403 – 413	407 – 409.5
MW-31D	Confined Lower Patapsco	113.30	280	270 – 280	275 – 277.5
MW-32D	Confined Lower Patapsco	103.76	236	226 – 236	233 – 235.5
MW-33D-235	Confined Lower Patapsco	Not Measured	235	225 – 235	230 – 232.5
MW-33D-295	Confined Lower Patapsco	130.21	295	285 – 295	290 – 292.5

¹ The second sample, which was collected on January 6, 2021, was also non-detect for site-related COCs. It will be formally addressed in Quarterly Status Report No. 18.



WELL ID	HYDROLOGIC UNIT	DEPTH TO WATER (FT BGS)	WELL DEPTH (FT BGS)	WELL SCREEN INTERVAL (FT BGS)	SAMPLE INTERVAL (FT BGS)
MW-34D	Confined Lower Patapsco/Arundel Clay	139.00	385	375 – 385	379 – 381.5
MW-35D	Confined Lower Patapsco	129.67	298	288 – 298	293 – 295.5
MW-36D	Patuxent	145.25	360	350 – 360	357 – 359.5
MW-46D	Confined Lower Patapsco	37.72	90	80 – 90	84 – 86.5

FT BGS = feet below ground surface

- A potentiometric surface contour map for the deep, confined portion of the Lower Patapsco aquifer is shown in Figure 1 using the water level data obtained during the November 2020 sampling activities. The general direction of groundwater flow in the deep, confined portion of the Lower Patapsco aquifer is to the south-southeast in the offsite area south of Maryland Route 100, which is consistent with previous measurements. As indicated by the onsite water level data, the groundwater flow direction in the deep, confined portion of the Lower Patapsco aquifer differs from the direction of flow in the shallow portion of this aquifer, which is to the north-northeast.
- The analytical results for samples collected from the offsite monitoring wells are summarized in Table 3. A copy of the certified laboratory analytical report for these samples is provided in Enclosure B. Historical groundwater sampling data for the offsite monitoring wells can be found in Table 4. Concentrations of the primary site-related constituents of concern (COCs) detected in the November 2020 samples are shown on Figure 2.

Overall, the analytical data indicates the presence of site-related constituents just over one mile hydraulically downgradient (south-southeast) of the former Kop-Flex property in the deep, confined portion of the Lower Patapsco aquifer. It should be noted that site-related COCs were also detected in the sample from shallow portions of the Lower Patapsco aquifer obtained from well MW-46D on the Verizon property to the north of the former Kop-Flex facility, with a total COC concentration of 178.6 µg/l. This total COC concentration is consistent with the level for the May 2020 sample (183 µg/l). The concentrations of 1,1-DCE; 1,1-dichloroethane (DCA); and 1,4-dioxane exceeded their respective comparative groundwater quality criteria in the MW-46D sample.

In the offsite area to the south, the sample from monitoring well MW-24D on the adjoining Williams-Scotsman property had the highest concentration of site-related COCs (794.2 µg/l). Compared to the last two samples collected from this well, this total COC concentration is higher than the level for the second quarter (May) 2020 monitoring event (573 µg/l) but lower than the concentration detected in the fourth quarter (November) 2019 sampling round (1,094 µg/l). Further downgradient, a total concentration of site-related COCs of 116.6 µg/l was detected in the MW-25D-130 sample, which is similar to the concentrations in the sample (105.5 µg/l) from the deeper well (MW-25D-192) at this location. The concentrations of site-related COCs, particularly 1,1-dichloroethene (DCE) and 1,4-dioxane, in the MW-25D-130 sample exhibited a decreasing trend during 2018 and 2019 sampling events, and appeared to have stabilized in 2020. The results for MW-25D-192 have also shown a reduction in COC concentrations, with concentrations in recent well samples appearing to be generally consistent (Table 4). The concentrations of 1,1-DCE; 1,1-DCA; and 1,4-dioxane were above their respective comparative groundwater quality criteria in the November 2020 samples from MW-24D, MW-25D-130, and MW-25D-192.



The majority of the sampling data for the confined Lower Patapsco monitoring wells located further downgradient indicated non-detect to very low concentrations of site-related COCs (Figure 2). The main exception is the sample from the well screened from 263-273 ft BGS at the MW-30D location, which is screened along the presumed center-line of the VOC plume near the intersection of Old Camp Meade Road and Twin Oaks Road. The groundwater sample from this well (MW-30D-273) had concentrations of 1,1-DCE (39.5 µg/l) and 1,4-dioxane (19.5 µg/l) noticeably above their respective groundwater quality criteria. In addition, the concentrations of 1,1-DCE in MW-28D sample (7.6 µg/l) and 1,4-dioxane in the sample from the deeper well at MW-33D location (6.0 µg/l) slightly exceeded their respective comparative criteria. The sample results for the remaining wells (MW-29D, MW-31D, MW-32D, MW-34D and MW-35D) were non-detect for all site-related COCs and are used to delineate both the presumed width, as well as the downgradient extent, of the plume in the confined Lower Patapsco aquifer.

Monitoring well MW-36 in the eastern portion of the Harmans Woods neighborhood and the deeper (413-foot BGS) well at the MW-30D location are screened in the Patuxent aquifer, which underlies the Lower Patapsco. Consistent with previous sampling events, no site-related COCs were detected in the samples from these wells, indicating constituents have not migrated downward through the Arundel Clay confining unit that hydraulically separates the Lower Patapsco and Patuxent aquifers.

2.0 PLANNED OFFSITE ACTIVITIES FOR NEXT REPORTING PERIOD (JANUARY 2021 THROUGH MARCH 2021)

- Complete the second monthly sampling event for the residential well at 7932 Andorick Drive in early January, and provide the sample results to the homeowner and MDE (this has been done, per the note on p. 3).
- Prepare and submit the 2020 Offsite Groundwater Monitoring Report to MDE and the U.S. Environmental Protection Agency (EPA), Region III.

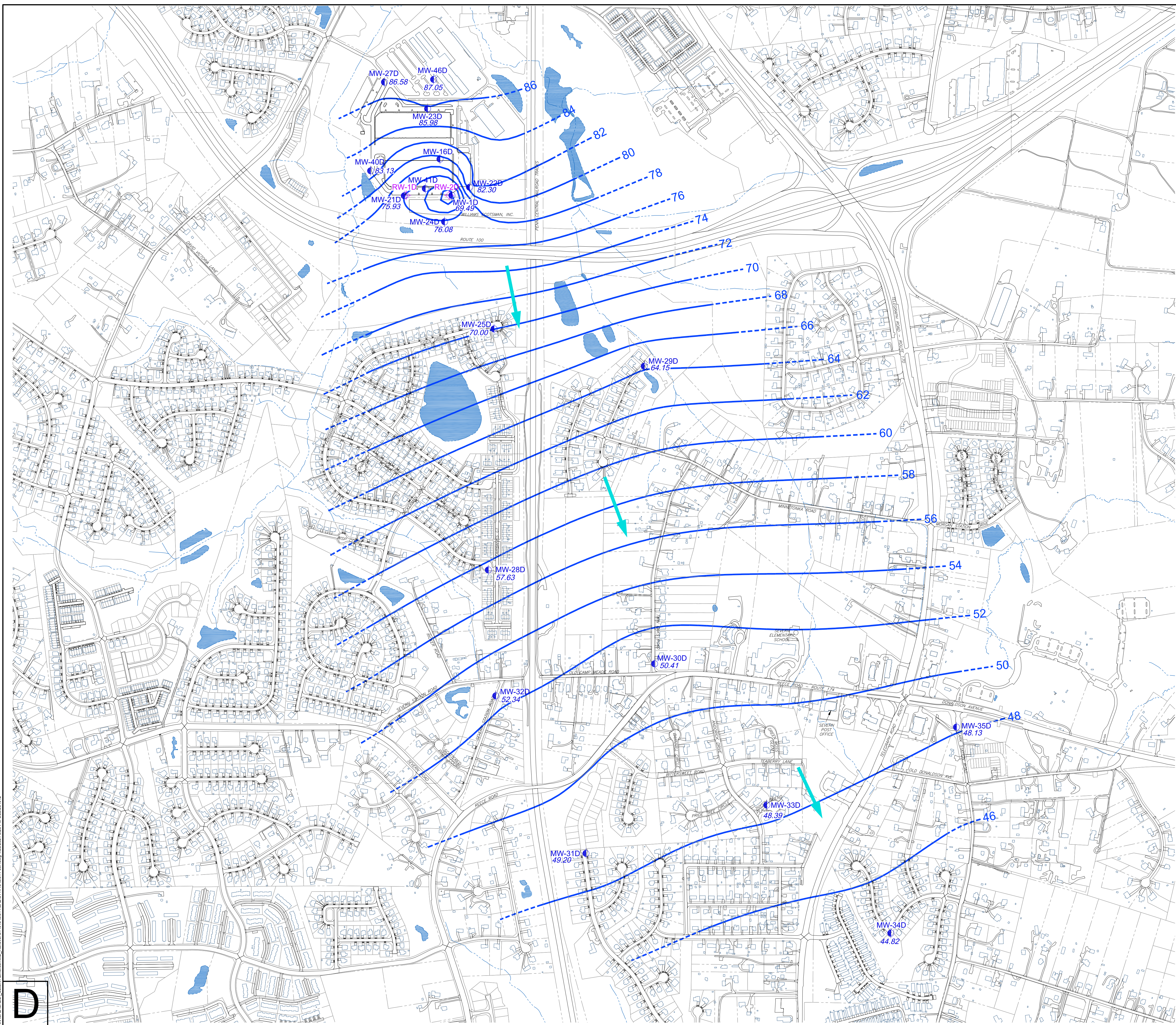
In accordance with the approved Offsite Groundwater Monitoring Plan (dated September 15, 2015), long-term monitoring to assess the concentrations of site-related COCs in the aquifer system is conducted on a semi-annual schedule. Setting aside the planned sampling of the residential well at 7932 Andorick Drive, The next groundwater monitoring event for the offsite well network will be performed during May 2021.

Given the ongoing COVID-19 pandemic, it is possible that planned field activities will need to be delayed or postponed to ensure conformance with government-issued directives and address potential health concerns raised by the public. EMERSUB 16 will coordinate Site activities with MDE and the USEPA to the extent possible to avoid any delays or disruptions regarding completion of the required field tasks.

3.0 KEY PERSONNEL/FACILITY CHANGES

There were no changes to either key project personnel or conditions relevant to the performance of the ongoing work at the site.

FIGURES




- LEGEND**
- PROPERTY LINE
 - STREAM
 - WATER BODY
 - MONITORING WELL
 - RECOVERY WELL
 - GROUNDWATER SURFACE ELEVATION (FEET MSL)
 - GROUNDWATER SURFACE CONTOUR (DASHED WHERE INFERRED)
 - INFERRED GROUNDWATER FLOW

REVISIONS	
REV	DESCRIPTION

SEAL	DATE

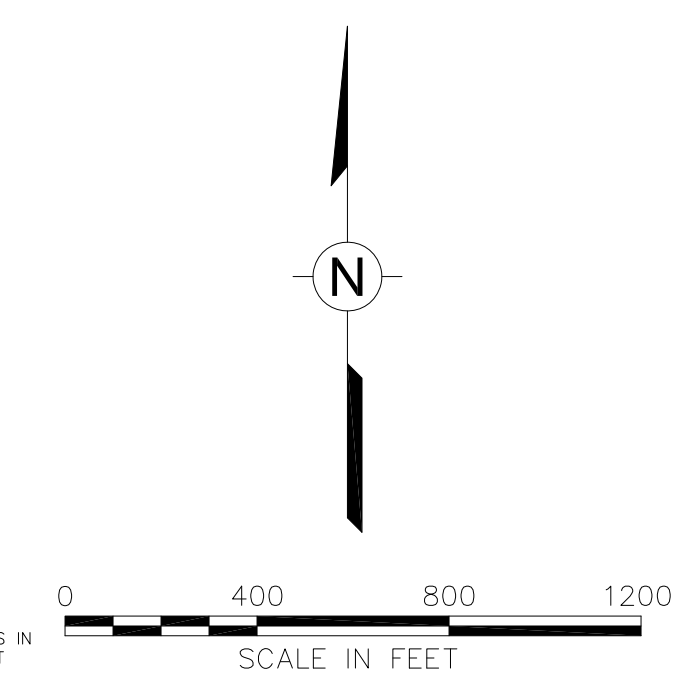
DRAWN BY	ECC
CHECKED	1/21/2021
APPROVED	

POTENTIOMETRIC SURFACE CONTOUR MAP DEEP CONFINED PORTION OF THE LOWER PATAPSCO AQUIFER
 NOVEMBER 2020
 FORMER KOP-FLEX FACILITY SITE
 HANOVER, MARYLAND
 PREPARED FOR
 EMERSUB 16 LLC
 ST. LOUIS, MISSOURI



WSP USA Inc.
 13530 DULLES TECHNOLOGY DR., SUITE 300
 HERRIDON, VA 20171
 TEL: +1 703.709.6500

FIGURE 1
 Drawing Number
314V1545.011-067

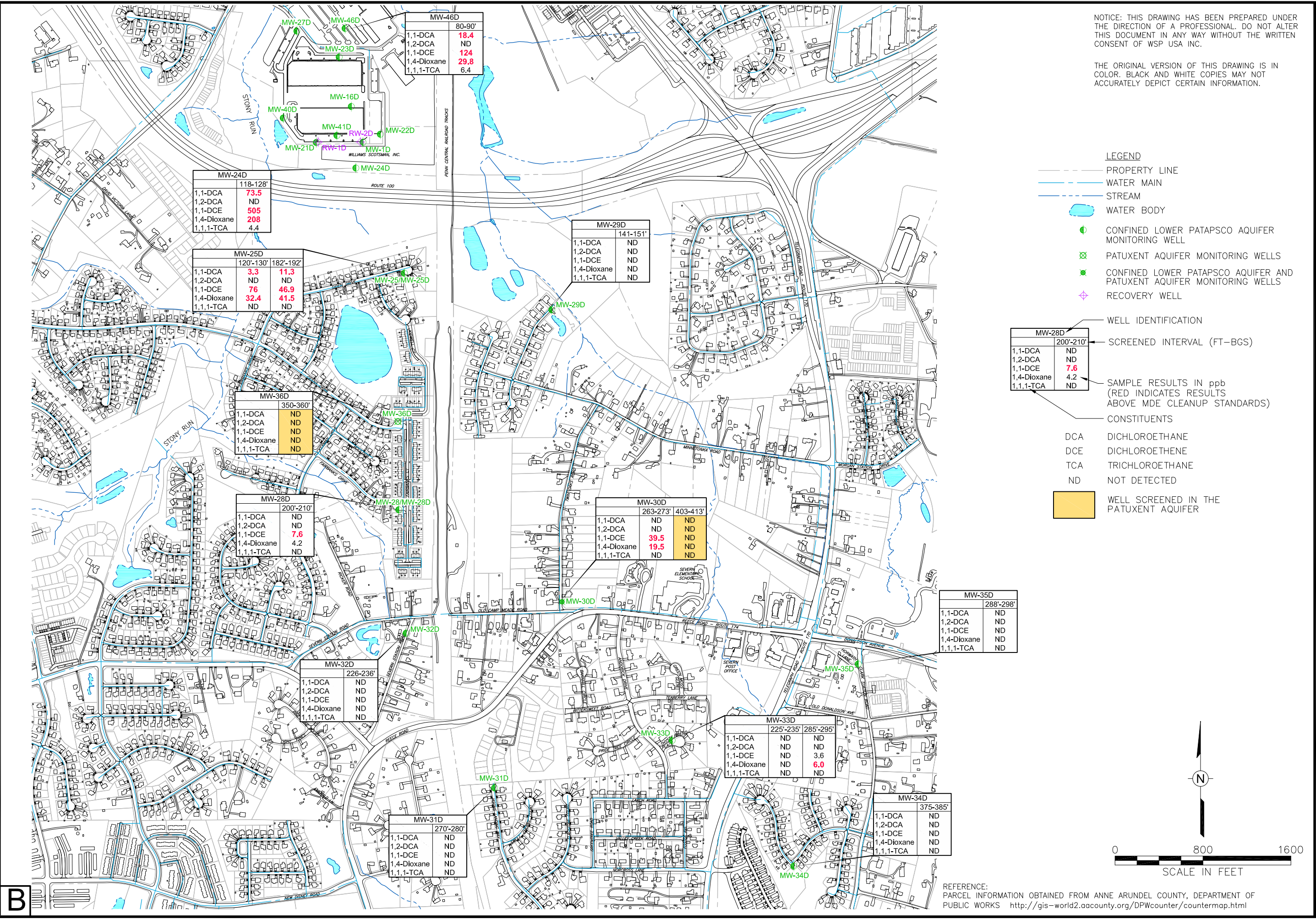


THE ORIGINAL VERSION OF THIS DRAWING IS IN COLOR. BLACK AND WHITE COPIES MAY NOT ACCURATELY DEPICT CERTAIN INFORMATION.

R:\CAD\CADD\CLIENT\Emersub16\314V1545.011-067.dwg 12/02/20 1:33 PM LUB021012

D

R:\ACAD\CADD\CULIENTEmersonMD_Hanover\314V1545.011\CAD\314V1545.011-072.dwg 1/27/2021 10:29 AM USEC01012



Drawn By: EGC
 Checked: CC 1/27/2021
 Approved: RY
 DWG Name: 314V1545.011-072

FORMER FOP-FLEX FACILITY
 HANOVER, MARYLAND
 PREPARED FOR
 EMERSUB 16 LLC
 ST. LOUIS, MISSOURI

Figure 2
 GROUNDWATER MONITORING RESULTS
 LOWER PATAPSCO AQUIFER AND PATUXENT AQUIFER
 OFFSITE MONITORING WELLS - NOVEMBER 2020

WSP USA Inc.
 13530 DULLES TECHNOLOGY DR
 SUITE 300
 HERNDON, VA 20171
 TEL: +1 703.709.6500

TABLES

Table 1

Summary Table of Laboratory Results
for Replacement Well
7932 Andorick Drive
Severn, Maryland

			Parameter	Acetone	2-Butanone	1,1-Dichloroethane	1,1-Dichloroethylene	1,1,1-Trichloroethane	Toluene	1,4-Dioxane
			Units	µg/L	µg/l	µg/l	µg/l	µg/l	µg/l	µg/l
			MCL	1,400 (a)	560 (a)	2.8 (a)	7	200	1,000	4.6 (b)
Address 7932 Andorick Drive Well Depth: 158'	Sample Type	Date								
	Post-Treatment (c)	4/19/2017	37 (e)	18 (e)	ND	ND	ND	2.7 (e)	ND	
	Post-Treatment (d)	7/27/2020	ND	ND	ND	ND	ND	ND	5.0	
	Pre-Treatment	10/21/2020	ND	ND	ND	ND	ND	ND	ND	
	Post-Treatment	10/21/2020	ND	ND	ND	ND	ND	ND	ND	
	Pre-Treatment	12/8/2020	ND	ND	ND	ND	ND	ND	ND	
	Post-Treatment	12/8/2020	ND	ND	ND	ND	ND	ND	ND	

(a) Maryland Department of Environment Groundwater Standard (October 2018)

(b) Maryland Risk Based Action Level.

(c) Sample collected after installation of the replacement well in February 2017

(d) Sample collected by homeowner.

(e) The detected concentration of this parameter is associated with adhesive materials used to assemble the PVC piping from the newly installed replacement well to the water treatment system in the basement of the house. The presence of these constituents in glues and other adhesives can result in their detection in samples of water moving through newly installed or repaired PVC piping.

Notes:

MCL = US Environmental Protection Agency Maximum Contaminant Level

µg/L = micrograms per liter

ND = Not Detected

Bold indicates a concentration above the applicable water quality standard at the time of sampling.

Well depth indicates the bottom of the screened interval.

Table 2

**Historical Groundwater Elevations (2015 through 2020)
Offsite Monitoring Wells
Former Kop-Flex Facility Site
Hanover, Maryland**

Well ID	Aquifer/Zone	TOC elevation	3/17/2015		6/15/2015		9/21/2015		1/4/2016		3/21/2016		12/7/2016		5/1/2017	
			Depth to Water	Groundwater Elevation	Depth to Water	Groundwater Elevation	Depth to Water	Groundwater Elevation	Depth to Water	Groundwater Elevation	Depth to Water	Groundwater Elevation	Depth to Water	Groundwater Elevation	Depth to Water	Groundwater Elevation
MW-25S *	Unconfined LPA	130.6	12.84	117.76	12.46	118.14	14.33	116.27	13.48	117.12	12.75	117.85	14.61	115.99	14.02	116.58
MW-28S *	Unconfined LPA	150.5	25.56	124.94	25.24	125.26	25.88	124.62	25.35	125.15	25.34	125.16	26.8	123.70	27.4	123.10
MW-45	Unconfined LPA	126.7	NM	-	NM	-	NM	-	NM	-	NM	-	NM	-	13.67	113.05
MW-24D	Confined LPA	129.1	50.9	78.20	49.29	79.81	NM	-	NM	-	44.38	84.72	46.3	82.80	48.35	80.75
MW-25-130	Confined LPA	130.5	58.7	71.80	57.59	72.91	58.26	72.24	53.95	76.55	51.01	79.49	50.27	80.23	53.80	76.70
MW-25-192	Confined LPA	130.5	59.99	70.51	56.4	74.10	57.23	73.27	53.05	77.45	50.27	80.23	52.4	78.10	53.11	77.39
MW-28D	Confined LPA	150.5	93.06	57.44	89.36	61.14	90.34	60.16	84.62	65.88	80.72	69.78	83.35	67.15	82.72	67.78
MW-29D	Confined LPA	131.9	NM	-	NM	-	NM	-	NM	-	NM	-	NM	-	NM	-
MW-30D-273	Confined LPA	153.5	NM	-	NM	-	NM	-	NM	-	NM	-	NM	-	NM	-
MW-31D	Confined LPA	162.5	114.02	48.48	108.58	53.92	109.51	52.99	102.44	60.06	98.41	64.09	114.20	48.30	100.24	62.26
MW-32D	Confined LPA	156.1	NM	-	NM	-	NM	-	NM	-	NM	-	NM	-	NM	-
MW-33D-235	Confined LPA	178.6	131.83	46.77	125.66	52.94	127.11	51.49	119.14	59.46	115.25	63.35	114.2	64.40	117.26	61.34
MW-33D-295	Confined LPA	178.3	131.52	46.78	125.42	52.88	126.91	51.39	118.90	59.40	114.96	63.34	131.50	46.80	117.03	61.27
MW-34D	Confined LPA	183.9	NM	-	NM	-	NM	-	NM	-	NM	-	NM	-	NM	-
MW-35D	Confined LPA	177.8	132.01	45.79	126.28	51.52	127.89	49.91	118.96	58.84	114.34	63.46	131.91	45.89	117.28	60.52
MW-46D	Confined LPA	124.8	NM	-	NM	-	NM	-	NM	-	NM	-	NM	-	NM	-
MW-30D-413	Patuxent	153.1	NM	-	NM	-	NM	-	NM	-	NM	-	NM	-	NM	-
MW-36D	Patuxent	158.7	NM	-	NM	-	NM	-	NM	-	NM	-	NM	-	NM	-

Notes:

LPA = Lower Patapsco Aquifer

NM = Not Measured

TOC = Top of Casing

* Well abandoned in August 2019

Table 2

**Historical Groundwater Elevations (2015 through 2020)
Offsite Monitoring Wells
Former Kop-Flex Facility Site
Hanover, Maryland**

Well ID	Aquifer/Zone	TOC elevation	8/31/2017		11/14/2017		2/13/2018		5/31/2018		8/23/2018		11/8/2018	
			Depth to Water	Groundwater Elevation	Depth to Water	Groundwater Elevation	Depth to Water	Groundwater Elevation	Depth to Water	Groundwater Elevation	Depth to Water	Groundwater Elevation	Depth to Water	Groundwater Elevation
MW-25S *	Unconfined LPA	130.6	14.09	116.51	14.6	116.00	14.56	116.04	13.10	117.50	NM	-	11.84	118.76
MW-28S *	Unconfined LPA	150.5	27.2	123.30	27.22	123.28	27.48	123.02	27.42	123.08	NM	-	24.33	126.17
MW-45	Unconfined LPA	126.7	NM	-	NM	-	NM	-	12.98	113.74	NM	-	NM	-
MW-24D	Confined LPA	129.1	48.35	80.75	51.99	77.11	NM	-	50.94	78.16	NM	-	NM	-
MW-25-130	Confined LPA	130.5	61.38	69.12	58.46	72.04	58.31	72.19	58.23	72.27	59.53	70.97	58.75	71.75
MW-25-192	Confined LPA	130.5	60.36	70.14	58.71	71.79	57.49	73.01	57.40	73.10	58.69	71.81	57.63	72.87
MW-28D	Confined LPA	150.5	94.55	55.95	89.03	61.47	67.37	83.13	88.75	61.75	90.98	59.52	88.30	62.20
MW-29D	Confined LPA	131.9	NM	-	NM	-	NM	-	64.94	66.98	66.56	65.36	65.03	66.89
MW-30D-273	Confined LPA	153.5	NM	-	NM	-	NM	-	98.66	54.88	100.70	52.84	98.14	55.40
MW-31D	Confined LPA	162.5	115.67	46.83	107.21	55.29	106.29	56.21	106.80	55.70	109.95	52.55	106.27	56.23
MW-32D	Confined LPA	156.1	NM	-	NM	-	NM	-	97.90	58.24	100.65	55.49	98.97	57.17
MW-33D-235	Confined LPA	178.6	133.39	45.21	124.55	54.05	123.79	54.81	124.00	54.60	127.52	51.08	125.14	53.46
MW-33D-295	Confined LPA	178.3	133.14	45.16	124.36	53.94	123.60	54.70	123.83	54.47	127.34	50.96	125.69	52.61
MW-34D	Confined LPA	183.9	NM	-	NM	-	NM	-	132.70	51.21	136.42	47.49	131.76	52.15
MW-35D	Confined LPA	177.8	133.55	44.25	125.59	52.21	124.02	53.78	124.27	53.53	128.19	49.61	123.64	54.16
MW-46D	Confined LPA	124.8	NM	-	NM	-	NM	-	NM	-	NM	-	NM	-
MW-30D-413	Patuxent	153.1	NM	-	NM	-	NM	-	138.10	15.03	143.75	9.38	140.62	12.51
MW-36D	Patuxent	158.7	NM	-	NM	-	NM	-	141.75	16.96	146.32	12.39	143.85	14.86

Notes:

LPA = Lower Patapsco Aquifer

NM = Not Measured

TOC = Top of Casing

* Well abandoned in August 2019

Table 2

**Historical Groundwater Elevations (2015 through 2020)
Offsite Monitoring Wells
Former Kop-Flex Facility Site
Hanover, Maryland**

Well ID	Aquifer/Zone	TOC elevation	2/19/2019		5/22/2019		8/6/2019		11/20/2019		2/12/2020		5/14/2020		11/23/2020	
			Depth to Water	Groundwater Elevation	Depth to Water	Groundwater Elevation	Depth to Water	Groundwater Elevation	Depth to Water	Groundwater Elevation	Depth to Water	Groundwater Elevation	Depth to Water	Groundwater Elevation	Depth to Water	Groundwater Elevation
MW-25S *	Unconfined LPA	130.6	11.75	118.85	NM	-	NM	-	NM	-	NM	-	NM	-	NM	-
MW-28S *	Unconfined LPA	150.5	23.30	127.20	NM	-	NM	-	NM	-	NM	-	NM	-	NM	-
MW-45	Unconfined LPA	126.7	11.98	114.74	11.75	114.97	NM	-	14.55	112.17	NM	-	NM	-	NM	-
MW-24D	Confined LPA	129.1	48.92	80.18	49.67	79.43	52.37	76.73	51.12	77.98	50.10	79.00	48.80	80.30	53.02	76.08
MW-25-130	Confined LPA	130.5	54.96	75.54	56.23	74.27	60.79	69.71	59.94	70.56	55.55	74.95	54.95	75.55	60.50	70.00
MW-25-192	Confined LPA	130.5	54.20	76.30	55.45	75.05	60.37	70.13	59.02	71.48	54.70	75.80	54.23	76.27	59.50	71.00
MW-28D	Confined LPA	150.5	84.78	65.72	86.96	63.54	94.24	56.26	91.37	59.13	85.00	65.50	84.36	66.14	92.87	57.63
MW-29D	Confined LPA	131.9	60.64	71.28	62.36	69.56	67.20	64.72	67.10	64.82	61.28	70.64	60.61	71.31	67.75	64.17
MW-30D-273	Confined LPA	153.5	93.10	60.44	95.74	57.80	104.75	48.79	101.12	52.42	93.29	60.25	92.60	60.94	103.09	50.45
MW-31D	Confined LPA	162.5	102.47	60.03	104.91	57.59	113.35	49.15	110.14	52.36	102.73	59.77	NM	-	113.30	49.20
MW-32D	Confined LPA	156.1	93.79	62.35	97.02	59.12	99.43	56.71	101.56	54.58	92.35	63.79	94.31	61.83	103.76	52.38
MW-33D-235	Confined LPA	178.6	119.35	59.25	121.72	56.88	132.76	45.84	127.87	50.73	119.72	58.88	119.10	59.50	NM	-
MW-33D-295	Confined LPA	178.3	119.10	59.20	NM	NA	131.14	47.16	127.65	50.65	119.54	58.76	118.84	59.46	130.21	48.09
MW-34D	Confined LPA	183.9	127.40	56.51	129.93	53.98	141.48	42.43	136.62	47.29	127.75	56.16	127.01	56.90	139.08	44.83
MW-35D	Confined LPA	177.8	119.18	58.62	121.65	56.15	127.51	50.29	129.89	47.91	119.68	58.12	119.06	58.74	129.67	48.13
MW-46D	Confined LPA	124.8	NM	-	35.47	89.30	38.40	86.37	37.90	86.87	36.13	88.64	35.73	89.04	37.72	87.05
MW-30D-413	Patuxent	153.1	130.73	22.40	137.25	15.88	145.27	7.86	143.64	9.49	128.12	25.01	127.25	25.88	142.22	10.91
MW-36D	Patuxent	158.7	134.83	23.88	141.30	17.41	147.65	11.06	146.75	11.96	132.11	26.60	131.08	27.63	145.25	13.46

Notes:

LPA = Lower Patapsco Aquifer

NM = Not Measured

TOC = Top of Casing

* Well abandoned in August 2019

Table 3

Offsite Monitoring Well Sample Results
Former Kop-Flex Facility Site
Hanover, Maryland
November 2020

Parameters (a)	Groundwater Quality Standards (µg/L) (b)	Well ID: Sampling Date:	CONFINED LOWER PATAPSCO AQUIFER									
			MW-24D 11/23/20	MW-25D-130 23-Nov-20	MW-25D-192 23-Nov-20	DUP 112320(d) 23-Nov-20	MW-28D 23-Nov-20	MW-29D 23-Nov-20	MW-30D-273 23-Nov-20	MW-31D 23-Nov-20	MW-32D 23-Nov-20	MW-33D-235 23-Nov-20
1,1-Dichloroethane	2.8		73.5	3.3	11.3	3	1.0 U	1.0 U	1.0 U	1.0 U	1.0 U	1.0 U
1,2-Dichloroethane	5		3.3	1.0 U	1.0 U	1.0 U	1.0 U	1.0 U	1.0 U	1.0 U	1.0 U	1.0 U
1,1-Dichloroethene	7		505	76	46.9	60.7	7.6	1.0 U	39.5	1.0 U	1.0 U	1.0 U
1,4-Dioxane	4.6 (c)		208	32.4	41.5	33.2	4.2	2.0 U	19.5	2.0 U	2.0 U	2.0 U
1,1,1-Trichloroethane	200		4.4	4.9	5.8	1.0 U	1.0 U	1.0 U	1.0 U	1.0 U	1.0 U	1.0 U
	Total CVOCs & 1,4-Dioxane	-	794.2	116.6	105.5	96.9	11.8	---	59.0	---	---	---

a/ U = not detected above the method detection limit; CVOC = chlorinated volatile organic compound.

Bolded values indicate an exceedence of the Groundwater Quality Standards

All sample concentrations in micrograms per liter (µg/l)

b/ Source:

[http://www.mde.maryland.gov/assets/document/Final%20Update%20No%20202.1%20dated%205-20-08\(1\).pdf](http://www.mde.maryland.gov/assets/document/Final%20Update%20No%20202.1%20dated%205-20-08(1).pdf)

c/ Value represents the MDE risk-based action level.

d/ Field duplicate of sample from well MW-25-192.

Table 3

Offsite Monitoring Well Sample Results
Former Kop-Flex Facility Site
Hanover, Maryland
November 2020

Parameters (a)	Groundwater Quality Standards (µg/L) (b)	Well ID: Sampling Date:	CONFINED LOWER PATAPSCO AQUIFER				PATUXENT AQUIFER	
			MW-33D-295 23-Nov-20	MW-34D 23-Nov-20	MW-35D 23-Nov-20	MW-46D 23-Nov-20	MW-30D-413 23-Nov-20	MW-36D 23-Nov-20
1,1-Dichloroethane	2.8		1.0 U	1.0 U	1.0 U	18.4	1.0 U	1.0 U
1,2-Dichloroethane	5		1.0 U	1.0 U	1.0 U	1.0 U	1.0 U	1.0 U
1,1-Dichloroethene	7		3.6	1.0 U	1.0 U	124.0	1.0 U	1.0 U
1,4-Dioxane	4.6 (c)		6.0	2.0 U	2.0 U	29.8	2.0 U	2.0 U
1,1,1-Trichloroethane	200		1.0 U	1.0 U	1.0 U	6.4	1.0 U	1.0 U
	Total CVOCs & 1,4-Dioxane		9.6	---	---	178.6	---	---

a/ U = not detected above the method detection limit; CVOC = chlorinated volatile organic compound.

Bolded values indicate an exceedence of the Groundwater Quality Standards

All sample concentrations in micrograms per liter (µg/l)

b/ Source:

[http://www.mde.maryland.gov/assets/document/Final%20Update%20No%20202.1%20dated%205-20-08\(1\).pdf](http://www.mde.maryland.gov/assets/document/Final%20Update%20No%20202.1%20dated%205-20-08(1).pdf)

c/ Value represents the MDE risk-based action level.

d/ Field duplicate of sample from well MW-25-192.

Table 4

Historical Offsite Groundwater Sampling Results (2015 to Present)
Former Kop-Flex Facility Site
Hanover, Maryland

Well ID		1,1-Dichloroethane	1,2-Dichloroethane	1,1,1-Dichloroethene	cis-1,2-Dichloroethene	1,4-Dioxane	Methylene Chloride	1,1,1-Trichloroethane	1,1,2-Trichloroethane	Trichloroethene
Groundwater Quality Standard (µg/L)		2.8 (1)	5	7	70	4.6	5	200	5	5
Sample Date										
Unconfined Lower Patapsco Wells (b)										
MW-25 (c)	3/19/2015	1.0 U	1.0 U	1.0 U	1.0 U	2.0 U	2.0 U	1.0 U	1.0 U	1.0 U
	6/24/2015	1.0 U	1.0 U	1.0 U	1.0 U	2.0 U	2.0 U	1.0 U	1.0 U	1.0 U
	9/23/2015	1.0 U	1.0 U	1.0 U	1.0 U	2.0 U	2.0 U	1.0 U	1.0 U	1.0 U
	1/6/2016	1.0 U	1.0 U	1.0 U	1.0 U	2.0 U	2.0 U	1.0 U	1.0 U	1.0 U
	3/23/2016	1.0 U	1.0 U	1.5	1.0 U	2.0 U	2.0 U	1.0 U	1.0 U	1.0 U
	7/20/2016	1.0 U	1.0 U	1.0 U	1.0 U	2.0 U	2.0 U	1.0 U	1.0 U	1.0 U
	9/8/2016	1.0 U	1.0 U	1.0 U	1.0 U	2.0 U	2.0 U	1.0 U	1.0 U	1.0 U
	12/8/2016	1.0 U	1.0 U	1.0 U	1.0 U	2.0 U	2.0 U	1.0 U	1.0 U	1.0 U
	2/21/2017	1.0 U	1.0 U	1.0 U	1.0 U	3.0	2.0 U	1.0 U	1.0 U	1.0 U
	5/2/2017	1.0 U	1.0 U	1.0 U	1.0 U	2.0 U	2.0 U	1.0 U	1.0 U	1.0 U
	8/31/2017	1.0 U	1.0 U	1.0 U	1.0 U	2.0 U	2.0 U	1.0 U	1.0 U	1.0 U
	11/14/2017	1.0 U	1.0 U	1.0 U	1.0 U	2.0 U	11.7	1.0 U	1.0 U	1.0 U
	2/13/2018	1.0 U	1.0 U	1.0 U	1.0 U	2.0 U	2.0 U	1.0 U	1.0 U	1.0 U
	5/30/2018	1.0 U	1.0 U	1.0 U	1.0 U	2.0 U	2.0 U	1.0 U	1.0 U	1.0 U
MW-28 (c)	3/17/2015	1.0 U	1.0 U	1.0 U	1.0 U	2.0 U	2.0 U	1.0 U	1.0 U	1.0 U
	6/23/2015	1.0 U	1.0 U	1.0 U	1.0 U	2.0 U	2.0 U	1.0 U	1.0 U	1.0 U
	9/22/2015	1.0 U	1.0 U	1.0 U	1.0 U	2.0 U	2.0 U	1.0 U	1.0 U	1.0 U
	1/5/2016	1.0 U	1.0 U	1.0 U	1.0 U	2.0 U	2.0 U	1.0 U	1.0 U	1.0 U
	3/22/2016	1.0 U	1.0 U	6.2	1.0 U	2.0 U	2.0 U	1.0 U	1.0 U	1.0 U
	7/19/2016	1.0 U	1.0 U	1.0 U	1.0 U	2.0 U	2.0 U	1.0 U	1.0 U	1.0 U
	9/7/2016	1.0 U	1.0 U	1.0 U	1.0 U	2.0 U	2.0 U	1.0 U	1.0 U	1.0 U
	12/8/2016	1.0 U	1.0 U	1.0 U	1.0 U	2.0 U	2.0 U	1.0 U	1.0 U	1.0 U
	2/21/2017	1.0 U	1.0 U	1.0 U	1.0 U	2.0 U	2.0 U	1.0 U	1.0 U	1.0 U
	5/2/2017	1.0 U	1.0 U	1.0 U	1.0 U	2.0 U	2.0 U	1.0 U	1.0 U	1.0 U
	8/31/2017	1.0 U	1.0 U	1.0 U	1.0 U	2.0 U	2.0 U	1.0 U	1.0 U	1.0 U
	11/14/2017	1.0 U	1.0 U	1.0 U	1.0 U	2.0 U	5.0 U	1.0 U	1.0 U	1.0 U
	2/14/2018	1.0 U	1.0 U	1.0 U	1.0 U	2.0 U	5.0 U	1.0 U	1.0 U	1.0 U
	5/30/2018	1.0 U	1.0 U	1.0 U	1.0 U	2.0 U	5.0 U	1.0 U	1.0 U	1.0 U
MW-45	3/24/2017	1.0 U	1.9	1.0 U	2.3	2.0 U	1.0 U	1.0 U	1.0 U	1.0 U
	6/28/2018	1.0 U	2.0 U	1.0 U	2.0 U	2.0 U	1.0 U	1.0 U	1.0 U	1.0 U
	5/22/2019	1.0 U	2.0 U	1.0 U	2.0 U	2.0 U	1.0 U	1.0 U	1.0 U	1.0 U
	12/8/2020	1.0 U	2.0 U	1.0 U	2.0 U	2.0 U	1.0 U	1.0 U	1.0 U	1.0 U
Confined Lower Patapsco Wells										
MW-24D	3/22/2016	88.0	15.7	1,780	12.5 U	561	39.4	38.6	12.5 U	12.5 U
	12/8/2016	36.1	5.2	701	5.0 U	192	10.0 U	9.0	5.0 U	5.0 U
	5/2/2017	40.4	5.6	830	5.0 U	216	10.0 U	10.2	5.0 U	5.0 U
	11/14/2017	28.1	3.4	803	2.3	212	11.7	10.5	0.5 J	5.9
	5/30/2018	26.6	4.0 U	529	4.0 U	187	8.0 U	5.5	4.0 U	4.0 U
	11/7/2018	29.8	5.0 U	560	5.0 U	2.0 U	10.0 U	5.0 U	5.0 U	5.0 U
	5/22/2019	66.2	10.0 U	1,190	10.0 U	359	50.0 U	18	10.0 U	10.0 U
	11/19/2019	54.5	6.6	868	5.0 U	155	25.0 U	10	5.0 U	6.0 U
	5/12/2020	25	3.3	402	5.0 U	139	25.0 U	3.7	5.0 U	3.2
	11/23/2020	73.5	4.0 U	505	4.0 U	208	20.0 U	4.4	4.0 U	4.0 U
MW-25D-130	3/19/2015	38.6	10.8	854	10.0 U	446	200 U	8,930	100 U	100 U
	6/24/2015	37.1	8.9	1,030	4.6	303	2.0 U	46.3	1.2	6.8
	9/23/2015	29.7	10.0 U	697	10.0 U	295	20.0 U	32.3	10.0 U	14.2
	1/7/2016	33.4	9.7	800	5.0 U	398	10.0 U	5.0 U	5.0 U	6.1
	3/23/2016	24.5	8.0	676	5.0 U	302	10.0 U	26.2	5.0 U	5.0
	7/19/2016	39.3	10.2	1,090	4.9 J	367	14.3 J	37.0	10.0 U	6.5 J
	9/9/2016	27.9	6.4	661	5.0 U	241	12.0	25.0	5.0 U	5.0 U
	12/8/2016	6.7	1.5	171	1.0 U	13.6	2.0 U	6.9	1.0 U	1.0 U
	2/21/2017	7.2	1.7	194	1.0 U	69.1	2.0 U	7.0	1.0 U	1.2
	5/2/2017	6.5	2.0 U	174	2.0 U	61.0	4.0 U	5.0	2.0 U	2.0 U
	8/31/2017	7.4	1.7	193	2.0 U	57.9	4.0 U	6.9	2.0 U	2.0 U
	11/14/2017	5.1	1.3	151	0.57 J	58.5	5.0 U	6.4	1.0 U	1.1
	2/13/2018	6.3	2.0 U	154	2.0 U	67.1	5.0 U	6.4	1.0 U	1.0 U
	5/30/2018	5.0	1.4	144	2.0 U	53.9	5.0 U	5.3	1.0 U	1.0 U
	11/8/2018	4.4	1.1	109	2.0 U	40.2	5.0 U	1.0 U	1.0 U	1.0 U
	5/22/2019	3.7	1.0 U	96.2	1.0 U	38.4	5.0 U	4.2	1.0 U	1.0 U
	11/19/2019	2.7	1.0 U	62.1	1.0 U	31.0	5.0 U	1.0 U	1.0 U	1.0 U
5/14/2020	3.3	1.0 U	69.1	1.0 U	32.6	5.0 U	1.0 U	1.0 U	1.0 U	
11/23/2020	3.3	1.0 U	76.0	1.0 U	32.4	5.0 U	4.9	1.0 U	1.0 U	

Table 4

Historical Offsite Groundwater Sampling Results (2015 to Present)
Former Kop-Flex Facility Site
Hanover, Maryland

Well ID		1,1-Dichloroethane	1,2-Dichloroethane	1,1,1-Dichloroethene	cis-1,2-Dichloroethene	1,4-Dioxane	Methylene Chloride	1,1,1-Trichloroethane	1,1,2-Trichloroethane	Trichloroethene
Groundwater Quality Standard (µg/L)		2.8 (1)	5	7	70	4.6	5	200	5	5
MW-25D-192	3/19/2015	11.7	1.0 U	53.0	1.0 U	49.4	2.0 U	13.7	1.0 U	1.0 U
	6/25/2015	11.9	1.0 U	59.4	1.0 U	39.8	2.0 U	14.2	1.0 U	1.0 U
	9/22/2015	13.9	1.0 U	51.4	1.0 U	45.0	2.0 U	12.9	1.0 U	1.3
	1/7/2016	11.7	1.0 U	47.2	1.0 U	41.7	2.0 U	12.5	1.0 U	1.0 U
	3/23/2016	10.3	1.0 U	43.3	1.0 U	42.2	2.0 U	11.3	1.0 U	1.0 U
	7/20/2016	11.7	0.73 J	54.9	1.0 U	54.4	2.0 U	11.1	1.0 U	1.0 U
	9/8/2016	12.9	1.0 U	56.8	1.0 U	39.3	2.0 U	12.6	1.0 U	1.0 U
	12/8/2016	16.1	1.0 U	64.6	1.0 U	51.3	2.0 U	13.3	1.0 U	1.0 U
	2/21/2017	14.0	1.0 U	63.3	1.0 U	52.1	2.0 U	11.6	1.0 U	1.0 U
	5/2/2017	16.9	1.0 U	81.0	1.0 U	53.1	2.0 U	13.5	1.0 U	1.0 U
	8/31/2017	15.7	1.0 U	62.5	1.0 U	44.3	2.0 U	13.1	1.0 U	1.0 U
	11/14/2017	13.6	0.67 J	67.2	1.0 U	56.7	5.0 U	13.6	1.0 U	1.0 U
	2/13/2018	13.7	1.0 U	69.2	1.0 U	42.7	5.0 U	11.0	1.0 U	1.0 U
	5/30/2018	10.8	1.0 U	58.3	1.0 U	50.8	5.0 U	7.2	1.0 U	1.0 U
	11/8/2018	13.7	1.0 U	61.0	1.0 U	49.3	5.0 U	9.8	1.0 U	1.0 U
	5/22/2019	11.8	1.0 U	51.7	1.0 U	36.7	5.0 U	8.5	1.0 U	1.0 U
	11/19/2019	12.6	1.0 U	53.2	1.0 U	41.1	5.0 U	1.0 U	1.0 U	1.0 U
5/14/2020	12.8	1.0 U	58.0	1.0 U	41.1	5.0 U	1.0 U	1.0 U	1.0 U	
11/23/2020	11.3	1.0 U	46.9	1.0 U	41.5	5.0 U	5.8	1.0 U	1.0 U	
MW-28D	3/17/2015	1.0 U	1.0 U	10.6	1.0 U	5.0	2.0 U	1.0 U	1.0 U	1.0 U
	6/23/2015	1.0 U	1.0 U	12.8	1.0 U	4.5	2.0 U	1.0 U	1.0 U	1.0 U
	9/22/2015	1.0 U	1.0 U	14.3	1.0 U	4.4	2.0 U	1.0 U	1.0 U	1.0 U
	1/5/2016	1.0 U	1.0 U	11.5	1.0 U	5.5	2.0 U	1.0 U	1.0 U	1.0 U
	3/23/2016	1.0 U	1.0 U	9.1	1.0 U	4.0	2.0 U	1.0 U	1.0 U	1.0 U
	7/19/2016	1.0 U	0.25 J	10.1	1.0 U	2.0 U	2.0 U	1.0 U	1.0 U	1.0 U
	9/7/2016	1.0 U	1.0 U	12.0	1.0 U	5.0	2.0 U	1.0 U	1.0 U	1.0 U
	12/8/2016	1.0 U	1.0 U	6.3	1.0 U	2.0 U	2.0 U	1.0 U	1.0 U	1.0 U
	2/21/2017	1.0 U	1.0 U	4.6	1.0 U	3.0	2.0 U	1.0 U	1.0 U	1.0 U
	5/2/2017	1.0 U	1.0 U	5.8	1.0 U	2.7	2.0 U	1.0 U	1.0 U	1.0 U
	8/31/2017	1.0 U	1.0 U	5.0	1.0 U	2.7	2.0 U	1.0 U	1.0 U	1.0 U
	11/14/2017	1.0 U	1.0 U	5.5	1.0 U	3.5	5.0 U	1.0 U	1.0 U	1.0 U
	2/14/2018	1.0 U	1.0 U	4.3	1.0 U	2.8	5.0 U	1.0 U	1.0 U	1.0 U
	5/30/2018	1.0 U	1.0 U	6.1	1.0 U	2.4	5.0 U	1.0 U	1.0 U	1.0 U
	11/8/2018	1.0 U	1.0 U	6.9	1.0 U	2.3	5.0 U	1.0 U	1.0 U	1.0 U
	5/22/2019	1.0 U	1.0 U	5.2	1.0 U	3.5	5.0 U	1.0 U	1.0 U	1.0 U
	11/20/2019	1.0 U	1.0 U	6.1	1.0 U	3.9	5.0 U	1.0 U	1.0 U	1.0 U
5/14/2020	1.0 U	1.0 U	4.0	1.0 U	3.4	5.0 U	1.0 U	1.0 U	1.0 U	
11/23/2020	1.0 U	1.0 U	7.6	1.0 U	4.2	5.0 U	1.0 U	1.0 U	1.0 U	
MW-29D	5/21/2018	1.0 U	1.0 U	1.0 U	1.0 U	2.0 U	5.0 U	1.0 U	1.0 U	1.0 U
	8/23/2018	1.0 U	1.0 U	1.0 U	1.0 U	2.0 U	5.0 U	1.0 U	1.0 U	1.0 U
	11/8/2018	1.0 U	1.0 U	1.0 U	1.0 U	2.0 U	5.0 U	1.0 U	1.0 U	1.0 U
	2/19/2019	1.0 U	1.0 U	1.0 U	1.0 U	2.0 U	5.0 U	1.0 U	1.0 U	1.0 U
	5/22/2019	1.0 U	1.0 U	1.0 U	1.0 U	2.0 U	5.0 U	1.0 U	1.0 U	1.0 U
	11/20/2019	1.0 U	1.0 U	1.0 U	1.0 U	2.0 U	5.0 U	1.0 U	1.0 U	1.0 U
	5/14/2020	1.0 U	1.0 U	1.0 U	1.0 U	2.0 U	5.0 U	1.0 U	1.0 U	1.0 U
	11/23/2020	1.0 U	1.0 U	1.0 U	1.0 U	2.0 U	5.0 U	1.0 U	1.0 U	1.0 U
MW-30D-273	5/31/2018	1.0 U	1.0 U	27.4	1.0 U	16.4	5.0 U	1.0 U	1.0 U	1.0 U
	8/23/2018	1.0	1.0 U	40.7	1.0 U	24.5	5.0 U	1.7	1.0 U	1.0 U
	11/8/2018	1.2	1.0 U	44.0	1.0 U	22.2	5.0 U	2.1	1.0 U	1.0 U
	2/19/2019	1.1	1.0 U	47.2	1.0 U	23.1	5.0 U	1.0 U	1.0 U	1.0 U
	5/22/2019	1.1	1.0 U	44.2	1.0 U	22.7	5.0 U	2.0	1.0 U	1.0 U
	11/20/2019	1.1	1.0 U	43.3	1.0 U	22.8	5.0 U	1.0 U	1.0 U	1.0 U
	5/14/2020	1.0	1.0 U	42.7	1.0 U	20.9	5.0 U	1.0 U	1.0 U	1.0 U
11/23/2020	1.0	1.0 U	39.5	1.0 U	19.5	5.0 U	1.0 U	1.0 U	1.0 U	

Table 4

Historical Offsite Groundwater Sampling Results (2015 to Present)
Former Kop-Flex Facility Site
Hanover, Maryland

Well ID		1,1-Dichloroethane	1,2-Dichloroethane	1,1,1-Dichloroethene	cis-1,2-Dichloroethene	1,4-Dioxane	Methylene Chloride	1,1,1-Trichloroethane	1,1,2-Trichloroethane	Trichloroethene
Groundwater Quality Standard (µg/L)		2.8 (1)	5	7	70	4.6	5	200	5	5
MW-31D	3/17/2015	1.0 U	1.0 U	1.0 U	1.0 U	2.0 U	2.0 U	1.0 U	1.0 U	1.0 U
	6/24/2015	1.0 U	1.0 U	1.0 U	1.0 U	2.0 U	2.0 U	1.0 U	1.0 U	1.0 U
	9/22/2015	1.0 U	1.0 U	1.0 U	1.0 U	2.0 U	2.0 U	1.0 U	1.0 U	1.0 U
	1/6/2016	1.0 U	1.0 U	1.0 U	1.0 U	2.0 U	2.0 U	1.0 U	1.0 U	1.0 U
	3/21/2016	1.0 U	1.0 U	1.0 U	1.0 U	2.0 U	2.0 U	1.0 U	1.0 U	1.0 U
	7/19/2016	1.0 U	1.0 U	1.0 U	1.0 U	2.0 U	2.0 U	1.0 U	1.0 U	1.0 U
	9/6/2016	1.0 U	1.0 U	1.0 U	1.0 U	2.0 U	2.0 U	1.0 U	1.0 U	1.0 U
	12/8/2016	1.0 U	1.0 U	1.0 U	1.0 U	2.0 U	2.0 U	1.0 U	1.0 U	1.0 U
	2/21/2017	1.0 U	1.0 U	1.0 U	1.0 U	2.0 U	2.0 U	1.0 U	1.0 U	1.0 U
	5/2/2017	1.0 U	1.0 U	1.0 U	1.0 U	2.0 U	2.0 U	1.0 U	1.0 U	1.0 U
	8/31/2017	1.0 U	1.0 U	1.0 U	1.0 U	2.0 U	2.0 U	1.0 U	1.0 U	1.0 U
	11/14/2017	1.0 U	1.0 U	1.0 U	1.0 U	2.0 U	5.0 U	1.0 U	1.0 U	1.0 U
	2/14/2018	1.0 U	1.0 U	1.0 U	1.0 U	2.0 U	5.0 U	1.0 U	1.0 U	1.0 U
	5/31/2018	1.0 U	1.0 U	1.0 U	1.0 U	2.0 U	5.0 U	1.0 U	1.0 U	1.0 U
	11/8/2018	1.0 U	1.0 U	1.0 U	1.0 U	2.0 U	5.0 U	1.0 U	1.0 U	1.0 U
	5/22/2019	1.0 U	1.0 U	1.0 U	1.0 U	2.0 U	5.0 U	1.0 U	1.0 U	1.0 U
11/20/2019	1.0 U	1.0 U	1.0 U	1.0 U	2.0 U	5.0 U	1.0 U	1.0 U	1.0 U	
6/2/2020	1.0 U	1.0 U	1.0 U	1.0 U	2.0 U	5.0 U	1.0 U	1.0 U	1.0 U	
11/23/2020	1.0 U	1.0 U	1.0 U	1.0 U	2.0 U	5.0 U	1.0 U	1.0 U	1.0 U	
MW-32D	5/31/2018	1.0 U	1.0 U	1.0 U	1.0 U	2.0 U	5.0 U	1.0 U	1.0 U	1.0 U
	8/23/2018	1.0 U	1.0 U	1.0 U	1.0 U	2.0 U	5.0 U	1.0 U	1.0 U	1.0 U
	11/8/2018	1.0 U	1.0 U	1.0 U	1.0 U	2.0 U	5.0 U	1.0 U	1.0 U	1.0 U
	2/19/2019	1.0 U	1.0 U	1.0 U	1.0 U	2.0 U	5.0 U	1.0 U	1.0 U	1.0 U
	5/22/2019	1.0 U	1.0 U	1.0 U	1.0 U	2.0 U	5.0 U	1.0 U	1.0 U	1.0 U
	11/20/2019	1.0 U	1.0 U	1.0 U	1.0 U	2.0 U	5.0 U	1.0 U	1.0 U	1.0 U
	5/14/2020	1.0 U	1.0 U	1.0 U	1.0 U	2.0 U	5.0 U	1.0 U	1.0 U	1.0 U
	11/23/2020	1.0 U	1.0 U	1.0 U	1.0 U	2.0 U	5.0 U	1.0 U	1.0 U	1.0 U
MW-33D-235	3/18/2015	1.0 U	1.0 U	1.0 U	1.0 U	2.0 U	2.0 U	1.0 U	1.0 U	1.0 U
	6/23/2015	1.0 U	1.0 U	1.0 U	1.0 U	2.0 U	2.0 U	1.0 U	1.0 U	1.0 U
	9/21/2015	1.0 U	1.0 U	1.0 U	1.0 U	2.0 U	2.0 U	1.0 U	1.0 U	1.0 U
	1/4/2016	1.0 U	1.0 U	1.0 U	1.0 U	2.0 U	2.0 U	1.0 U	1.0 U	1.0 U
	3/21/2016	1.0 U	1.0 U	1.0 U	1.0 U	3.0	2.0 U	1.0 U	1.0 U	1.0 U
	7/18/2016	1.0 U	1.0 U	1.0 U	1.0 U	2.0 U	2.0 U	1.0 U	1.0 U	1.0 U
	9/7/2016	1.0 U	1.0 U	1.0 U	1.0 U	2.0 U	2.0 U	1.0 U	1.0 U	1.0 U
	12/8/2016	1.0 U	1.0 U	1.0 U	1.0 U	2.0 U	2.0 U	1.0 U	1.0 U	1.0 U
	2/21/2017	1.0 U	1.0 U	1.0 U	1.0 U	2.0 U	2.0 U	1.0 U	1.0 U	1.0 U
	5/2/2017	1.0 U	1.0 U	1.0 U	1.0 U	2.0 U	2.0 U	1.0 U	1.0 U	1.0 U
	8/31/2017	1.0 U	1.0 U	1.0 U	1.0 U	2.0 U	2.0 U	1.0 U	1.0 U	1.0 U
	11/14/2017	1.0 U	1.0 U	1.0 U	1.0 U	4.3	12.0	1.0 U	1.0 U	1.0 U
	2/13/2018	1.0 U	1.0 U	1.0 U	1.0 U	2.0 U	2.0 U	1.0 U	1.0 U	1.0 U
	5/31/2018	1.0 U	1.0 U	1.0 U	1.0 U	2.0 U	2.0 U	1.0 U	1.0 U	1.0 U
	11/8/2018	1.0 U	1.0 U	1.0 U	1.0 U	2.0 U	2.0 U	1.0 U	1.0 U	1.0 U
	5/22/2019	1.0 U	1.0 U	1.0 U	1.0 U	2.0 U	5.0 U	1.0 U	1.0 U	1.0 U
	11/20/2019	1.0 U	1.0 U	1.0 U	1.0 U	2.0 U	5.0 U	1.0 U	1.0 U	1.0 U
	5/14/2020	1.0 U	1.0 U	1.0 U	1.0 U	2.0 U	5.0 U	1.0 U	1.0 U	1.0 U
11/23/2020	1.0 U	1.0 U	1.0 U	1.0 U	2.0 U	5.0 U	1.0 U	1.0 U	1.0 U	
MW-33D-295	3/18/2015	1.0 U	1.0 U	4.6	1.0 U	8.0	2.0 U	1.0 U	1.0 U	1.0 U
	6/23/2015	1.0 U	1.0 U	3.3	1.0 U	6.8	2.0 U	1.0 U	1.0 U	1.0 U
	9/21/2015	1.0 U	1.0 U	4.8	1.0 U	6.8	2.0 U	1.0 U	1.0 U	1.0 U
	1/4/2016	1.0 U	1.0 U	3.7	1.0 U	7.6	2.0 U	1.0 U	1.0 U	1.0 U
	3/21/2016	1.0 U	1.0 U	3.9	1.0 U	7.8	2.0 U	1.0 U	1.0 U	1.0 U
	7/18/2016	1.0 U	0.36 J	3.2	1.0 U	5.1	2.0 U	1.0 U	1.0 U	1.0 U
	9/7/2016	1.0 U	1.0 U	3.8	1.0 U	7.4	2.0 U	1.0 U	1.0 U	1.0 U
	12/8/2016	1.0 U	1.0 U	5.4	1.0 U	7.4	2.0 U	1.0 U	1.0 U	1.0 U
	2/21/2017	1.0 U	1.0 U	4.0	1.0 U	6.8	2.0 U	1.0 U	1.0 U	1.0 U
	5/2/2017	1.0 U	1.0 U	5.3	1.0 U	7.4	2.0 U	1.0 U	1.0 U	1.0 U
	8/31/2017	1.0 U	1.0 U	5.6	1.0 U	6.3	2.0 U	1.0 U	1.0 U	1.0 U
	11/14/2017	1.0 U	1.0 U	3.4	1.0 U	9.7	11.5	0.49 J	1.0 U	1.0 U
	2/13/2018	1.0 U	1.0 U	4.6	1.0 U	6.9	2.0 U	0.49 J	1.0 U	1.0 U
	5/31/2018	1.0 U	1.0 U	4.6	1.0 U	6.9	2.0 U	0.49 J	1.0 U	1.0 U
	11/8/2018	1.0 U	1.0 U	4.2	1.0 U	6.1	2.0 U	1.0 U	1.0 U	1.0 U
	5/22/2019	1.0 U	1.0 U	4.5	1.0 U	6.1	5.0 U	1.0 U	1.0 U	1.0 U
11/20/2019	1.0 U	1.0 U	3.7	1.0 U	6.3	5.0 U	1.0 U	1.0 U	1.0 U	
5/14/2020	1.0 U	1.0 U	4.4	1.0 U	6.0	5.0 U	1.0 U	1.0 U	1.0 U	
11/23/2020	1.0 U	1.0 U	3.6	1.0 U	6.0	5.0 U	1.0 U	1.0 U	1.0 U	

Table 4

Historical Offsite Groundwater Sampling Results (2015 to Present)
Former Kop-Flex Facility Site
Hanover, Maryland

Well ID		1,1-Dichloroethane	1,2-Dichloroethane	1,1,1-Dichloroethene	cis-1,2-Dichloroethene	1,4-Dioxane	Methylene Chloride	1,1,1-Trichloroethane	1,1,2-Trichloroethane	Trichloroethene
Groundwater Quality Standard (µg/L)		2.8 (1)	5	7	70	4.6	5	200	5	5
MW-34D	5/31/2018	1.0 U	1.0 U	1.0 U	1.0 U	2.0 U	2.0 U	1.0 U	1.0 U	1.0 U
	8/23/2018	1.0 U	1.0 U	1.0 U	1.0 U	2.0 U	2.0 U	1.0 U	1.0 U	1.0 U
	11/8/2018	1.0 U	1.0 U	1.0 U	1.0 U	2.0 U	2.0 U	1.0 U	1.0 U	1.0 U
	2/19/2019	1.0 U	1.0 U	1.0 U	1.0 U	2.0 U	5.0 U	1.0 U	1.0 U	1.0 U
	5/22/2019	1.0 U	1.0 U	1.0 U	1.0 U	2.0 U	5.0 U	1.0 U	1.0 U	1.0 U
	11/20/2019	1.0 U	1.0 U	1.0 U	1.0 U	2.0 U	5.0 U	1.0 U	1.0 U	1.0 U
	5/14/2020	1.0 U	1.0 U	1.0 U	1.0 U	2.0 U	5.0 U	1.0 U	1.0 U	1.0 U
	11/23/2020	1.0 U	1.0 U	1.0 U	1.0 U	2.0 U	5.0 U	1.0 U	1.0 U	1.0 U
MW-35D	3/18/2015	1.0 U	1.0 U	1.0 U	1.0 U	2.0 U	2.0 U	1.0 U	1.0 U	1.0 U
	6/22/2015	1.0 U	1.0 U	1.0 U	1.0 U	2.0 U	2.0 U	1.0 U	1.0 U	1.0 U
	9/21/2015	1.0 U	1.0 U	1.0 U	1.0 U	2.0 U	2.0 U	1.0 U	1.0 U	1.0 U
	1/6/2016	1.0 U	1.0 U	1.0 U	1.0 U	2.0 U	2.0 U	1.0 U	1.0 U	1.0 U
	4/15/2016	1.0 U	1.0 U	1.0 U	1.0 U	2.0 U	2.0 U	1.0 U	1.0 U	1.0 U
	7/18/2016	1.0 U	1.0 U	1.0 U	1.0 U	2.0 U	2.0 U	1.0 U	1.0 U	1.0 U
	9/6/2016	1.0 U	1.0 U	1.0 U	1.0 U	2.0 U	2.0 U	1.0 U	1.0 U	1.0 U
	12/8/2016	1.0 U	1.0 U	1.0 U	1.0 U	2.0 U	2.0 U	1.0 U	1.0 U	1.0 U
	2/21/2017	1.0 U	1.0 U	1.0 U	1.0 U	2.0 U	2.0 U	1.0 U	1.0 U	1.0 U
	5/2/2017	1.0 U	1.0 U	1.0 U	1.0 U	2.0 U	2.0 U	1.0 U	1.0 U	1.0 U
	8/31/2017	1.0 U	1.0 U	1.0 U	1.0 U	2.0 U	2.0 U	1.0 U	1.0 U	1.0 U
	11/14/2017	1.0 U	1.0 U	1.0 U	1.0 U	2.0 U	5.0 U	1.0 U	1.0 U	1.0 U
	2/14/2018	1.0 U	1.0 U	1.0 U	1.0 U	2.0 U	2.0 U	1.0 U	1.0 U	1.0 U
	5/31/2018	1.0 U	1.0 U	1.0 U	1.0 U	2.0 U	2.0 U	1.0 U	1.0 U	1.0 U
	11/8/2018	1.0 U	1.0 U	1.0 U	1.0 U	2.0 U	2.0 U	1.0 U	1.0 U	1.0 U
	5/22/2019	1.0 U	1.0 U	1.0 U	1.0 U	2.0 U	5.0 U	1.0 U	1.0 U	1.0 U
11/20/2019	1.0 U	1.0 U	1.0 U	1.0 U	2.0 U	5.0 U	1.0 U	1.0 U	1.0 U	
5/14/2020	1.0 U	1.0 U	1.0 U	1.0 U	2.0 U	5.0 U	1.0 U	1.0 U	1.0 U	
11/23/2020	1.0 U	1.0 U	1.0 U	1.0 U	2.0 U	5.0 U	1.0 U	1.0 U	1.0 U	
MW-46D	5/30/2018	13.7	1.0 U	29.4	1.0 U	73.5	2.0 U	1.2	1.0 U	1.0 U
	11/7/2018	22.1	1.2	99.6	1.0 U	96.7	2.0 U	7.7	1.0 U	1.0 U
	5/21/2019	26.1	1.0	125	1.0 U	88.0	5.0 U	10.2	1.0 U	1.0 U
	11/19/2019	23.4	1.4	114	1.0	96.3	5.0 U	1.0 U	1.0 U	1.0 U
	5/12/2020	20.7	1.4	98	1.0	63.0	5.0 U	1.0 U	1.0 U	1.0 U
	11/23/2020	18.4	1.0 U	124	1.0 U	29.8	5.0 U	6.4	1.0 U	1.0 U
Confined Patuxent Wells MW-30D-413	5/31/2018	1.0 U	1.0 U	1.0 U	1.0 U	2.0 U	2.0 U	1.0 U	1.0 U	1.0 U
	8/23/2018	1.0 U	1.0 U	1.0 U	1.0 U	2.0 U	2.0 U	1.0 U	1.0 U	1.0 U
	11/8/2018	1.0 U	1.0 U	1.0 U	1.0 U	2.0 U	2.0 U	1.0 U	1.0 U	1.0 U
	2/19/2019	1.0 U	1.0 U	1.0 U	1.0 U	2.0 U	2.0 U	1.0 U	1.0 U	1.0 U
	5/22/2019	1.0 U	1.0 U	1.0 U	1.0 U	2.0 U	5.0 U	1.0 U	1.0 U	1.0 U
	11/20/2019	1.0 U	1.0 U	1.0 U	1.0 U	2.0 U	5.0 U	1.0 U	1.0 U	1.0 U
	5/14/2020	1.0 U	1.0 U	1.0 U	1.0 U	2.0 U	5.0 U	1.0 U	1.0 U	1.0 U
	11/23/2020	1.0 U	1.0 U	1.0 U	1.0 U	2.0 U	5.0 U	1.0 U	1.0 U	1.0 U
MW-36D	5/30/2018	1.0 U	1.0 U	1.0 U	1.0 U	2.0 U	2.0 U	1.0 U	1.0 U	1.0 U
	8/23/2018	1.0 U	1.0 U	1.0 U	1.0 U	2.0 U	2.0 U	1.0 U	1.0 U	1.0 U
	11/8/2018	1.0 U	1.0 U	1.0 U	1.0 U	2.0 U	2.0 U	1.0 U	1.0 U	1.0 U
	2/19/2019	1.0 U	1.0 U	1.0 U	1.0 U	2.0 U	2.0 U	1.0 U	1.0 U	1.0 U
	5/22/2019	1.0 U	1.0 U	1.0 U	1.0 U	2.0 U	5.0 U	1.0 U	1.0 U	1.0 U
	11/20/2019	1.0 U	1.0 U	1.0 U	1.0 U	2.0 U	5.0 U	1.0 U	1.0 U	1.0 U
	5/14/2020	1.0 U	1.0 U	1.0 U	1.0 U	2.0 U	5.0 U	1.0 U	1.0 U	1.0 U
	11/23/2020	1.0 U	1.0 U	1.0 U	1.0 U	2.0 U	5.0 U	1.0 U	1.0 U	1.0 U

(1) MDE GW Quality Standard changed from 90 µg/L to 2.8 µg/L in October 2018

a/ U = not detected above the method detection limit; J = estimated concentration between the reporting limit and method detection limit.

Bolded values indicate an exceedence of the Groundwater Quality Standards

Dashed line marks change from quarterly to semi-annual sampling frequency at the well.

All sample concentrations in micrograms per liter (µg/l)

NS = well not sampled

b/ Wells screened in this portion of the Lower Patuxent aquifer were removed from the monitoring program after the May 2018 sampling event.

c/ Well decommissioned in August 2019

ENCLOSURE A – LABORATORY ANALYTICAL REPORTS FOR RESIDENTIAL
WELL SAMPLES (7932 ANDORICK DRIVE, SEVERN, MARYLAND)

OCTOBER 2020

The results set forth herein are provided by SGS North America Inc.

e-Hardcopy 2.0
Automated Report

Technical Report for

WSP Environment & Energy

Kop-Flex, Hanover, VA

31401545.00/05

SGS Job Number: JD15080

Sampling Date: 10/21/20

Report to:

WSP
11190 Sunrise Valley Drive Suite 300
Reston, VA 20190
eric.johnson@wspgroup.com; Chris.Cresci@wspgroup.com
ATTN: Eric Johnson

Total number of pages in report: 49



Test results contained within this data package meet the requirements of the National Environmental Laboratory Accreditation Program and/or state specific certification programs as applicable.

A handwritten signature in black ink that reads "Caitlin Brice".

Caitlin Brice, M.S.
General Manager

Client Service contact: Tammy McCloskey 732-329-0200

Certifications: NJ(12129), NY(10983), CA, CT, FL, IL, IN, KS, KY, LA, MA, MD, ME, MN, NC, OH VAP (CL0056), AK (UST-103), AZ (AZ0786), PA, RI, SC, TX, UT, VA, WV, DoD ELAP (ANAB L2248)

This report shall not be reproduced, except in its entirety, without the written approval of SGS.
Test results relate only to samples analyzed.

Table of Contents

-1-

Section 1: Sample Summary	3
Section 2: Summary of Hits	4
Section 3: Sample Results	5
3.1: JD15080-1: RW-7932AND-102120	6
3.2: JD15080-2: RW-7932AND-102120-F	10
3.3: JD15080-3: TB-102120	14
Section 4: Misc. Forms	16
4.1: Chain of Custody	17
Section 5: MS Volatiles - QC Data Summaries	19
5.1: Method Blank Summary	20
5.2: Blank Spike Summary	26
5.3: Matrix Spike Summary	30
5.4: Matrix Spike/Matrix Spike Duplicate Summary	33
5.5: Duplicate Summary	36
5.6: Instrument Performance Checks (BFB)	39
5.7: Surrogate Recovery Summaries	42
Section 6: MS Semi-volatiles - QC Data Summaries	43
6.1: Method Blank Summary	44
6.2: Blank Spike/Blank Spike Duplicate Summary	45
6.3: Instrument Performance Checks (DFTPP)	46
6.4: Surrogate Recovery Summaries	49

1

2

3

4

5

6



Sample Summary

WSP Environment & Energy

Job No: JD15080

Kop-Flex, Hanover, VA
Project No: 31401545.00/05

Sample Number	Collected Date	Time By	Received	Matrix Code	Type	Client Sample ID
---------------	----------------	---------	----------	-------------	------	------------------

This report contains results reported as ND = Not detected. The following applies:
Organics ND = Not detected above the MDL

JD15080-1	10/21/20	12:40 LJ	10/22/20	AQ	Ground Water	RW-7932AND-102120
JD15080-2	10/21/20	13:05 LJ	10/22/20	AQ	Ground Water	RW-7932AND-102120-F
JD15080-3	10/21/20	10:25 LJ	10/22/20	AQ	Trip Blank Water	TB-102120

Summary of Hits

Job Number: JD15080
Account: WSP Environment & Energy
Project: Kop-Flex, Hanover, VA
Collected: 10/21/20

Lab Sample ID	Client Sample ID	Result/ Qual	RL	MDL	Units	Method
---------------	------------------	-----------------	----	-----	-------	--------

JD15080-1 RW-7932AND-102120

No hits reported in this sample.

JD15080-2 RW-7932AND-102120-F

No hits reported in this sample.

JD15080-3 TB-102120

Acetone	4.9 J	5.0	2.5	ug/l	EPA 524.2 REV 4.1
Toluene	0.18 J	0.50	0.11	ug/l	EPA 524.2 REV 4.1

Sample Results

Report of Analysis

Report of Analysis

Client Sample ID: RW-7932AND-102120	
Lab Sample ID: JD15080-1	Date Sampled: 10/21/20
Matrix: AQ - Ground Water	Date Received: 10/22/20
Method: EPA 524.2 REV 4.1	Percent Solids: n/a
Project: Kop-Flex, Hanover, VA	

Run #	File ID	DF	Analyzed	By	Prep Date	Prep Batch	Analytical Batch
Run #1 ^a	1B125113.D	1	10/26/20 16:21	BK	n/a	n/a	V1B6072
Run #2							

Run #	Purge Volume
Run #1	5.0 ml
Run #2	

VOA List

CAS No.	Compound	Result	RL	MDL	Units	Q
67-64-1	Acetone	ND	5.0	2.5	ug/l	
78-93-3	2-Butanone	ND	5.0	0.43	ug/l	
71-43-2	Benzene	ND	0.50	0.16	ug/l	
108-86-1	Bromobenzene	ND	0.50	0.12	ug/l	
74-97-5	Bromochloromethane	ND	0.50	0.17	ug/l	
75-27-4	Bromodichloromethane	ND	0.50	0.13	ug/l	
75-25-2	Bromoform	ND	0.50	0.27	ug/l	
74-83-9	Bromomethane	ND	0.50	0.18	ug/l	
104-51-8	n-Butylbenzene	ND	0.50	0.068	ug/l	
135-98-8	sec-Butylbenzene	ND	0.50	0.43	ug/l	
98-06-6	tert-Butylbenzene	ND	0.50	0.057	ug/l	
75-15-0	Carbon disulfide	ND	0.50	0.18	ug/l	
108-90-7	Chlorobenzene	ND	0.50	0.093	ug/l	
75-00-3	Chloroethane	ND	0.50	0.080	ug/l	
67-66-3	Chloroform	ND	0.50	0.17	ug/l	
74-87-3	Chloromethane	ND	0.50	0.13	ug/l	
95-49-8	o-Chlorotoluene	ND	0.50	0.098	ug/l	
106-43-4	p-Chlorotoluene	ND	0.50	0.075	ug/l	
56-23-5	Carbon tetrachloride	ND	0.50	0.24	ug/l	
75-34-3	1,1-Dichloroethane	ND	0.50	0.22	ug/l	
75-35-4	1,1-Dichloroethylene	ND	0.50	0.19	ug/l	
563-58-6	1,1-Dichloropropene	ND	0.50	0.14	ug/l	
96-12-8	1,2-Dibromo-3-chloropropane	ND	1.0	0.14	ug/l	
106-93-4	1,2-Dibromoethane	ND	0.50	0.15	ug/l	
107-06-2	1,2-Dichloroethane	ND	0.50	0.18	ug/l	
78-87-5	1,2-Dichloropropane	ND	0.50	0.19	ug/l	
142-28-9	1,3-Dichloropropane	ND	0.50	0.17	ug/l	
594-20-7	2,2-Dichloropropane	ND	0.50	0.31	ug/l	
124-48-1	Dibromochloromethane	ND	0.50	0.14	ug/l	
74-95-3	Dibromomethane	ND	0.50	0.23	ug/l	
75-71-8	Dichlorodifluoromethane	ND	0.50	0.40	ug/l	
541-73-1	m-Dichlorobenzene	ND	0.50	0.14	ug/l	

ND = Not detected MDL = Method Detection Limit J = Indicates an estimated value
 RL = Reporting Limit B = Indicates analyte found in associated method blank
 E = Indicates value exceeds calibration range N = Indicates presumptive evidence of a compound

Report of Analysis

Client Sample ID:	RW-7932AND-102120	Date Sampled:	10/21/20
Lab Sample ID:	JD15080-1	Date Received:	10/22/20
Matrix:	AQ - Ground Water	Percent Solids:	n/a
Method:	EPA 524.2 REV 4.1		
Project:	Kop-Flex, Hanover, VA		

VOA List

CAS No.	Compound	Result	RL	MDL	Units	Q
95-50-1	o-Dichlorobenzene	ND	0.50	0.14	ug/l	
106-46-7	p-Dichlorobenzene	ND	0.50	0.10	ug/l	
156-60-5	trans-1,2-Dichloroethylene	ND	0.50	0.21	ug/l	
156-59-2	cis-1,2-Dichloroethylene	ND	0.50	0.14	ug/l	
10061-02-6	trans-1,3-Dichloropropene	ND	0.50	0.18	ug/l	
10061-01-5	cis-1,3-Dichloropropene	ND	0.50	0.16	ug/l	
100-41-4	Ethylbenzene	ND	0.50	0.076	ug/l	
87-68-3	Hexachlorobutadiene	ND	0.50	0.13	ug/l	
591-78-6	2-Hexanone	ND	2.0	0.24	ug/l	
98-82-8	Isopropylbenzene	ND	0.50	0.054	ug/l	
99-87-6	p-Isopropyltoluene	ND	0.50	0.43	ug/l	
75-09-2	Methylene chloride	ND	0.50	0.37	ug/l	
1634-04-4	Methyl Tert Butyl Ether	ND	0.50	0.11	ug/l	
108-10-1	4-Methyl-2-pentanone	ND	2.0	0.22	ug/l	
91-20-3	Naphthalene	ND	0.50	0.28	ug/l	
103-65-1	n-Propylbenzene	ND	0.50	0.066	ug/l	
100-42-5	Styrene	ND	0.50	0.069	ug/l	
630-20-6	1,1,1,2-Tetrachloroethane	ND	0.50	0.20	ug/l	
71-55-6	1,1,1-Trichloroethane	ND	0.50	0.22	ug/l	
79-34-5	1,1,2,2-Tetrachloroethane	ND	0.50	0.13	ug/l	
79-00-5	1,1,2-Trichloroethane	ND	0.50	0.19	ug/l	
87-61-6	1,2,3-Trichlorobenzene	ND	0.50	0.091	ug/l	
96-18-4	1,2,3-Trichloropropane	ND	0.50	0.13	ug/l	
120-82-1	1,2,4-Trichlorobenzene	ND	0.50	0.055	ug/l	
95-63-6	1,2,4-Trimethylbenzene	ND	0.50	0.40	ug/l	
108-67-8	1,3,5-Trimethylbenzene	ND	0.50	0.057	ug/l	
127-18-4	Tetrachloroethylene	ND	0.50	0.23	ug/l	
108-88-3	Toluene	ND	0.50	0.11	ug/l	
79-01-6	Trichloroethylene	ND	0.50	0.20	ug/l	
75-69-4	Trichlorofluoromethane	ND	1.0	0.19	ug/l	
75-01-4	Vinyl chloride	ND	0.50	0.15	ug/l	
	m,p-Xylene	ND	0.50	0.14	ug/l	
95-47-6	o-Xylene	ND	0.50	0.076	ug/l	
1330-20-7	Xylenes (total)	ND	0.50	0.076	ug/l	

CAS No.	Surrogate Recoveries	Run# 1	Run# 2	Limits
2199-69-1	1,2-Dichlorobenzene-d4	98%		70-130%
460-00-4	4-Bromofluorobenzene	97%		70-130%

ND = Not detected

MDL = Method Detection Limit

J = Indicates an estimated value

RL = Reporting Limit

B = Indicates analyte found in associated method blank

E = Indicates value exceeds calibration range

N = Indicates presumptive evidence of a compound

Report of Analysis

Client Sample ID: RW-7932AND-102120	
Lab Sample ID: JD15080-1	Date Sampled: 10/21/20
Matrix: AQ - Ground Water	Date Received: 10/22/20
Method: EPA 524.2 REV 4.1	Percent Solids: n/a
Project: Kop-Flex, Hanover, VA	

VOA List

CAS No.	Compound	Result	RL	MDL	Units	Q
---------	----------	--------	----	-----	-------	---

(a) EPA 524.2 is not a certified method for non-potable water samples.

ND = Not detected MDL = Method Detection Limit
RL = Reporting Limit

J = Indicates an estimated value
B = Indicates analyte found in associated method blank
N = Indicates presumptive evidence of a compound

Report of Analysis

3.1
3

Client Sample ID: RW-7932AND-102120 Lab Sample ID: JD15080-1 Matrix: AQ - Ground Water Method: SW846 8270D BY SIM SW846 3510C Project: Kop-Flex, Hanover, VA	Date Sampled: 10/21/20 Date Received: 10/22/20 Percent Solids: n/a
---	---

Run #	File ID	DF	Analyzed	By	Prep Date	Prep Batch	Analytical Batch
Run #1	4P40252.D	1	10/24/20 08:41	CS	10/23/20 17:00	OP30229A	E4P2136
Run #2							

Run #	Initial Volume	Final Volume
Run #1	1050 ml	1.0 ml
Run #2		

CAS No.	Compound	Result	RL	MDL	Units	Q
123-91-1	1,4-Dioxane	ND	0.095	0.048	ug/l	
CAS No.	Surrogate Recoveries	Run# 1	Run# 2	Limits		
4165-60-0	Nitrobenzene-d5	89%		29-124%		
321-60-8	2-Fluorobiphenyl	80%		23-122%		
1718-51-0	Terphenyl-d14	70%		22-130%		

ND = Not detected RL = Reporting Limit E = Indicates value exceeds calibration range	MDL = Method Detection Limit J = Indicates an estimated value B = Indicates analyte found in associated method blank N = Indicates presumptive evidence of a compound
--	--

Report of Analysis

Client Sample ID:	RW-7932AND-102120-F	Date Sampled:	10/21/20
Lab Sample ID:	JD15080-2	Date Received:	10/22/20
Matrix:	AQ - Ground Water	Percent Solids:	n/a
Method:	EPA 524.2 REV 4.1		
Project:	Kop-Flex, Hanover, VA		

Run #	File ID	DF	Analyzed	By	Prep Date	Prep Batch	Analytical Batch
Run #1 ^a	1B125115.D	1	10/26/20 17:23	BK	n/a	n/a	V1B6072
Run #2							

Run #	Purge Volume
Run #1	5.0 ml
Run #2	

VOA List

CAS No.	Compound	Result	RL	MDL	Units	Q
67-64-1	Acetone	ND	5.0	2.5	ug/l	
78-93-3	2-Butanone	ND	5.0	0.43	ug/l	
71-43-2	Benzene	ND	0.50	0.16	ug/l	
108-86-1	Bromobenzene	ND	0.50	0.12	ug/l	
74-97-5	Bromochloromethane	ND	0.50	0.17	ug/l	
75-27-4	Bromodichloromethane	ND	0.50	0.13	ug/l	
75-25-2	Bromoform	ND	0.50	0.27	ug/l	
74-83-9	Bromomethane	ND	0.50	0.18	ug/l	
104-51-8	n-Butylbenzene	ND	0.50	0.068	ug/l	
135-98-8	sec-Butylbenzene	ND	0.50	0.43	ug/l	
98-06-6	tert-Butylbenzene	ND	0.50	0.057	ug/l	
75-15-0	Carbon disulfide	ND	0.50	0.18	ug/l	
108-90-7	Chlorobenzene	ND	0.50	0.093	ug/l	
75-00-3	Chloroethane	ND	0.50	0.080	ug/l	
67-66-3	Chloroform	ND	0.50	0.17	ug/l	
74-87-3	Chloromethane	ND	0.50	0.13	ug/l	
95-49-8	o-Chlorotoluene	ND	0.50	0.098	ug/l	
106-43-4	p-Chlorotoluene	ND	0.50	0.075	ug/l	
56-23-5	Carbon tetrachloride	ND	0.50	0.24	ug/l	
75-34-3	1,1-Dichloroethane	ND	0.50	0.22	ug/l	
75-35-4	1,1-Dichloroethylene	ND	0.50	0.19	ug/l	
563-58-6	1,1-Dichloropropene	ND	0.50	0.14	ug/l	
96-12-8	1,2-Dibromo-3-chloropropane	ND	1.0	0.14	ug/l	
106-93-4	1,2-Dibromoethane	ND	0.50	0.15	ug/l	
107-06-2	1,2-Dichloroethane	ND	0.50	0.18	ug/l	
78-87-5	1,2-Dichloropropane	ND	0.50	0.19	ug/l	
142-28-9	1,3-Dichloropropane	ND	0.50	0.17	ug/l	
594-20-7	2,2-Dichloropropane	ND	0.50	0.31	ug/l	
124-48-1	Dibromochloromethane	ND	0.50	0.14	ug/l	
74-95-3	Dibromomethane	ND	0.50	0.23	ug/l	
75-71-8	Dichlorodifluoromethane	ND	0.50	0.40	ug/l	
541-73-1	m-Dichlorobenzene	ND	0.50	0.14	ug/l	

ND = Not detected

MDL = Method Detection Limit

J = Indicates an estimated value

RL = Reporting Limit

B = Indicates analyte found in associated method blank

E = Indicates value exceeds calibration range

N = Indicates presumptive evidence of a compound

Report of Analysis

Client Sample ID: RW-7932AND-102120-F
Lab Sample ID: JD15080-2 Date Sampled: 10/21/20
Matrix: AQ - Ground Water Date Received: 10/22/20
Method: EPA 524.2 REV 4.1 Percent Solids: n/a
Project: Kop-Flex, Hanover, VA

VOA List

CAS No.	Compound	Result	RL	MDL	Units	Q
95-50-1	o-Dichlorobenzene	ND	0.50	0.14	ug/l	
106-46-7	p-Dichlorobenzene	ND	0.50	0.10	ug/l	
156-60-5	trans-1,2-Dichloroethylene	ND	0.50	0.21	ug/l	
156-59-2	cis-1,2-Dichloroethylene	ND	0.50	0.14	ug/l	
10061-02-6	trans-1,3-Dichloropropene	ND	0.50	0.18	ug/l	
10061-01-5	cis-1,3-Dichloropropene	ND	0.50	0.16	ug/l	
100-41-4	Ethylbenzene	ND	0.50	0.076	ug/l	
87-68-3	Hexachlorobutadiene	ND	0.50	0.13	ug/l	
591-78-6	2-Hexanone	ND	2.0	0.24	ug/l	
98-82-8	Isopropylbenzene	ND	0.50	0.054	ug/l	
99-87-6	p-Isopropyltoluene	ND	0.50	0.43	ug/l	
75-09-2	Methylene chloride	ND	0.50	0.37	ug/l	
1634-04-4	Methyl Tert Butyl Ether	ND	0.50	0.11	ug/l	
108-10-1	4-Methyl-2-pentanone	ND	2.0	0.22	ug/l	
91-20-3	Naphthalene	ND	0.50	0.28	ug/l	
103-65-1	n-Propylbenzene	ND	0.50	0.066	ug/l	
100-42-5	Styrene	ND	0.50	0.069	ug/l	
630-20-6	1,1,1,2-Tetrachloroethane	ND	0.50	0.20	ug/l	
71-55-6	1,1,1-Trichloroethane	ND	0.50	0.22	ug/l	
79-34-5	1,1,2,2-Tetrachloroethane	ND	0.50	0.13	ug/l	
79-00-5	1,1,2-Trichloroethane	ND	0.50	0.19	ug/l	
87-61-6	1,2,3-Trichlorobenzene	ND	0.50	0.091	ug/l	
96-18-4	1,2,3-Trichloropropane	ND	0.50	0.13	ug/l	
120-82-1	1,2,4-Trichlorobenzene	ND	0.50	0.055	ug/l	
95-63-6	1,2,4-Trimethylbenzene	ND	0.50	0.40	ug/l	
108-67-8	1,3,5-Trimethylbenzene	ND	0.50	0.057	ug/l	
127-18-4	Tetrachloroethylene	ND	0.50	0.23	ug/l	
108-88-3	Toluene	ND	0.50	0.11	ug/l	
79-01-6	Trichloroethylene	ND	0.50	0.20	ug/l	
75-69-4	Trichlorofluoromethane	ND	1.0	0.19	ug/l	
75-01-4	Vinyl chloride	ND	0.50	0.15	ug/l	
	m,p-Xylene	ND	0.50	0.14	ug/l	
95-47-6	o-Xylene	ND	0.50	0.076	ug/l	
1330-20-7	Xylenes (total)	ND	0.50	0.076	ug/l	

CAS No.	Surrogate Recoveries	Run# 1	Run# 2	Limits
2199-69-1	1,2-Dichlorobenzene-d4	96%		70-130%
460-00-4	4-Bromofluorobenzene	95%		70-130%

ND = Not detected MDL = Method Detection Limit J = Indicates an estimated value
RL = Reporting Limit B = Indicates analyte found in associated method blank
E = Indicates value exceeds calibration range N = Indicates presumptive evidence of a compound

32
3

Report of Analysis

Client Sample ID: RW-7932AND-102120-F	
Lab Sample ID: JD15080-2	Date Sampled: 10/21/20
Matrix: AQ - Ground Water	Date Received: 10/22/20
Method: EPA 524.2 REV 4.1	Percent Solids: n/a
Project: Kop-Flex, Hanover, VA	

VOA List

CAS No.	Compound	Result	RL	MDL	Units	Q
---------	----------	--------	----	-----	-------	---

(a) EPA 524.2 is not a certified method for non-potable water samples.

ND = Not detected MDL = Method Detection Limit
 RL = Reporting Limit

J = Indicates an estimated value
 B = Indicates analyte found in associated method blank
 N = Indicates presumptive evidence of a compound

Report of Analysis

32
3

Client Sample ID: RW-7932AND-102120-F Lab Sample ID: JD15080-2 Matrix: AQ - Ground Water Method: SW846 8270D BY SIM SW846 3510C Project: Kop-Flex, Hanover, VA	Date Sampled: 10/21/20 Date Received: 10/22/20 Percent Solids: n/a
---	---

Run #	File ID	DF	Analyzed	By	Prep Date	Prep Batch	Analytical Batch
Run #1	4P40253.D	1	10/24/20 09:03	CS	10/23/20 17:00	OP30229A	E4P2136
Run #2							

Run #	Initial Volume	Final Volume
Run #1	1050 ml	1.0 ml
Run #2		

CAS No.	Compound	Result	RL	MDL	Units	Q
123-91-1	1,4-Dioxane	ND	0.095	0.048	ug/l	
CAS No.	Surrogate Recoveries	Run# 1	Run# 2	Limits		
4165-60-0	Nitrobenzene-d5	87%		29-124%		
321-60-8	2-Fluorobiphenyl	79%		23-122%		
1718-51-0	Terphenyl-d14	78%		22-130%		

ND = Not detected RL = Reporting Limit E = Indicates value exceeds calibration range	MDL = Method Detection Limit J = Indicates an estimated value B = Indicates analyte found in associated method blank N = Indicates presumptive evidence of a compound
--	--

Report of Analysis

Client Sample ID:	TB-102120	Date Sampled:	10/21/20
Lab Sample ID:	JD15080-3	Date Received:	10/22/20
Matrix:	AQ - Trip Blank Water	Percent Solids:	n/a
Method:	EPA 524.2 REV 4.1		
Project:	Kop-Flex, Hanover, VA		

Run #	File ID	DF	Analyzed	By	Prep Date	Prep Batch	Analytical Batch
Run #1	1B125134.D	1	10/27/20 11:46	BK	n/a	n/a	V1B6073
Run #2							

Run #	Purge Volume
Run #1	5.0 ml
Run #2	

VOA List

CAS No.	Compound	Result	RL	MDL	Units	Q
67-64-1	Acetone	4.9	5.0	2.5	ug/l	J
78-93-3	2-Butanone	ND	5.0	0.43	ug/l	
71-43-2	Benzene	ND	0.50	0.16	ug/l	
108-86-1	Bromobenzene	ND	0.50	0.12	ug/l	
74-97-5	Bromochloromethane	ND	0.50	0.17	ug/l	
75-27-4	Bromodichloromethane	ND	0.50	0.13	ug/l	
75-25-2	Bromoform	ND	0.50	0.27	ug/l	
74-83-9	Bromomethane	ND	0.50	0.18	ug/l	
104-51-8	n-Butylbenzene	ND	0.50	0.068	ug/l	
135-98-8	sec-Butylbenzene	ND	0.50	0.43	ug/l	
98-06-6	tert-Butylbenzene	ND	0.50	0.057	ug/l	
75-15-0	Carbon disulfide	ND	0.50	0.18	ug/l	
108-90-7	Chlorobenzene	ND	0.50	0.093	ug/l	
75-00-3	Chloroethane	ND	0.50	0.080	ug/l	
67-66-3	Chloroform	ND	0.50	0.17	ug/l	
74-87-3	Chloromethane	ND	0.50	0.13	ug/l	
95-49-8	o-Chlorotoluene	ND	0.50	0.098	ug/l	
106-43-4	p-Chlorotoluene	ND	0.50	0.075	ug/l	
56-23-5	Carbon tetrachloride	ND	0.50	0.24	ug/l	
75-34-3	1,1-Dichloroethane	ND	0.50	0.22	ug/l	
75-35-4	1,1-Dichloroethylene	ND	0.50	0.19	ug/l	
563-58-6	1,1-Dichloropropene	ND	0.50	0.14	ug/l	
96-12-8	1,2-Dibromo-3-chloropropane	ND	1.0	0.14	ug/l	
106-93-4	1,2-Dibromoethane	ND	0.50	0.15	ug/l	
107-06-2	1,2-Dichloroethane	ND	0.50	0.18	ug/l	
78-87-5	1,2-Dichloropropane	ND	0.50	0.19	ug/l	
142-28-9	1,3-Dichloropropane	ND	0.50	0.17	ug/l	
594-20-7	2,2-Dichloropropane	ND	0.50	0.31	ug/l	
124-48-1	Dibromochloromethane	ND	0.50	0.14	ug/l	
74-95-3	Dibromomethane	ND	0.50	0.23	ug/l	
75-71-8	Dichlorodifluoromethane	ND	0.50	0.40	ug/l	
541-73-1	m-Dichlorobenzene	ND	0.50	0.14	ug/l	

ND = Not detected

MDL = Method Detection Limit

J = Indicates an estimated value

RL = Reporting Limit

B = Indicates analyte found in associated method blank

E = Indicates value exceeds calibration range

N = Indicates presumptive evidence of a compound

Report of Analysis

Client Sample ID: TB-102120		Date Sampled: 10/21/20
Lab Sample ID: JD15080-3		Date Received: 10/22/20
Matrix: AQ - Trip Blank Water		Percent Solids: n/a
Method: EPA 524.2 REV 4.1		
Project: Kop-Flex, Hanover, VA		

VOA List

CAS No.	Compound	Result	RL	MDL	Units	Q
95-50-1	o-Dichlorobenzene	ND	0.50	0.14	ug/l	
106-46-7	p-Dichlorobenzene	ND	0.50	0.10	ug/l	
156-60-5	trans-1,2-Dichloroethylene	ND	0.50	0.21	ug/l	
156-59-2	cis-1,2-Dichloroethylene	ND	0.50	0.14	ug/l	
10061-02-6	trans-1,3-Dichloropropene	ND	0.50	0.18	ug/l	
10061-01-5	cis-1,3-Dichloropropene	ND	0.50	0.16	ug/l	
100-41-4	Ethylbenzene	ND	0.50	0.076	ug/l	
87-68-3	Hexachlorobutadiene	ND	0.50	0.13	ug/l	
591-78-6	2-Hexanone	ND	2.0	0.24	ug/l	
98-82-8	Isopropylbenzene	ND	0.50	0.054	ug/l	
99-87-6	p-Isopropyltoluene	ND	0.50	0.43	ug/l	
75-09-2	Methylene chloride	ND	0.50	0.37	ug/l	
1634-04-4	Methyl Tert Butyl Ether	ND	0.50	0.11	ug/l	
108-10-1	4-Methyl-2-pentanone	ND	2.0	0.22	ug/l	
91-20-3	Naphthalene	ND	0.50	0.28	ug/l	
103-65-1	n-Propylbenzene	ND	0.50	0.066	ug/l	
100-42-5	Styrene	ND	0.50	0.069	ug/l	
630-20-6	1,1,1,2-Tetrachloroethane	ND	0.50	0.20	ug/l	
71-55-6	1,1,1-Trichloroethane	ND	0.50	0.22	ug/l	
79-34-5	1,1,2,2-Tetrachloroethane	ND	0.50	0.13	ug/l	
79-00-5	1,1,2-Trichloroethane	ND	0.50	0.19	ug/l	
87-61-6	1,2,3-Trichlorobenzene	ND	0.50	0.091	ug/l	
96-18-4	1,2,3-Trichloropropane	ND	0.50	0.13	ug/l	
120-82-1	1,2,4-Trichlorobenzene	ND	0.50	0.055	ug/l	
95-63-6	1,2,4-Trimethylbenzene	ND	0.50	0.40	ug/l	
108-67-8	1,3,5-Trimethylbenzene	ND	0.50	0.057	ug/l	
127-18-4	Tetrachloroethylene	ND	0.50	0.23	ug/l	
108-88-3	Toluene	0.18	0.50	0.11	ug/l	J
79-01-6	Trichloroethylene	ND	0.50	0.20	ug/l	
75-69-4	Trichlorofluoromethane	ND	1.0	0.19	ug/l	
75-01-4	Vinyl chloride	ND	0.50	0.15	ug/l	
	m,p-Xylene	ND	0.50	0.14	ug/l	
95-47-6	o-Xylene	ND	0.50	0.076	ug/l	
1330-20-7	Xylenes (total)	ND	0.50	0.076	ug/l	

CAS No.	Surrogate Recoveries	Run# 1	Run# 2	Limits
2199-69-1	1,2-Dichlorobenzene-d4	97%		70-130%
460-00-4	4-Bromofluorobenzene	95%		70-130%

ND = Not detected MDL = Method Detection Limit J = Indicates an estimated value
 RL = Reporting Limit B = Indicates analyte found in associated method blank
 E = Indicates value exceeds calibration range N = Indicates presumptive evidence of a compound

Misc. Forms

Custody Documents and Other Forms

Includes the following where applicable:

- Chain of Custody

GW 1/17

CHAIN-OF-CUSTODY RECORD

3980 7981 6653

WSP JD15080 Page 1 of 1

WSP USA Office Address 13530 Dulles Technology Dr #300 Herndon, VA 20171				Requested Analyses & Preservatives								No. 009980		WSP	
Project Name Kop-Flex		WSP USA Contact Name Eric Johnson		1,4-dioxane (EPA 8210E) VOCs (EPA 524.2)								Laboratory Name & Location SGS Accutest			
Project Location Hanover, Md		WSP USA Contact E-mail eric.johnson@wsp.com										Laboratory Project Manager Tammy McCloskey			
Project Number & Task 31401545.011/05		WSP USA Contact Phone 703-709-0500										Requested Turn-Around-Time <input type="checkbox"/> Standard <input type="checkbox"/> 24 HR <input type="checkbox"/> 48 HR <input checked="" type="checkbox"/> 72 HR <input type="checkbox"/> ___ HR			
Sampler(s) Name(s) Lauren Johnson		Sampler(s) Signature(s) <i>Lauren Johnson</i>										Sample Comments			
Sample Identification		Matrix	Collection Start*		Collection Stop*		Number of Containers								
			Date Time		Date Time										
1 RW-7932AND-102120		GW	10/21/20 12:40		10/21/20 12:40		5	72 HR TAT FOR ALL							
2 RW-7932AND-102120-F		GW	10/21/20 13:05		10/21/20 13:05		5	SAMPLES							
3 TB-102120		AQ	10/21/20 10:25		10/21/20 10:25		3								
Relinquished By (Signature) <i>Lauren Johnson</i>		Date	Time	Received By (Signature) <i>FedEx</i>		Date	Time	Shipment Method		Tracking Number(s)					
		10/21/20	14:55	3980 7981 6653		10/21/20									
Relinquished By (Signature) <i>Fed Ex</i>		Date	Time	Received By (Signature)		Date	Time	Number of Packages		Custody Seal Number(s)					
		10/21/20	10:20												

1
2
3

642
6371
7211
724
on ice
3.48
JP

No bottle order

SGS Sample Receipt Summary

Job Number: JD15080

Client: _____

Project: _____

Date / Time Received: 10/22/2020 10:20:00 AM

Delivery Method: _____

Airbill #'s: _____

Cooler Temps (Raw Measured) °C: Cooler 1: (3.4);

Cooler Temps (Corrected) °C: Cooler 1: (2.9);

Cooler Security

- | | |
|--|--|
| <p>1. Custody Seals Present: <input checked="" type="checkbox"/> <input type="checkbox"/></p> <p>2. Custody Seals Intact: <input checked="" type="checkbox"/> <input type="checkbox"/></p> | <p>3. COC Present: <input checked="" type="checkbox"/> <input type="checkbox"/></p> <p>4. Smpl Dates/Time OK: <input checked="" type="checkbox"/> <input type="checkbox"/></p> |
|--|--|

Cooler Temperature

- | | |
|---|--|
| <p>1. Temp criteria achieved: <input checked="" type="checkbox"/> <input type="checkbox"/></p> <p>2. Cooler temp verification: <u>IR Gun</u></p> <p>3. Cooler media: <u>Ice (Bag)</u></p> <p>4. No. Coolers: <u>1</u></p> | <p style="text-align: center;">Y or N</p> |
|---|--|

Quality Control Preservation

- | | | | | |
|---------------------------------|-------------------------------------|-----------|-------------------------------------|--------------------------|
| | Y | or | N | N/A |
| 1. Trip Blank present / cooler: | <input type="checkbox"/> | | <input checked="" type="checkbox"/> | <input type="checkbox"/> |
| 2. Trip Blank listed on COC: | <input type="checkbox"/> | | <input checked="" type="checkbox"/> | <input type="checkbox"/> |
| 3. Samples preserved properly: | <input checked="" type="checkbox"/> | | <input type="checkbox"/> | <input type="checkbox"/> |
| 4. VOCs headspace free: | <input checked="" type="checkbox"/> | | <input type="checkbox"/> | <input type="checkbox"/> |

Sample Integrity - Documentation

- | | | | |
|--|-------------------------------------|-----------|--------------------------|
| | Y | or | N |
| 1. Sample labels present on bottles: | <input checked="" type="checkbox"/> | | <input type="checkbox"/> |
| 2. Container labeling complete: | <input checked="" type="checkbox"/> | | <input type="checkbox"/> |
| 3. Sample container label / COC agree: | <input checked="" type="checkbox"/> | | <input type="checkbox"/> |

Sample Integrity - Condition

- | | | | |
|----------------------------------|-------------------------------------|-----------|--------------------------|
| | Y | or | N |
| 1. Sample recvd within HT: | <input checked="" type="checkbox"/> | | <input type="checkbox"/> |
| 2. All containers accounted for: | <input checked="" type="checkbox"/> | | <input type="checkbox"/> |
| 3. Condition of sample: | <u>Intact</u> | | |

Sample Integrity - Instructions

- | | | | | |
|--|-------------------------------------|-----------|-------------------------------------|-------------------------------------|
| | Y | or | N | N/A |
| 1. Analysis requested is clear: | <input checked="" type="checkbox"/> | | <input type="checkbox"/> | |
| 2. Bottles received for unspecified tests: | <input type="checkbox"/> | | <input checked="" type="checkbox"/> | |
| 3. Sufficient volume recvd for analysis: | <input checked="" type="checkbox"/> | | <input type="checkbox"/> | |
| 4. Compositing instructions clear: | <input type="checkbox"/> | | <input type="checkbox"/> | <input checked="" type="checkbox"/> |
| 5. Filtering instructions clear: | <input type="checkbox"/> | | <input type="checkbox"/> | <input checked="" type="checkbox"/> |

Test Strip Lot #s: pH 1-12: 229517 pH 12+: 208717 Other: (Specify) _____

Comments

SM089-03
Rev. Date 12/7/17

JD15080: Chain of Custody

Page 2 of 2

4.1
4

MS Volatiles

QC Data Summaries

Includes the following where applicable:

- Method Blank Summaries
- Blank Spike Summaries
- Matrix Spike and Duplicate Summaries
- Instrument Performance Checks (BFB)
- Surrogate Recovery Summaries

Method Blank Summary

Job Number: JD15080
 Account: ESCVAR WSP Environment & Energy
 Project: Kop-Flex, Hanover, VA

Sample	File ID	DF	Analyzed	By	Prep Date	Prep Batch	Analytical Batch
V1B6072-MB	1B125104.D	1	10/26/20	BK	n/a	n/a	V1B6072

The QC reported here applies to the following samples:

Method: EPA 524.2 REV 4.1

JD15080-1, JD15080-2

CAS No.	Compound	Result	RL	MDL	Units	Q
67-64-1	Acetone	ND	5.0	2.5	ug/l	
78-93-3	2-Butanone	ND	5.0	0.43	ug/l	
71-43-2	Benzene	ND	0.50	0.16	ug/l	
108-86-1	Bromobenzene	ND	0.50	0.12	ug/l	
74-97-5	Bromochloromethane	ND	0.50	0.17	ug/l	
75-27-4	Bromodichloromethane	ND	0.50	0.13	ug/l	
75-25-2	Bromoform	ND	0.50	0.27	ug/l	
74-83-9	Bromomethane	ND	0.50	0.18	ug/l	
104-51-8	n-Butylbenzene	ND	0.50	0.068	ug/l	
135-98-8	sec-Butylbenzene	ND	0.50	0.43	ug/l	
98-06-6	tert-Butylbenzene	ND	0.50	0.057	ug/l	
75-15-0	Carbon disulfide	ND	0.50	0.18	ug/l	
108-90-7	Chlorobenzene	ND	0.50	0.093	ug/l	
75-00-3	Chloroethane	ND	0.50	0.080	ug/l	
67-66-3	Chloroform	ND	0.50	0.17	ug/l	
74-87-3	Chloromethane	ND	0.50	0.13	ug/l	
95-49-8	o-Chlorotoluene	ND	0.50	0.098	ug/l	
106-43-4	p-Chlorotoluene	ND	0.50	0.075	ug/l	
56-23-5	Carbon tetrachloride	ND	0.50	0.24	ug/l	
75-34-3	1,1-Dichloroethane	ND	0.50	0.22	ug/l	
75-35-4	1,1-Dichloroethylene	ND	0.50	0.19	ug/l	
563-58-6	1,1-Dichloropropene	ND	0.50	0.14	ug/l	
96-12-8	1,2-Dibromo-3-chloropropane	ND	1.0	0.14	ug/l	
106-93-4	1,2-Dibromoethane	ND	0.50	0.15	ug/l	
107-06-2	1,2-Dichloroethane	ND	0.50	0.18	ug/l	
78-87-5	1,2-Dichloropropane	ND	0.50	0.19	ug/l	
142-28-9	1,3-Dichloropropane	ND	0.50	0.17	ug/l	
594-20-7	2,2-Dichloropropane	ND	0.50	0.31	ug/l	
124-48-1	Dibromochloromethane	ND	0.50	0.14	ug/l	
74-95-3	Dibromomethane	ND	0.50	0.23	ug/l	
75-71-8	Dichlorodifluoromethane	ND	0.50	0.40	ug/l	
541-73-1	m-Dichlorobenzene	ND	0.50	0.14	ug/l	
95-50-1	o-Dichlorobenzene	ND	0.50	0.14	ug/l	
106-46-7	p-Dichlorobenzene	ND	0.50	0.10	ug/l	
156-60-5	trans-1,2-Dichloroethylene	ND	0.50	0.21	ug/l	
156-59-2	cis-1,2-Dichloroethylene	ND	0.50	0.14	ug/l	

5.1.1
5

Method Blank Summary

Job Number: JD15080
 Account: ESCVAR WSP Environment & Energy
 Project: Kop-Flex, Hanover, VA

Sample	File ID	DF	Analyzed	By	Prep Date	Prep Batch	Analytical Batch
V1B6072-MB	1B125104.D	1	10/26/20	BK	n/a	n/a	V1B6072

The QC reported here applies to the following samples:

Method: EPA 524.2 REV 4.1

JD15080-1, JD15080-2

CAS No.	Compound	Result	RL	MDL	Units	Q
10061-01-5	cis-1,3-Dichloropropene	ND	0.50	0.16	ug/l	
10061-02-6	trans-1,3-Dichloropropene	ND	0.50	0.18	ug/l	
100-41-4	Ethylbenzene	ND	0.50	0.076	ug/l	
87-68-3	Hexachlorobutadiene	ND	0.50	0.13	ug/l	
591-78-6	2-Hexanone	ND	2.0	0.24	ug/l	
98-82-8	Isopropylbenzene	ND	0.50	0.054	ug/l	
99-87-6	p-Isopropyltoluene	ND	0.50	0.43	ug/l	
75-09-2	Methylene chloride	ND	0.50	0.37	ug/l	
1634-04-4	Methyl Tert Butyl Ether	ND	0.50	0.11	ug/l	
108-10-1	4-Methyl-2-pentanone	ND	2.0	0.22	ug/l	
91-20-3	Naphthalene	ND	0.50	0.28	ug/l	
103-65-1	n-Propylbenzene	ND	0.50	0.066	ug/l	
100-42-5	Styrene	ND	0.50	0.069	ug/l	
630-20-6	1,1,1,2-Tetrachloroethane	ND	0.50	0.20	ug/l	
71-55-6	1,1,1-Trichloroethane	ND	0.50	0.22	ug/l	
79-34-5	1,1,2,2-Tetrachloroethane	ND	0.50	0.13	ug/l	
79-00-5	1,1,2-Trichloroethane	ND	0.50	0.19	ug/l	
87-61-6	1,2,3-Trichlorobenzene	ND	0.50	0.091	ug/l	
96-18-4	1,2,3-Trichloropropane	ND	0.50	0.13	ug/l	
120-82-1	1,2,4-Trichlorobenzene	ND	0.50	0.055	ug/l	
95-63-6	1,2,4-Trimethylbenzene	ND	0.50	0.40	ug/l	
108-67-8	1,3,5-Trimethylbenzene	ND	0.50	0.057	ug/l	
127-18-4	Tetrachloroethylene	ND	0.50	0.23	ug/l	
108-88-3	Toluene	ND	0.50	0.11	ug/l	
79-01-6	Trichloroethylene	ND	0.50	0.20	ug/l	
75-69-4	Trichlorofluoromethane	ND	1.0	0.19	ug/l	
75-01-4	Vinyl chloride	ND	0.50	0.15	ug/l	
	m,p-Xylene	ND	0.50	0.14	ug/l	
95-47-6	o-Xylene	ND	0.50	0.076	ug/l	
1330-20-7	Xylenes (total)	ND	0.50	0.076	ug/l	

CAS No.	Surrogate Recoveries	Limits
2199-69-1	1,2-Dichlorobenzene-d4	96% 70-130%
460-00-4	4-Bromofluorobenzene	98% 70-130%

Method Blank Summary

Job Number: JD15080
Account: ESCVAR WSP Environment & Energy
Project: Kop-Flex, Hanover, VA

Sample	File ID	DF	Analyzed	By	Prep Date	Prep Batch	Analytical Batch
V1B6072-MB	1B125104.D	1	10/26/20	BK	n/a	n/a	V1B6072

The QC reported here applies to the following samples:

Method:

JD15080-1, JD15080-2

CAS No.	Tentatively Identified Compounds	R.T.	Est. Conc.	Units	Q
1066-40-6	Silanol, trimethyl-	9.13	.72	ug/l	JN
	Total TIC, Volatile		.72	ug/l	J

5.1.1
5

Method Blank Summary

Job Number: JD15080
 Account: ESCVAR WSP Environment & Energy
 Project: Kop-Flex, Hanover, VA

Sample	File ID	DF	Analyzed	By	Prep Date	Prep Batch	Analytical Batch
V1B6073-MB	1B125132.D	1	10/27/20	BK	n/a	n/a	V1B6073

The QC reported here applies to the following samples:

Method: EPA 524.2 REV 4.1

JD15080-3

CAS No.	Compound	Result	RL	MDL	Units	Q
67-64-1	Acetone	ND	5.0	2.5	ug/l	
78-93-3	2-Butanone	ND	5.0	0.43	ug/l	
71-43-2	Benzene	ND	0.50	0.16	ug/l	
108-86-1	Bromobenzene	ND	0.50	0.12	ug/l	
74-97-5	Bromochloromethane	ND	0.50	0.17	ug/l	
75-27-4	Bromodichloromethane	ND	0.50	0.13	ug/l	
75-25-2	Bromoform	ND	0.50	0.27	ug/l	
74-83-9	Bromomethane	ND	0.50	0.18	ug/l	
104-51-8	n-Butylbenzene	ND	0.50	0.068	ug/l	
135-98-8	sec-Butylbenzene	ND	0.50	0.43	ug/l	
98-06-6	tert-Butylbenzene	ND	0.50	0.057	ug/l	
75-15-0	Carbon disulfide	ND	0.50	0.18	ug/l	
108-90-7	Chlorobenzene	ND	0.50	0.093	ug/l	
75-00-3	Chloroethane	ND	0.50	0.080	ug/l	
67-66-3	Chloroform	ND	0.50	0.17	ug/l	
74-87-3	Chloromethane	ND	0.50	0.13	ug/l	
95-49-8	o-Chlorotoluene	ND	0.50	0.098	ug/l	
106-43-4	p-Chlorotoluene	ND	0.50	0.075	ug/l	
56-23-5	Carbon tetrachloride	ND	0.50	0.24	ug/l	
75-34-3	1,1-Dichloroethane	ND	0.50	0.22	ug/l	
75-35-4	1,1-Dichloroethylene	ND	0.50	0.19	ug/l	
563-58-6	1,1-Dichloropropene	ND	0.50	0.14	ug/l	
96-12-8	1,2-Dibromo-3-chloropropane	ND	1.0	0.14	ug/l	
106-93-4	1,2-Dibromoethane	ND	0.50	0.15	ug/l	
107-06-2	1,2-Dichloroethane	ND	0.50	0.18	ug/l	
78-87-5	1,2-Dichloropropane	ND	0.50	0.19	ug/l	
142-28-9	1,3-Dichloropropane	ND	0.50	0.17	ug/l	
594-20-7	2,2-Dichloropropane	ND	0.50	0.31	ug/l	
124-48-1	Dibromochloromethane	ND	0.50	0.14	ug/l	
74-95-3	Dibromomethane	ND	0.50	0.23	ug/l	
75-71-8	Dichlorodifluoromethane	ND	0.50	0.40	ug/l	
541-73-1	m-Dichlorobenzene	ND	0.50	0.14	ug/l	
95-50-1	o-Dichlorobenzene	ND	0.50	0.14	ug/l	
106-46-7	p-Dichlorobenzene	ND	0.50	0.10	ug/l	
156-60-5	trans-1,2-Dichloroethylene	ND	0.50	0.21	ug/l	
156-59-2	cis-1,2-Dichloroethylene	ND	0.50	0.14	ug/l	

5.1.2
5

Method Blank Summary

Job Number: JD15080
 Account: ESCVAR WSP Environment & Energy
 Project: Kop-Flex, Hanover, VA

Sample	File ID	DF	Analyzed	By	Prep Date	Prep Batch	Analytical Batch
V1B6073-MB	1B125132.D	1	10/27/20	BK	n/a	n/a	V1B6073

The QC reported here applies to the following samples:

Method: EPA 524.2 REV 4.1

JD15080-3

CAS No.	Compound	Result	RL	MDL	Units	Q
10061-01-5	cis-1,3-Dichloropropene	ND	0.50	0.16	ug/l	
10061-02-6	trans-1,3-Dichloropropene	ND	0.50	0.18	ug/l	
100-41-4	Ethylbenzene	ND	0.50	0.076	ug/l	
87-68-3	Hexachlorobutadiene	ND	0.50	0.13	ug/l	
591-78-6	2-Hexanone	ND	2.0	0.24	ug/l	
98-82-8	Isopropylbenzene	ND	0.50	0.054	ug/l	
99-87-6	p-Isopropyltoluene	ND	0.50	0.43	ug/l	
75-09-2	Methylene chloride	ND	0.50	0.37	ug/l	
1634-04-4	Methyl Tert Butyl Ether	ND	0.50	0.11	ug/l	
108-10-1	4-Methyl-2-pentanone	ND	2.0	0.22	ug/l	
91-20-3	Naphthalene	ND	0.50	0.28	ug/l	
103-65-1	n-Propylbenzene	ND	0.50	0.066	ug/l	
100-42-5	Styrene	ND	0.50	0.069	ug/l	
630-20-6	1,1,1,2-Tetrachloroethane	ND	0.50	0.20	ug/l	
71-55-6	1,1,1-Trichloroethane	ND	0.50	0.22	ug/l	
79-34-5	1,1,2,2-Tetrachloroethane	ND	0.50	0.13	ug/l	
79-00-5	1,1,2-Trichloroethane	ND	0.50	0.19	ug/l	
87-61-6	1,2,3-Trichlorobenzene	ND	0.50	0.091	ug/l	
96-18-4	1,2,3-Trichloropropane	ND	0.50	0.13	ug/l	
120-82-1	1,2,4-Trichlorobenzene	ND	0.50	0.055	ug/l	
95-63-6	1,2,4-Trimethylbenzene	ND	0.50	0.40	ug/l	
108-67-8	1,3,5-Trimethylbenzene	ND	0.50	0.057	ug/l	
127-18-4	Tetrachloroethylene	ND	0.50	0.23	ug/l	
108-88-3	Toluene	ND	0.50	0.11	ug/l	
79-01-6	Trichloroethylene	ND	0.50	0.20	ug/l	
75-69-4	Trichlorofluoromethane	ND	1.0	0.19	ug/l	
75-01-4	Vinyl chloride	ND	0.50	0.15	ug/l	
	m,p-Xylene	ND	0.50	0.14	ug/l	
95-47-6	o-Xylene	ND	0.50	0.076	ug/l	
1330-20-7	Xylenes (total)	ND	0.50	0.076	ug/l	

CAS No.	Surrogate Recoveries	Limits	
2199-69-1	1,2-Dichlorobenzene-d4	96%	70-130%
460-00-4	4-Bromofluorobenzene	93%	70-130%

5.1.2
5

Method Blank Summary

Job Number: JD15080
Account: ESCVAR WSP Environment & Energy
Project: Kop-Flex, Hanover, VA

Sample	File ID	DF	Analyzed	By	Prep Date	Prep Batch	Analytical Batch
V1B6073-MB	1B125132.D	1	10/27/20	BK	n/a	n/a	V1B6073

The QC reported here applies to the following samples:

Method:

JD15080-3

CAS No.	Tentatively Identified Compounds	R.T.	Est. Conc.	Units	Q
	unknown	9.13	.71	ug/l	J
	Total TIC, Volatile		.71	ug/l	J

5.1.2
5

Blank Spike Summary

Job Number: JD15080
 Account: ESCVAR WSP Environment & Energy
 Project: Kop-Flex, Hanover, VA

Sample	File ID	DF	Analyzed	By	Prep Date	Prep Batch	Analytical Batch
V1B6072-BS	1B125103.D	1	10/26/20	BK	n/a	n/a	V1B6072

The QC reported here applies to the following samples:

Method: EPA 524.2 REV 4.1

JD15080-1, JD15080-2

CAS No.	Compound	Spike ug/l	BSP ug/l	BSP %	Limits
67-64-1	Acetone	20	23.0	115	70-130
78-93-3	2-Butanone	20	23.4	117	70-130
71-43-2	Benzene	5	5.6	112	70-130
108-86-1	Bromobenzene	5	5.8	116	70-130
74-97-5	Bromochloromethane	5	5.9	118	70-130
75-27-4	Bromodichloromethane	5	5.4	108	70-130
75-25-2	Bromoform	5	5.8	116	70-130
74-83-9	Bromomethane	5	4.8	96	70-130
104-51-8	n-Butylbenzene	5	6.0	120	70-130
135-98-8	sec-Butylbenzene	5	5.8	116	70-130
98-06-6	tert-Butylbenzene	5	5.6	112	70-130
75-15-0	Carbon disulfide	5	5.7	114	70-130
108-90-7	Chlorobenzene	5	5.6	112	70-130
75-00-3	Chloroethane	5	4.5	90	70-130
67-66-3	Chloroform	5	5.7	114	70-130
74-87-3	Chloromethane	5	4.4	88	70-130
95-49-8	o-Chlorotoluene	5	5.8	116	70-130
106-43-4	p-Chlorotoluene	5	5.7	114	70-130
56-23-5	Carbon tetrachloride	5	5.9	118	70-130
75-34-3	1,1-Dichloroethane	5	5.6	112	70-130
75-35-4	1,1-Dichloroethylene	5	5.6	112	70-130
563-58-6	1,1-Dichloropropene	5	5.7	114	70-130
96-12-8	1,2-Dibromo-3-chloropropane	5	5.6	112	70-130
106-93-4	1,2-Dibromoethane	5	5.7	114	70-130
107-06-2	1,2-Dichloroethane	5	5.6	112	70-130
78-87-5	1,2-Dichloropropane	5	5.5	110	70-130
142-28-9	1,3-Dichloropropane	5	5.6	112	70-130
594-20-7	2,2-Dichloropropane	5	6.0	120	70-130
124-48-1	Dibromochloromethane	5	5.5	110	70-130
74-95-3	Dibromomethane	5	5.5	110	70-130
75-71-8	Dichlorodifluoromethane	5	5.5	110	70-130
541-73-1	m-Dichlorobenzene	5	5.6	112	70-130
95-50-1	o-Dichlorobenzene	5	5.7	114	70-130
106-46-7	p-Dichlorobenzene	5	5.7	114	70-130
156-60-5	trans-1,2-Dichloroethylene	5	5.5	110	70-130
156-59-2	cis-1,2-Dichloroethylene	5	5.7	114	70-130

* = Outside of Control Limits.

5.2.1
5

Blank Spike Summary

Job Number: JD15080
 Account: ESCVAR WSP Environment & Energy
 Project: Kop-Flex, Hanover, VA

Sample	File ID	DF	Analyzed	By	Prep Date	Prep Batch	Analytical Batch
V1B6072-BS	1B125103.D	1	10/26/20	BK	n/a	n/a	V1B6072

The QC reported here applies to the following samples:

Method: EPA 524.2 REV 4.1

JD15080-1, JD15080-2

CAS No.	Compound	Spike ug/l	BSP ug/l	BSP %	Limits
10061-01-5	cis-1,3-Dichloropropene	5	5.6	112	70-130
10061-02-6	trans-1,3-Dichloropropene	5	5.8	116	70-130
100-41-4	Ethylbenzene	5	5.7	114	70-130
87-68-3	Hexachlorobutadiene	5	5.8	116	70-130
591-78-6	2-Hexanone	20	25.1	126	70-130
98-82-8	Isopropylbenzene	5	5.8	116	70-130
99-87-6	p-Isopropyltoluene	5	5.9	118	70-130
75-09-2	Methylene chloride	5	5.3	106	70-130
1634-04-4	Methyl Tert Butyl Ether	5	5.5	110	70-130
108-10-1	4-Methyl-2-pentanone	20	23.9	120	70-130
91-20-3	Naphthalene	5	5.9	118	70-130
103-65-1	n-Propylbenzene	5	5.7	114	70-130
100-42-5	Styrene	5	5.9	118	70-130
630-20-6	1,1,1,2-Tetrachloroethane	5	5.5	110	70-130
71-55-6	1,1,1-Trichloroethane	5	5.7	114	70-130
79-34-5	1,1,2,2-Tetrachloroethane	5	5.6	112	70-130
79-00-5	1,1,2-Trichloroethane	5	5.6	112	70-130
87-61-6	1,2,3-Trichlorobenzene	5	5.8	116	70-130
96-18-4	1,2,3-Trichloropropane	5	5.8	116	70-130
120-82-1	1,2,4-Trichlorobenzene	5	5.8	116	70-130
95-63-6	1,2,4-Trimethylbenzene	5	5.8	116	70-130
108-67-8	1,3,5-Trimethylbenzene	5	5.8	116	70-130
127-18-4	Tetrachloroethylene	5	5.8	116	70-130
108-88-3	Toluene	5	5.7	114	70-130
79-01-6	Trichloroethylene	5	5.6	112	70-130
75-69-4	Trichlorofluoromethane	5	5.3	106	70-130
75-01-4	Vinyl chloride	5	4.8	96	70-130
	m,p-Xylene	10	11.5	115	70-130
95-47-6	o-Xylene	5	5.8	116	70-130
1330-20-7	Xylenes (total)	15	17.2	115	70-130

CAS No.	Surrogate Recoveries	BSP	Limits
2199-69-1	1,2-Dichlorobenzene-d4	103%	70-130%
460-00-4	4-Bromofluorobenzene	103%	70-130%

* = Outside of Control Limits.

Blank Spike Summary

Job Number: JD15080
 Account: ESCVAR WSP Environment & Energy
 Project: Kop-Flex, Hanover, VA

Sample	File ID	DF	Analyzed	By	Prep Date	Prep Batch	Analytical Batch
V1B6073-BS	1B125131.D	1	10/27/20	BK	n/a	n/a	V1B6073

The QC reported here applies to the following samples:

Method: EPA 524.2 REV 4.1

JD15080-3

CAS No.	Compound	Spike ug/l	BSP ug/l	BSP %	Limits
67-64-1	Acetone	20	19.1	96	70-130
78-93-3	2-Butanone	20	19.2	96	70-130
71-43-2	Benzene	5	4.9	98	70-130
108-86-1	Bromobenzene	5	4.7	94	70-130
74-97-5	Bromochloromethane	5	4.9	98	70-130
75-27-4	Bromodichloromethane	5	4.7	94	70-130
75-25-2	Bromoform	5	4.5	90	70-130
74-83-9	Bromomethane	5	4.7	94	70-130
104-51-8	n-Butylbenzene	5	4.7	94	70-130
135-98-8	sec-Butylbenzene	5	4.7	94	70-130
98-06-6	tert-Butylbenzene	5	4.5	90	70-130
75-15-0	Carbon disulfide	5	4.8	96	70-130
108-90-7	Chlorobenzene	5	4.7	94	70-130
75-00-3	Chloroethane	5	4.4	88	70-130
67-66-3	Chloroform	5	4.8	96	70-130
74-87-3	Chloromethane	5	4.3	86	70-130
95-49-8	o-Chlorotoluene	5	4.7	94	70-130
106-43-4	p-Chlorotoluene	5	4.6	92	70-130
56-23-5	Carbon tetrachloride	5	5.0	100	70-130
75-34-3	1,1-Dichloroethane	5	4.8	96	70-130
75-35-4	1,1-Dichloroethylene	5	4.7	94	70-130
563-58-6	1,1-Dichloropropene	5	4.8	96	70-130
96-12-8	1,2-Dibromo-3-chloropropane	5	4.7	94	70-130
106-93-4	1,2-Dibromoethane	5	4.8	96	70-130
107-06-2	1,2-Dichloroethane	5	4.8	96	70-130
78-87-5	1,2-Dichloropropane	5	4.7	94	70-130
142-28-9	1,3-Dichloropropane	5	4.7	94	70-130
594-20-7	2,2-Dichloropropane	5	5.1	102	70-130
124-48-1	Dibromochloromethane	5	4.6	92	70-130
74-95-3	Dibromomethane	5	4.8	96	70-130
75-71-8	Dichlorodifluoromethane	5	5.3	106	70-130
541-73-1	m-Dichlorobenzene	5	4.7	94	70-130
95-50-1	o-Dichlorobenzene	5	4.6	92	70-130
106-46-7	p-Dichlorobenzene	5	4.7	94	70-130
156-60-5	trans-1,2-Dichloroethylene	5	4.7	94	70-130
156-59-2	cis-1,2-Dichloroethylene	5	4.9	98	70-130

* = Outside of Control Limits.

5.2.2
5

Blank Spike Summary

Job Number: JD15080
 Account: ESCVAR WSP Environment & Energy
 Project: Kop-Flex, Hanover, VA

Sample	File ID	DF	Analyzed	By	Prep Date	Prep Batch	Analytical Batch
V1B6073-BS	1B125131.D	1	10/27/20	BK	n/a	n/a	V1B6073

The QC reported here applies to the following samples:

Method: EPA 524.2 REV 4.1

JD15080-3

CAS No.	Compound	Spike ug/l	BSP ug/l	BSP %	Limits
10061-01-5	cis-1,3-Dichloropropene	5	4.6	92	70-130
10061-02-6	trans-1,3-Dichloropropene	5	4.8	96	70-130
100-41-4	Ethylbenzene	5	4.6	92	70-130
87-68-3	Hexachlorobutadiene	5	4.6	92	70-130
591-78-6	2-Hexanone	20	20.4	102	70-130
98-82-8	Isopropylbenzene	5	4.7	94	70-130
99-87-6	p-Isopropyltoluene	5	4.6	92	70-130
75-09-2	Methylene chloride	5	4.5	90	70-130
1634-04-4	Methyl Tert Butyl Ether	5	4.5	90	70-130
108-10-1	4-Methyl-2-pentanone	20	19.4	97	70-130
91-20-3	Naphthalene	5	4.7	94	70-130
103-65-1	n-Propylbenzene	5	4.6	92	70-130
100-42-5	Styrene	5	4.8	96	70-130
630-20-6	1,1,1,2-Tetrachloroethane	5	4.6	92	70-130
71-55-6	1,1,1-Trichloroethane	5	4.8	96	70-130
79-34-5	1,1,2,2-Tetrachloroethane	5	4.7	94	70-130
79-00-5	1,1,2-Trichloroethane	5	4.7	94	70-130
87-61-6	1,2,3-Trichlorobenzene	5	4.5	90	70-130
96-18-4	1,2,3-Trichloropropane	5	4.6	92	70-130
120-82-1	1,2,4-Trichlorobenzene	5	4.5	90	70-130
95-63-6	1,2,4-Trimethylbenzene	5	4.7	94	70-130
108-67-8	1,3,5-Trimethylbenzene	5	4.7	94	70-130
127-18-4	Tetrachloroethylene	5	4.9	98	70-130
108-88-3	Toluene	5	4.7	94	70-130
79-01-6	Trichloroethylene	5	4.8	96	70-130
75-69-4	Trichlorofluoromethane	5	5.1	102	70-130
75-01-4	Vinyl chloride	5	4.6	92	70-130
	m,p-Xylene	10	9.3	93	70-130
95-47-6	o-Xylene	5	4.7	94	70-130
1330-20-7	Xylenes (total)	15	14.0	93	70-130

CAS No.	Surrogate Recoveries	BSP	Limits
2199-69-1	1,2-Dichlorobenzene-d4	103%	70-130%
460-00-4	4-Bromofluorobenzene	103%	70-130%

* = Outside of Control Limits.

5.2.2
5

Matrix Spike Summary

Job Number: JD15080
 Account: ESCVAR WSP Environment & Energy
 Project: Kop-Flex, Hanover, VA

Sample	File ID	DF	Analyzed	By	Prep Date	Prep Batch	Analytical Batch
JD15080-1MS	1B125116.D	1	10/26/20	BK	n/a	n/a	V1B6072
JD15080-1 ^a	1B125113.D	1	10/26/20	BK	n/a	n/a	V1B6072

The QC reported here applies to the following samples:

Method: EPA 524.2 REV 4.1

JD15080-1, JD15080-2

CAS No.	Compound	JD15080-1 ug/l	Spike Q	MS ug/l	MS %	Limits
67-64-1	Acetone	ND	20	20.1	101	41-142
78-93-3	2-Butanone	ND	20	21.2	106	55-129
71-43-2	Benzene	ND	5	5.2	104	53-138
108-86-1	Bromobenzene	ND	5	5.3	106	54-138
74-97-5	Bromochloromethane	ND	5	5.3	106	55-140
75-27-4	Bromodichloromethane	ND	5	5.1	102	57-147
75-25-2	Bromoform	ND	5	5.3	106	47-137
74-83-9	Bromomethane	ND	5	6.1	122	40-162
104-51-8	n-Butylbenzene	ND	5	5.5	110	45-144
135-98-8	sec-Butylbenzene	ND	5	5.5	110	46-145
98-06-6	tert-Butylbenzene	ND	5	5.3	106	48-141
75-15-0	Carbon disulfide	ND	5	5.4	108	35-127
108-90-7	Chlorobenzene	ND	5	5.2	104	54-135
75-00-3	Chloroethane	ND	5	6.3	126	38-153
67-66-3	Chloroform	ND	5	5.2	104	57-151
74-87-3	Chloromethane	ND	5	5.7	114	39-165
95-49-8	o-Chlorotoluene	ND	5	5.3	106	55-142
106-43-4	p-Chlorotoluene	ND	5	5.3	106	55-139
56-23-5	Carbon tetrachloride	ND	5	5.6	112	49-170
75-34-3	1,1-Dichloroethane	ND	5	5.2	104	55-149
75-35-4	1,1-Dichloroethylene	ND	5	5.5	110	42-142
563-58-6	1,1-Dichloropropene	ND	5	5.3	106	46-151
96-12-8	1,2-Dibromo-3-chloropropane	ND	5	5.1	102	48-141
106-93-4	1,2-Dibromoethane	ND	5	5.3	106	57-135
107-06-2	1,2-Dichloroethane	ND	5	5.1	102	59-166
78-87-5	1,2-Dichloropropane	ND	5	5.0	100	53-142
142-28-9	1,3-Dichloropropane	ND	5	5.2	104	58-143
594-20-7	2,2-Dichloropropane	ND	5	5.7	114	38-165
124-48-1	Dibromochloromethane	ND	5	5.2	104	55-138
74-95-3	Dibromomethane	ND	5	5.1	102	61-144
75-71-8	Dichlorodifluoromethane	ND	5	6.9	138	23-172
541-73-1	m-Dichlorobenzene	ND	5	5.2	104	53-138
95-50-1	o-Dichlorobenzene	ND	5	5.2	104	54-140
106-46-7	p-Dichlorobenzene	ND	5	5.3	106	53-137
156-60-5	trans-1,2-Dichloroethylene	ND	5	5.2	104	47-148
156-59-2	cis-1,2-Dichloroethylene	ND	5	5.3	106	51-146

* = Outside of Control Limits.

5.3.1
5

Matrix Spike Summary

Job Number: JD15080
 Account: ESCVAR WSP Environment & Energy
 Project: Kop-Flex, Hanover, VA

Sample	File ID	DF	Analyzed	By	Prep Date	Prep Batch	Analytical Batch
JD15080-1MS	1B125116.D	1	10/26/20	BK	n/a	n/a	V1B6072
JD15080-1 ^a	1B125113.D	1	10/26/20	BK	n/a	n/a	V1B6072

The QC reported here applies to the following samples:

Method: EPA 524.2 REV 4.1

JD15080-1, JD15080-2

CAS No.	Compound	JD15080-1 ug/l	Spike Q	MS ug/l	MS %	Limits
10061-01-5	cis-1,3-Dichloropropene	ND	5	5.1	102	51-136
10061-02-6	trans-1,3-Dichloropropene	ND	5	5.2	104	54-142
100-41-4	Ethylbenzene	ND	5	5.2	104	51-138
87-68-3	Hexachlorobutadiene	ND	5	5.6	112	40-154
591-78-6	2-Hexanone	ND	20	21.8	109	53-128
98-82-8	Isopropylbenzene	ND	5	5.3	106	49-139
99-87-6	p-Isopropyltoluene	ND	5	5.4	108	45-141
75-09-2	Methylene chloride	ND	5	4.8	96	54-137
1634-04-4	Methyl Tert Butyl Ether	ND	5	4.9	98	53-143
108-10-1	4-Methyl-2-pentanone	ND	20	21.5	108	58-127
91-20-3	Naphthalene	ND	5	5.1	102	44-140
103-65-1	n-Propylbenzene	ND	5	5.3	106	50-142
100-42-5	Styrene	ND	5	5.4	108	23-130
630-20-6	1,1,1,2-Tetrachloroethane	ND	5	5.1	102	57-144
71-55-6	1,1,1-Trichloroethane	ND	5	5.4	108	52-164
79-34-5	1,1,2,2-Tetrachloroethane	ND	5	5.1	102	58-138
79-00-5	1,1,2-Trichloroethane	ND	5	5.2	104	59-139
87-61-6	1,2,3-Trichlorobenzene	ND	5	5.0	100	47-141
96-18-4	1,2,3-Trichloropropane	ND	5	5.4	108	56-148
120-82-1	1,2,4-Trichlorobenzene	ND	5	5.1	102	46-137
95-63-6	1,2,4-Trimethylbenzene	ND	5	5.2	104	41-138
108-67-8	1,3,5-Trimethylbenzene	ND	5	5.3	106	45-138
127-18-4	Tetrachloroethylene	ND	5	5.5	110	45-145
108-88-3	Toluene	ND	5	5.2	104	52-134
79-01-6	Trichloroethylene	ND	5	5.3	106	54-143
75-69-4	Trichlorofluoromethane	ND	5	6.8	136	36-167
75-01-4	Vinyl chloride	ND	5	6.2	124	35-162
	m,p-Xylene	ND	10	10.5	105	49-135
95-47-6	o-Xylene	ND	5	5.2	104	49-134
1330-20-7	Xylenes (total)	ND	15	15.7	105	50-134

CAS No.	Surrogate Recoveries	MS	JD15080-1	Limits
2199-69-1	1,2-Dichlorobenzene-d4	103%	98%	70-130%
460-00-4	4-Bromofluorobenzene	101%	97%	70-130%

* = Outside of Control Limits.

5.3.1
5

Matrix Spike Summary

Job Number: JD15080
Account: ESCVAR WSP Environment & Energy
Project: Kop-Flex, Hanover, VA

Sample	File ID	DF	Analyzed	By	Prep Date	Prep Batch	Analytical Batch
JD15080-1MS	1B125116.D	1	10/26/20	BK	n/a	n/a	V1B6072
JD15080-1 ^a	1B125113.D	1	10/26/20	BK	n/a	n/a	V1B6072

The QC reported here applies to the following samples:

Method: EPA 524.2 REV 4.1

JD15080-1, JD15080-2

(a) EPA 524.2 is not a certified method for non-potable water samples.

* = Outside of Control Limits.

Matrix Spike/Matrix Spike Duplicate Summary

Job Number: JD15080
 Account: ESCVAR WSP Environment & Energy
 Project: Kop-Flex, Hanover, VA

Sample	File ID	DF	Analyzed	By	Prep Date	Prep Batch	Analytical Batch
JD14982-5MS	1B125140.D	1	10/27/20	BK	n/a	n/a	V1B6073
JD14982-5MSD	1B125141.D	1	10/27/20	BK	n/a	n/a	V1B6073
JD14982-5 ^a	1B125136.D	1	10/27/20	BK	n/a	n/a	V1B6073

The QC reported here applies to the following samples:

Method: EPA 524.2 REV 4.1

JD15080-3

CAS No.	Compound	JD14982-5		Spike ug/l	MS ug/l	MS %	Spike ug/l	MSD ug/l	MSD %	RPD	Limits Rec/RPD
		ug/l	Q								
67-64-1	Acetone	ND		20	20.2	101	20	19.9	100	1	41-142/24
78-93-3	2-Butanone	ND		20	19.2	96	20	19.8	99	3	55-129/31
71-43-2	Benzene	ND		5	5.2	104	5	4.7	94	10	53-138/16
108-86-1	Bromobenzene	ND		5	5.2	104	5	4.8	96	8	54-138/17
74-97-5	Bromochloromethane	ND		5	5.2	104	5	4.7	94	10	55-140/13
75-27-4	Bromodichloromethane	ND		5	4.9	98	5	4.5	90	9	57-147/11
75-25-2	Bromoform	ND		5	5.0	100	5	4.9	98	2	47-137/13
74-83-9	Bromomethane	ND		5	5.3	106	5	5.0	100	6	40-162/27
104-51-8	n-Butylbenzene	ND		5	5.4	108	5	5.0	100	8	45-144/19
135-98-8	sec-Butylbenzene	ND		5	5.4	108	5	5.0	100	8	46-145/20
98-06-6	tert-Butylbenzene	ND		5	5.1	102	5	4.7	94	8	48-141/17
75-15-0	Carbon disulfide	ND		5	5.6	112	5	4.9	98	13	35-127/32
108-90-7	Chlorobenzene	ND		5	5.2	104	5	4.7	94	10	54-135/15
75-00-3	Chloroethane	ND		5	5.5	110	5	4.9	98	12	38-153/43
67-66-3	Chloroform	0.35	J	5	5.5	103	5	4.9	91	12	57-151/13
74-87-3	Chloromethane	ND		5	5.0	100	5	4.7	94	6	39-165/35
95-49-8	o-Chlorotoluene	ND		5	5.2	104	5	4.8	96	8	55-142/15
106-43-4	p-Chlorotoluene	ND		5	5.2	104	5	4.8	96	8	55-139/20
56-23-5	Carbon tetrachloride	0.40	J	5	6.1	114	5	5.5	102	10	49-170/24
75-34-3	1,1-Dichloroethane	ND		5	5.4	108	5	4.8	96	12	55-149/13
75-35-4	1,1-Dichloroethylene	1.2		5	6.7	110	5	6.1	98	9	42-142/20
563-58-6	1,1-Dichloropropene	ND		5	5.4	108	5	4.9	98	10	46-151/21
96-12-8	1,2-Dibromo-3-chloropropane	ND		5	4.9	98	5	5.4	108	10	48-141/27
106-93-4	1,2-Dibromoethane	ND		5	5.0	100	5	4.7	94	6	57-135/10
107-06-2	1,2-Dichloroethane	ND		5	5.2	104	5	4.7	94	10	59-166/15
78-87-5	1,2-Dichloropropane	ND		5	5.0	100	5	4.5	90	11	53-142/11
142-28-9	1,3-Dichloropropane	ND		5	5.1	102	5	4.7	94	8	58-143/13
594-20-7	2,2-Dichloropropane	ND		5	5.8	116	5	5.2	104	11	38-165/19
124-48-1	Dibromochloromethane	ND		5	4.9	98	5	4.6	92	6	55-138/15
74-95-3	Dibromomethane	ND		5	5.0	100	5	4.5	90	11* ^b	61-144/10
75-71-8	Dichlorodifluoromethane	ND		5	6.6	132	5	6.1	122	8	23-172/30
541-73-1	m-Dichlorobenzene	ND		5	5.2	104	5	4.9	98	6	53-138/17
95-50-1	o-Dichlorobenzene	ND		5	5.1	102	5	5.0	100	2	54-140/11
106-46-7	p-Dichlorobenzene	ND		5	5.2	104	5	5.0	100	4	53-137/14
156-60-5	trans-1,2-Dichloroethylene	ND		5	5.3	106	5	4.7	94	12	47-148/22
156-59-2	cis-1,2-Dichloroethylene	0.39	J	5	5.7	106	5	5.2	96	9	51-146/14

* = Outside of Control Limits.

5.4.1
5

Matrix Spike/Matrix Spike Duplicate Summary

Job Number: JD15080
 Account: ESCVAR WSP Environment & Energy
 Project: Kop-Flex, Hanover, VA

Sample	File ID	DF	Analyzed	By	Prep Date	Prep Batch	Analytical Batch
JD14982-5MS	1B125140.D	1	10/27/20	BK	n/a	n/a	V1B6073
JD14982-5MSD	1B125141.D	1	10/27/20	BK	n/a	n/a	V1B6073
JD14982-5 ^a	1B125136.D	1	10/27/20	BK	n/a	n/a	V1B6073

The QC reported here applies to the following samples:

Method: EPA 524.2 REV 4.1

JD15080-3

CAS No.	Compound	JD14982-5 ug/l	Spike Q	MS ug/l	MS %	Spike ug/l	MSD ug/l	MSD %	RPD	Limits Rec/RPD
10061-01-5	cis-1,3-Dichloropropene	ND	5	4.8	96	5	4.4	88	9	51-136/11
10061-02-6	trans-1,3-Dichloropropene	ND	5	5.0	100	5	4.5	90	11* b	54-142/10
100-41-4	Ethylbenzene	ND	5	5.2	104	5	4.7	94	10	51-138/18
87-68-3	Hexachlorobutadiene	ND	5	5.5	110	5	5.1	102	8	40-154/21
591-78-6	2-Hexanone	ND	20	20.2	101	20	22.7	114	12	53-128/29
98-82-8	Isopropylbenzene	ND	5	5.2	104	5	4.7	94	10	49-139/16
99-87-6	p-Isopropyltoluene	ND	5	5.3	106	5	4.8	96	10	45-141/17
75-09-2	Methylene chloride	ND	5	4.8	96	5	4.3	86	11	54-137/14
1634-04-4	Methyl Tert Butyl Ether	ND	5	4.8	96	5	4.3	86	11* b	53-143/10
108-10-1	4-Methyl-2-pentanone	ND	20	20.2	101	20	21.1	106	4	58-127/32
91-20-3	Naphthalene	ND	5	4.8	96	5	5.2	104	8	44-140/14
103-65-1	n-Propylbenzene	ND	5	5.3	106	5	4.8	96	10	50-142/20
100-42-5	Styrene	ND	5	5.4	108	5	4.9	98	10	23-130/20
630-20-6	1,1,1,2-Tetrachloroethane	ND	5	5.0	100	5	4.6	92	8	57-144/11
71-55-6	1,1,1-Trichloroethane	ND	5	5.7	114	5	5.0	100	13	52-164/13
79-34-5	1,1,2,2-Tetrachloroethane	ND	5	5.0	100	5	5.3	106	6	58-138/10
79-00-5	1,1,2-Trichloroethane	ND	5	5.1	102	5	4.6	92	10	59-139/11
87-61-6	1,2,3-Trichlorobenzene	ND	5	5.0	100	5	5.0	100	0	47-141/17
96-18-4	1,2,3-Trichloropropane	ND	5	5.0	100	5	5.2	104	4	56-148/15
120-82-1	1,2,4-Trichlorobenzene	ND	5	5.0	100	5	4.9	98	2	46-137/17
95-63-6	1,2,4-Trimethylbenzene	ND	5	5.2	104	5	4.8	96	8	41-138/16
108-67-8	1,3,5-Trimethylbenzene	ND	5	5.3	106	5	4.8	96	10	45-138/16
127-18-4	Tetrachloroethylene	ND	5	5.5	110	5	5.0	100	10	45-145/19
108-88-3	Toluene	ND	5	5.2	104	5	4.7	94	10	52-134/19
79-01-6	Trichloroethylene	1.6	5	6.9	106	5	6.3	94	9	54-143/15
75-69-4	Trichlorofluoromethane	ND	5	6.3	126	5	5.9	118	7	36-167/28
75-01-4	Vinyl chloride	ND	5	5.6	112	5	5.2	104	7	35-162/30
	m,p-Xylene	ND	10	10.4	104	10	9.4	94	10	49-135/18
95-47-6	o-Xylene	ND	5	5.1	102	5	4.7	94	8	49-134/19
1330-20-7	Xylenes (total)	ND	15	15.5	103	15	14.0	93	10	50-134/18

CAS No.	Surrogate Recoveries	MS	MSD	JD14982-5	Limits
2199-69-1	1,2-Dichlorobenzene-d4	101%	101%	94%	70-130%
460-00-4	4-Bromofluorobenzene	99%	100%	92%	70-130%

* = Outside of Control Limits.

5.4.1
5

Matrix Spike/Matrix Spike Duplicate Summary

Job Number: JD15080
Account: ESCVAR WSP Environment & Energy
Project: Kop-Flex, Hanover, VA

Sample	File ID	DF	Analyzed	By	Prep Date	Prep Batch	Analytical Batch
JD14982-5MS	1B125140.D	1	10/27/20	BK	n/a	n/a	V1B6073
JD14982-5MSD	1B125141.D	1	10/27/20	BK	n/a	n/a	V1B6073
JD14982-5 ^a	1B125136.D	1	10/27/20	BK	n/a	n/a	V1B6073

The QC reported here applies to the following samples:

Method: EPA 524.2 REV 4.1

JD15080-3

- (a) EPA 524.2 is not a certified method for non-potable water samples.
- (b) Outside control limits due to matrix interference.

* = Outside of Control Limits.

Duplicate Summary

Job Number: JD15080
 Account: ESCVAR WSP Environment & Energy
 Project: Kop-Flex, Hanover, VA

Sample	File ID	DF	Analyzed	By	Prep Date	Prep Batch	Analytical Batch
JD15080-2DUP	1B125112.D	1	10/26/20	BK	n/a	n/a	V1B6072
JD15080-2 ^a	1B125115.D	1	10/26/20	BK	n/a	n/a	V1B6072

The QC reported here applies to the following samples:

Method: EPA 524.2 REV 4.1

JD15080-1, JD15080-2

CAS No.	Compound	JD15080-2 ug/l	DUP Q ug/l	Q	RPD	Limits
67-64-1	Acetone	ND	ND	nc		10
78-93-3	2-Butanone	ND	ND	nc		12
71-43-2	Benzene	ND	ND	nc		10
108-86-1	Bromobenzene	ND	ND	nc		10
74-97-5	Bromochloromethane	ND	ND	nc		10
75-27-4	Bromodichloromethane	ND	ND	nc		10
75-25-2	Bromoform	ND	ND	nc		10
74-83-9	Bromomethane	ND	ND	nc		10
104-51-8	n-Butylbenzene	ND	ND	nc		10
135-98-8	sec-Butylbenzene	ND	ND	nc		10
98-06-6	tert-Butylbenzene	ND	ND	nc		10
75-15-0	Carbon disulfide	ND	ND	nc		19
108-90-7	Chlorobenzene	ND	ND	nc		10
75-00-3	Chloroethane	ND	ND	nc		10
67-66-3	Chloroform	ND	ND	nc		12
74-87-3	Chloromethane	ND	ND	nc		10
95-49-8	o-Chlorotoluene	ND	ND	nc		10
106-43-4	p-Chlorotoluene	ND	ND	nc		10
56-23-5	Carbon tetrachloride	ND	ND	nc		10
75-34-3	1,1-Dichloroethane	ND	ND	nc		10
75-35-4	1,1-Dichloroethylene	ND	ND	nc		10
563-58-6	1,1-Dichloropropene	ND	ND	nc		10
96-12-8	1,2-Dibromo-3-chloropropane	ND	ND	nc		10
106-93-4	1,2-Dibromoethane	ND	ND	nc		10
107-06-2	1,2-Dichloroethane	ND	ND	nc		10
78-87-5	1,2-Dichloropropane	ND	ND	nc		10
142-28-9	1,3-Dichloropropane	ND	ND	nc		10
594-20-7	2,2-Dichloropropane	ND	ND	nc		10
124-48-1	Dibromochloromethane	ND	ND	nc		10
74-95-3	Dibromomethane	ND	ND	nc		10
75-71-8	Dichlorodifluoromethane	ND	ND	nc		10
541-73-1	m-Dichlorobenzene	ND	ND	nc		10
95-50-1	o-Dichlorobenzene	ND	ND	nc		10
106-46-7	p-Dichlorobenzene	ND	ND	nc		10
156-60-5	trans-1,2-Dichloroethylene	ND	ND	nc		10
156-59-2	cis-1,2-Dichloroethylene	ND	ND	nc		10

* = Outside of Control Limits.

5.5.1
5

Duplicate Summary

Job Number: JD15080
 Account: ESCVAR WSP Environment & Energy
 Project: Kop-Flex, Hanover, VA

Sample	File ID	DF	Analyzed	By	Prep Date	Prep Batch	Analytical Batch
JD15080-2DUP	1B125112.D	1	10/26/20	BK	n/a	n/a	V1B6072
JD15080-2 ^a	1B125115.D	1	10/26/20	BK	n/a	n/a	V1B6072

The QC reported here applies to the following samples:

Method: EPA 524.2 REV 4.1

JD15080-1, JD15080-2

CAS No.	Compound	JD15080-2 ug/l	DUP Q	ug/l	Q	RPD	Limits
10061-01-5	cis-1,3-Dichloropropene	ND	ND			nc	10
10061-02-6	trans-1,3-Dichloropropene	ND	ND			nc	10
100-41-4	Ethylbenzene	ND	ND			nc	10
87-68-3	Hexachlorobutadiene	ND	ND			nc	10
591-78-6	2-Hexanone	ND	ND			nc	10
98-82-8	Isopropylbenzene	ND	ND			nc	10
99-87-6	p-Isopropyltoluene	ND	ND			nc	10
75-09-2	Methylene chloride	ND	ND			nc	10
1634-04-4	Methyl Tert Butyl Ether	ND	ND			nc	10
108-10-1	4-Methyl-2-pentanone	ND	ND			nc	10
91-20-3	Naphthalene	ND	ND			nc	10
103-65-1	n-Propylbenzene	ND	ND			nc	10
100-42-5	Styrene	ND	0.12	J	200* ^b	nc	10
630-20-6	1,1,1,2-Tetrachloroethane	ND	ND			nc	10
71-55-6	1,1,1-Trichloroethane	ND	ND			nc	10
79-34-5	1,1,2,2-Tetrachloroethane	ND	ND			nc	10
79-00-5	1,1,2-Trichloroethane	ND	ND			nc	10
87-61-6	1,2,3-Trichlorobenzene	ND	ND			nc	10
96-18-4	1,2,3-Trichloropropane	ND	ND			nc	10
120-82-1	1,2,4-Trichlorobenzene	ND	ND			nc	10
95-63-6	1,2,4-Trimethylbenzene	ND	ND			nc	10
108-67-8	1,3,5-Trimethylbenzene	ND	ND			nc	10
127-18-4	Tetrachloroethylene	ND	ND			nc	10
108-88-3	Toluene	ND	ND			nc	10
79-01-6	Trichloroethylene	ND	ND			nc	10
75-69-4	Trichlorofluoromethane	ND	ND			nc	10
75-01-4	Vinyl chloride	ND	ND			nc	10
	m,p-Xylene	ND	ND			nc	10
95-47-6	o-Xylene	ND	ND			nc	10
1330-20-7	Xylenes (total)	ND	ND			nc	10

CAS No.	Surrogate Recoveries	DUP	JD15080-2	Limits
2199-69-1	1,2-Dichlorobenzene-d4	94%	96%	70-130%
460-00-4	4-Bromofluorobenzene	94%	95%	70-130%

* = Outside of Control Limits.

5.5.1
5

Duplicate Summary

Job Number: JD15080
Account: ESCVAR WSP Environment & Energy
Project: Kop-Flex, Hanover, VA

Sample	File ID	DF	Analyzed	By	Prep Date	Prep Batch	Analytical Batch
JD15080-2DUP	1B125112.D	1	10/26/20	BK	n/a	n/a	V1B6072
JD15080-2 ^a	1B125115.D	1	10/26/20	BK	n/a	n/a	V1B6072

The QC reported here applies to the following samples:

Method: EPA 524.2 REV 4.1

JD15080-1, JD15080-2

- (a) EPA 524.2 is not a certified method for non-potable water samples.
- (b) RPD acceptable due to low DUP and sample concentrations.

* = Outside of Control Limits.

Instrument Performance Check (BFB)

Job Number: JD15080
 Account: ESCVAR WSP Environment & Energy
 Project: Kop-Flex, Hanover, VA

Sample: V1B6071-BFB	Injection Date: 10/24/20
Lab File ID: 1B125087.D	Injection Time: 11:23
Instrument ID: GCMS1B	

m/e	Ion Abundance Criteria	Raw Abundance	% Relative Abundance	Pass/Fail
50	14.99 - 40.0% of mass 95	3538	16.5	Pass
75	30.0 - 80.0% of mass 95	9686	45.3	Pass
95	Base peak, 100% relative abundance	21389	100.0	Pass
96	5.0 - 9.0% of mass 95	1610	7.53	Pass
173	Less than 2.0% of mass 174	163	0.76 (1.10) ^a	Pass
174	50.0 - 120.0% of mass 95	14808	69.2	Pass
175	5.0 - 9.0% of mass 174	1058	4.95 (7.14) ^a	Pass
176	95.0 - 101.0% of mass 174	14110	66.0 (95.3) ^a	Pass
177	5.0 - 9.0% of mass 176	941	4.40 (6.67) ^b	Pass

(a) Value is % of mass 174

(b) Value is % of mass 176

This check applies to the following Samples, MS, MSD, Blanks, and Standards:

Lab Sample ID	Lab File ID	Date Analyzed	Time Analyzed	Hours Lapsed	Client Sample ID
V1B6071-IC6071	1B125088.D	10/24/20	11:54	00:31	Initial cal 0.2
V1B6071-IC6071	1B125089.D	10/24/20	12:26	01:03	Initial cal 0.5
V1B6071-IC6071	1B125090.D	10/24/20	12:57	01:34	Initial cal 1
V1B6071-IC6071	1B125091.D	10/24/20	13:28	02:05	Initial cal 2
V1B6071-IC6071	1B125092.D	10/24/20	13:59	02:36	Initial cal 5
V1B6071-ICC6071	1B125093.D	10/24/20	14:30	03:07	Initial cal 10
V1B6071-IC6071	1B125094.D	10/24/20	15:01	03:38	Initial cal 20
V1B6071-IC6071	1B125095.D	10/24/20	15:32	04:09	Initial cal 40
V1B6071-IC6071	1B125096.D	10/24/20	16:03	04:40	Initial cal 80
V1B6071-ICV6071	1B125098.D	10/24/20	17:05	05:42	Initial cal verification 10

5.6.1
5

Instrument Performance Check (BFB)

Job Number: JD15080
 Account: ESCVAR WSP Environment & Energy
 Project: Kop-Flex, Hanover, VA

Sample: V1B6072-BFB	Injection Date: 10/26/20
Lab File ID: 1B125101.D	Injection Time: 09:45
Instrument ID: GCMS1B	

m/e	Ion Abundance Criteria	Raw Abundance	% Relative Abundance	Pass/Fail
50	14.99 - 40.0% of mass 95	2838	15.8	Pass
75	30.0 - 80.0% of mass 95	8416	46.8	Pass
95	Base peak, 100% relative abundance	17973	100.0	Pass
96	5.0 - 9.0% of mass 95	1295	7.21	Pass
173	Less than 2.0% of mass 174	0	0.00 (0.00) ^a	Pass
174	50.0 - 120.0% of mass 95	12710	70.7	Pass
175	5.0 - 9.0% of mass 174	961	5.35 (7.56) ^a	Pass
176	95.0 - 101.0% of mass 174	12545	69.8 (98.7) ^a	Pass
177	5.0 - 9.0% of mass 176	732	4.07 (5.83) ^b	Pass

(a) Value is % of mass 174

(b) Value is % of mass 176

This check applies to the following Samples, MS, MSD, Blanks, and Standards:

Lab Sample ID	Lab File ID	Date Analyzed	Time Analyzed	Hours Lapsed	Client Sample ID
V1B6072-CC6071	1B125102.D	10/26/20	10:20	00:35	Continuing cal 5
V1B6072-BS	1B125103.D	10/26/20	10:58	01:13	Blank Spike
V1B6072-MB	1B125104.D	10/26/20	11:29	01:44	Method Blank
ZZZZZZ	1B125105.D	10/26/20	12:01	02:16	(unrelated sample)
ZZZZZZ	1B125106.D	10/26/20	12:45	03:00	(unrelated sample)
ZZZZZZ	1B125107.D	10/26/20	13:16	03:31	(unrelated sample)
ZZZZZZ	1B125108.D	10/26/20	13:47	04:02	(unrelated sample)
JD15080-2DUP	1B125112.D	10/26/20	15:50	06:05	Duplicate
JD15080-1	1B125113.D	10/26/20	16:21	06:36	RW-7932AND-102120
ZZZZZZ	1B125114.D	10/26/20	16:52	07:07	(unrelated sample)
JD15080-2	1B125115.D	10/26/20	17:23	07:38	RW-7932AND-102120-F
JD15080-1MS	1B125116.D	10/26/20	17:55	08:10	Matrix Spike
ZZZZZZ	1B125117.D	10/26/20	18:26	08:41	(unrelated sample)
ZZZZZZ	1B125118.D	10/26/20	18:57	09:12	(unrelated sample)
ZZZZZZ	1B125119.D	10/26/20	19:28	09:43	(unrelated sample)
ZZZZZZ	1B125120.D	10/26/20	20:00	10:15	(unrelated sample)
ZZZZZZ	1B125121.D	10/26/20	20:31	10:46	(unrelated sample)
ZZZZZZ	1B125122.D	10/26/20	21:02	11:17	(unrelated sample)

5.6.2
5

Instrument Performance Check (BFB)

Job Number: JD15080
 Account: ESCVAR WSP Environment & Energy
 Project: Kop-Flex, Hanover, VA

Sample: V1B6073-BFB	Injection Date: 10/27/20
Lab File ID: 1B125129.D	Injection Time: 08:51
Instrument ID: GCMS1B	

m/e	Ion Abundance Criteria	Raw Abundance	% Relative Abundance	Pass/Fail
50	14.99 - 40.0% of mass 95	2835	17.5	Pass
75	30.0 - 80.0% of mass 95	8006	49.6	Pass
95	Base peak, 100% relative abundance	16156	100.0	Pass
96	5.0 - 9.0% of mass 95	1173	7.26	Pass
173	Less than 2.0% of mass 174	0	0.00 (0.00) ^a	Pass
174	50.0 - 120.0% of mass 95	10850	67.2	Pass
175	5.0 - 9.0% of mass 174	827	5.12 (7.62) ^a	Pass
176	95.0 - 101.0% of mass 174	10541	65.2 (97.2) ^a	Pass
177	5.0 - 9.0% of mass 176	699	4.33 (6.63) ^b	Pass

(a) Value is % of mass 174

(b) Value is % of mass 176

This check applies to the following Samples, MS, MSD, Blanks, and Standards:

Lab Sample ID	Lab File ID	Date Analyzed	Time Analyzed	Hours Lapsed	Client Sample ID
V1B6073-CC6071	1B125130.D	10/27/20	09:24	00:33	Continuing cal 10
V1B6073-BS	1B125131.D	10/27/20	10:07	01:16	Blank Spike
V1B6073-MB	1B125132.D	10/27/20	10:39	01:48	Method Blank
ZZZZZZ	1B125133.D	10/27/20	11:15	02:24	(unrelated sample)
JD15080-3	1B125134.D	10/27/20	11:46	02:55	TB-102120
ZZZZZZ	1B125135.D	10/27/20	12:17	03:26	(unrelated sample)
JD14982-5	1B125136.D	10/27/20	12:48	03:57	(used for QC only; not part of job JD15080)
ZZZZZZ	1B125137.D	10/27/20	13:20	04:29	(unrelated sample)
ZZZZZZ	1B125138.D	10/27/20	13:51	05:00	(unrelated sample)
ZZZZZZ	1B125139.D	10/27/20	14:22	05:31	(unrelated sample)
JD14982-5MS	1B125140.D	10/27/20	14:53	06:02	Matrix Spike
JD14982-5MSD	1B125141.D	10/27/20	15:24	06:33	Matrix Spike Duplicate
ZZZZZZ	1B125142.D	10/27/20	15:55	07:04	(unrelated sample)

5.6.3
5

Surrogate Recovery Summary

Job Number: JD15080
 Account: ESCVAR WSP Environment & Energy
 Project: Kop-Flex, Hanover, VA

Method: EPA 524.2 REV 4.1	Matrix: AQ
---------------------------	------------

Samples and QC shown here apply to the above method

Lab Sample ID	Lab File ID	S1	S2
JD15080-1	1B125113.D	98	97
JD15080-2	1B125115.D	96	95
JD15080-3	1B125134.D	97	95
JD14982-5MS	1B125140.D	101	99
JD14982-5MSD	1B125141.D	101	100
JD15080-1MS	1B125116.D	103	101
JD15080-2DUP	1B125112.D	94	94
V1B6072-BS	1B125103.D	103	103
V1B6072-MB	1B125104.D	96	98
V1B6073-BS	1B125131.D	103	103
V1B6073-MB	1B125132.D	96	93

Surrogate Compounds	Recovery Limits
S1 = 1,2-Dichlorobenzene-d4	70-130%
S2 = 4-Bromofluorobenzene	70-130%

5.7.1
5

MS Semi-volatiles

QC Data Summaries

Includes the following where applicable:

- Method Blank Summaries
- Blank Spike Summaries
- Matrix Spike and Duplicate Summaries
- Instrument Performance Checks (DFTPP)
- Surrogate Recovery Summaries

Method Blank Summary

Job Number: JD15080
Account: ESCVAR WSP Environment & Energy
Project: Kop-Flex, Hanover, VA

Sample	File ID	DF	Analyzed	By	Prep Date	Prep Batch	Analytical Batch
OP30229A-MB1	4P40243.D	1	10/24/20	CS	10/23/20	OP30229A	E4P2136

The QC reported here applies to the following samples:

Method: SW846 8270D BY SIM

JD15080-1, JD15080-2

CAS No.	Compound	Result	RL	MDL	Units	Q
123-91-1	1,4-Dioxane	ND	0.10	0.050	ug/l	

CAS No.	Surrogate Recoveries	Limits	
4165-60-0	Nitrobenzene-d5	82%	29-124%
321-60-8	2-Fluorobiphenyl	72%	23-122%
1718-51-0	Terphenyl-d14	76%	22-130%

6.1.1
6

Blank Spike/Blank Spike Duplicate Summary

Job Number: JD15080
 Account: ESCVAR WSP Environment & Energy
 Project: Kop-Flex, Hanover, VA

Sample	File ID	DF	Analyzed	By	Prep Date	Prep Batch	Analytical Batch
OP30229A-BS1	4P40244.D	1	10/24/20	CS	10/23/20	OP30229A	E4P2136
OP30229A-BSD	4P40245.D	1	10/24/20	CS	10/23/20	OP30229A	E4P2136

The QC reported here applies to the following samples:

Method: SW846 8270D BY SIM

JD15080-1, JD15080-2

CAS No.	Compound	Spike ug/l	BSP ug/l	BSP %	BSD ug/l	BSD %	RPD	Limits Rec/RPD
123-91-1	1,4-Dioxane	1	0.464	46	0.421	42	10	10-110/40

CAS No.	Surrogate Recoveries	BSP	BSD	Limits
4165-60-0	Nitrobenzene-d5	93%	83%	29-124%
321-60-8	2-Fluorobiphenyl	81%	71%	23-122%
1718-51-0	Terphenyl-d14	79%	78%	22-130%

* = Outside of Control Limits.

Instrument Performance Check (DFTPP)

Job Number: JD15080
 Account: ESCVAR WSP Environment & Energy
 Project: Kop-Flex, Hanover, VA

Sample:	E4P2114-DFTPP	Injection Date:	09/30/20
Lab File ID:	4P39667.D	Injection Time:	19:59
Instrument ID:	GCMS4P		

m/e	Ion Abundance Criteria	Raw Abundance	% Relative Abundance	Pass/Fail
51	30.0 - 60.0% of mass 198	31958	30.0	Pass
68	Less than 2.0% of mass 69	145	0.14 (0.26) ^a	Pass
69	Mass 69 relative abundance	56475	53.1	Pass
70	Less than 2.0% of mass 69	103	0.10 (0.18) ^a	Pass
127	40.0 - 60.0% of mass 198	49640	46.7	Pass
197	Less than 1.0% of mass 198	0	0.00	Pass
198	Base peak, 100% relative abundance	106402	100.0	Pass
199	5.0 - 9.0% of mass 198	7395	6.95	Pass
275	10.0 - 30.0% of mass 198	26220	24.6	Pass
365	1.0 - 100.0% of mass 198	3601	3.38	Pass
441	Present, but less than mass 443	7894	7.42 (72.5) ^b	Pass
442	40.0 - 100.0% of mass 198	56048	52.7	Pass
443	17.0 - 23.0% of mass 442	10887	10.2 (19.4) ^c	Pass

(a) Value is % of mass 69

(b) Value is % of mass 443

(c) Value is % of mass 442

This check applies to the following Samples, MS, MSD, Blanks, and Standards:

Lab Sample ID	Lab File ID	Date Analyzed	Time Analyzed	Hours Lapsed	Client Sample ID
E4P2114-IC2114	4P39668.D	09/30/20	20:16	00:17	Initial cal 0.01
E4P2114-IC2114	4P39669.D	09/30/20	20:37	00:38	Initial cal 0.02
E4P2114-IC2114	4P39670.D	09/30/20	20:59	01:00	Initial cal 0.05
E4P2114-IC2114	4P39671.D	09/30/20	21:21	01:22	Initial cal 0.1
E4P2114-IC2114	4P39672.D	09/30/20	21:43	01:44	Initial cal 0.2
E4P2114-IC2114	4P39673.D	09/30/20	22:05	02:06	Initial cal 0.5
E4P2114-ICC2114	4P39674.D	09/30/20	22:27	02:28	Initial cal 1
E4P2114-IC2114	4P39675.D	09/30/20	22:49	02:50	Initial cal 2.5
E4P2114-IC2114	4P39676.D	09/30/20	23:11	03:12	Initial cal 5
E4P2114-ICV2114	4P39677.D	09/30/20	23:33	03:34	Initial cal verification 1
E4P2114-ICV2114	4P39678.D	09/30/20	23:55	03:56	Initial cal verification 5

Instrument Performance Check (DFTPP)

Job Number: JD15080
 Account: ESCVAR WSP Environment & Energy
 Project: Kop-Flex, Hanover, VA

Sample:	E4P2136-DFTPP	Injection Date:	10/24/20
Lab File ID:	4P40237.D	Injection Time:	02:55
Instrument ID:	GCMS4P		

m/e	Ion Abundance Criteria	Raw Abundance	% Relative Abundance	Pass/Fail
51	30.0 - 60.0% of mass 198	35965	31.0	Pass
68	Less than 2.0% of mass 69	0	0.00 (0.00) ^a	Pass
69	Mass 69 relative abundance	63459	54.7	Pass
70	Less than 2.0% of mass 69	551	0.48 (0.87) ^a	Pass
127	40.0 - 60.0% of mass 198	61176	52.8	Pass
197	Less than 1.0% of mass 198	0	0.00	Pass
198	Base peak, 100% relative abundance	115915	100.0	Pass
199	5.0 - 9.0% of mass 198	7129	6.15	Pass
275	10.0 - 30.0% of mass 198	30157	26.0	Pass
365	1.0 - 100.0% of mass 198	2948	2.54	Pass
441	Present, but less than mass 443	9189	7.93 (79.1) ^b	Pass
442	40.0 - 100.0% of mass 198	63888	55.1	Pass
443	17.0 - 23.0% of mass 442	11621	10.0 (18.2) ^c	Pass

- (a) Value is % of mass 69
- (b) Value is % of mass 443
- (c) Value is % of mass 442

This check applies to the following Samples, MS, MSD, Blanks, and Standards:

Lab Sample ID	Lab File ID	Date Analyzed	Time Analyzed	Hours Lapsed	Client Sample ID
E4P2136-CC2114	4P40238.D	10/24/20	03:06	00:11	Continuing cal 1
OP30207A-MB1	4P40240.D	10/24/20	04:15	01:20	Method Blank
OP30207A-BS12	4P40241.D	10/24/20	04:37	01:42	Blank Spike
OP30207A-BSD12	4P40242.D	10/24/20	04:59	02:04	Blank Spike Duplicate
OP30229A-MB1	4P40243.D	10/24/20	05:21	02:26	Method Blank
OP30229A-BS1	4P40244.D	10/24/20	05:44	02:49	Blank Spike
OP30229A-BSD	4P40245.D	10/24/20	06:06	03:11	Blank Spike Duplicate
OP30206A-MB1	4P40246.D	10/24/20	06:28	03:33	Method Blank
OP30206A-BS12	4P40247.D	10/24/20	06:50	03:55	Blank Spike
OP30206A-BSD12	4P40248.D	10/24/20	07:12	04:17	Blank Spike Duplicate
OP30160A-MB1	4P40249.D	10/24/20	07:35	04:40	Method Blank
OP30160A-BS12	4P40250.D	10/24/20	07:57	05:02	Blank Spike
OP30160A-BSD12	4P40251.D	10/24/20	08:19	05:24	Blank Spike Duplicate
JD15080-1	4P40252.D	10/24/20	08:41	05:46	RW-7932AND-102120
JD15080-2	4P40253.D	10/24/20	09:03	06:08	RW-7932AND-102120-F
ZZZZZZ	4P40254.D	10/24/20	09:26	06:31	(unrelated sample)
ZZZZZZ	4P40255.D	10/24/20	09:48	06:53	(unrelated sample)
ZZZZZZ	4P40256.D	10/24/20	10:10	07:15	(unrelated sample)
ZZZZZZ	4P40257.D	10/24/20	10:32	07:37	(unrelated sample)

6.3.2
6

Instrument Performance Check (DFTPP)

Job Number: JD15080
 Account: ESCVAR WSP Environment & Energy
 Project: Kop-Flex, Hanover, VA

Sample:	E4P2136-DFTPP	Injection Date:	10/24/20
Lab File ID:	4P40237.D	Injection Time:	02:55
Instrument ID:	GCMS4P		

Lab Sample ID	Lab File ID	Date Analyzed	Time Analyzed	Hours Lapsed	Client Sample ID
ZZZZZZ	4P40258.D	10/24/20	10:54	07:59	(unrelated sample)
ZZZZZZ	4P40259.D	10/24/20	11:16	08:21	(unrelated sample)
OP30160A-MSA	4P40260.D	10/24/20	11:38	08:43	Matrix Spike
OP30160A-MSDA	4P40261.D	10/24/20	12:00	09:05	Matrix Spike Duplicate
JD15006-1	4P40262.D	10/24/20	12:22	09:27	(used for QC only; not part of job JD15080)
ZZZZZZ	4P40263.D	10/24/20	12:44	09:49	(unrelated sample)
ZZZZZZ	4P40264.D	10/24/20	13:07	10:12	(unrelated sample)
ZZZZZZ	4P40265.D	10/24/20	13:29	10:34	(unrelated sample)
ZZZZZZ	4P40266.D	10/24/20	13:51	10:56	(unrelated sample)
ZZZZZZ	4P40267.D	10/24/20	14:13	11:18	(unrelated sample)

6.3.2
6

Surrogate Recovery Summary

Job Number: JD15080
 Account: ESCVAR WSP Environment & Energy
 Project: Kop-Flex, Hanover, VA

Method: SW846 8270D BY SIM	Matrix: AQ
----------------------------	------------

Samples and QC shown here apply to the above method

Lab Sample ID	Lab File ID	S1	S2	S3
JD15080-1	4P40252.D	89	80	70
JD15080-2	4P40253.D	87	79	78
OP30229A-BS1	4P40244.D	93	81	79
OP30229A-BSD	4P40245.D	83	71	78
OP30229A-MB1	4P40243.D	82	72	76

Surrogate Compounds	Recovery Limits
S1 = Nitrobenzene-d5	29-124%
S2 = 2-Fluorobiphenyl	23-122%
S3 = Terphenyl-d14	22-130%

6.4.1
6

DECEMBER 2020

The results set forth herein are provided by SGS North America Inc.

e-Hardcopy 2.0
Automated Report

Technical Report for

WSP Environment & Energy

Kop-Flex, Hanover, VA

31401545.011/1

SGS Job Number: JD17456

Sampling Date: 12/08/20



Report to:

WSP
11190 Sunrise Valley Drive Suite 300
Reston, VA 20190
eric.johnson@wspgroup.com; Chris.Cresci@wspgroup.com
ATTN: Eric Johnson

Total number of pages in report: 49



Test results contained within this data package meet the requirements of the National Environmental Laboratory Accreditation Program and/or state specific certification programs as applicable.

Caitlin Brice, M.S.
General Manager

Client Service contact: Tammy McCloskey 732-329-0200

Certifications: NJ(12129), NY(10983), CA, CT, FL, IL, IN, KS, KY, LA, MA, MD, ME, MN, NC, OH VAP (CL0056), AK (UST-103), AZ (AZ0786), PA, RI, SC, TX, UT, VA, WV, DoD ELAP (ANAB L2248)

This report shall not be reproduced, except in its entirety, without the written approval of SGS.
Test results relate only to samples analyzed.

Table of Contents

-1-

Section 1: Sample Summary	3
Section 2: Summary of Hits	4
Section 3: Sample Results	5
3.1: JD17456-1: RW-7932AND-120820	6
3.2: JD17456-2: RW-7932AND-120820-F	10
3.3: JD17456-3: TRIP BLANK	14
Section 4: Misc. Forms	17
4.1: Chain of Custody	18
Section 5: MS Volatiles - QC Data Summaries	20
5.1: Method Blank Summary	21
5.2: Blank Spike Summary	26
5.3: Matrix Spike Summary	31
5.4: Duplicate Summary	33
5.5: Instrument Performance Checks (BFB)	35
5.6: Surrogate Recovery Summaries	40
Section 6: MS Semi-volatiles - QC Data Summaries	41
6.1: Method Blank Summary	42
6.2: Blank Spike/Blank Spike Duplicate Summary	43
6.3: Instrument Performance Checks (DFTPP)	44
6.4: Surrogate Recovery Summaries	49

1

2

3

4

5

6



Sample Summary

WSP Environment & Energy

Job No: JD17456

Kop-Flex, Hanover, VA
Project No: 31401545.011/1

Sample Number	Collected Date	Time By	Received	Matrix Code	Type	Client Sample ID
---------------	----------------	---------	----------	-------------	------	------------------

This report contains results reported as ND = Not detected. The following applies:
 Organics ND = Not detected above the MDL

JD17456-1	12/08/20	11:05	ML	12/09/20	AQ	Ground Water	RW-7932AND-120820
JD17456-2	12/08/20	11:30	ML	12/09/20	AQ	Ground Water	RW-7932AND-120820-F
JD17456-3	12/08/20	11:30	ML	12/09/20	AQ	Trip Blank Water	TRIP BLANK

Summary of Hits

Job Number: JD17456
Account: WSP Environment & Energy
Project: Kop-Flex, Hanover, VA
Collected: 12/08/20

Lab Sample ID	Client Sample ID	Result/ Analyte	RL	MDL	Units	Method
---------------	------------------	--------------------	----	-----	-------	--------

JD17456-1 RW-7932AND-120820

No hits reported in this sample.

JD17456-2 RW-7932AND-120820-F

No hits reported in this sample.

JD17456-3 TRIP BLANK

No hits reported in this sample.

Sample Results

Report of Analysis

Report of Analysis

Client Sample ID:	RW-7932AND-120820	Date Sampled:	12/08/20
Lab Sample ID:	JD17456-1	Date Received:	12/09/20
Matrix:	AQ - Ground Water	Percent Solids:	n/a
Method:	EPA 524.2 REV 4.1		
Project:	Kop-Flex, Hanover, VA		

Run #	File ID	DF	Analyzed	By	Prep Date	Prep Batch	Analytical Batch
Run #1 ^a	1B125789.D	1	12/18/20 14:06	BK	n/a	n/a	V1B6107
Run #2							

Run #	Purge Volume
Run #1	5.0 ml
Run #2	

VOA List

CAS No.	Compound	Result	RL	MDL	Units	Q
67-64-1	Acetone	ND	5.0	2.5	ug/l	
78-93-3	2-Butanone	ND	5.0	0.43	ug/l	
71-43-2	Benzene	ND	0.50	0.16	ug/l	
108-86-1	Bromobenzene	ND	0.50	0.12	ug/l	
74-97-5	Bromochloromethane	ND	0.50	0.17	ug/l	
75-27-4	Bromodichloromethane	ND	0.50	0.13	ug/l	
75-25-2	Bromoform	ND	0.50	0.27	ug/l	
74-83-9	Bromomethane	ND	0.50	0.18	ug/l	
104-51-8	n-Butylbenzene	ND	0.50	0.068	ug/l	
135-98-8	sec-Butylbenzene	ND	0.50	0.43	ug/l	
98-06-6	tert-Butylbenzene	ND	0.50	0.057	ug/l	
75-15-0	Carbon disulfide	ND	0.50	0.18	ug/l	
108-90-7	Chlorobenzene	ND	0.50	0.093	ug/l	
75-00-3	Chloroethane	ND	0.50	0.080	ug/l	
67-66-3	Chloroform	ND	0.50	0.17	ug/l	
74-87-3	Chloromethane	ND	0.50	0.13	ug/l	
95-49-8	o-Chlorotoluene	ND	0.50	0.098	ug/l	
106-43-4	p-Chlorotoluene	ND	0.50	0.075	ug/l	
56-23-5	Carbon tetrachloride	ND	0.50	0.24	ug/l	
75-34-3	1,1-Dichloroethane	ND	0.50	0.22	ug/l	
75-35-4	1,1-Dichloroethylene	ND	0.50	0.19	ug/l	
563-58-6	1,1-Dichloropropene	ND	0.50	0.14	ug/l	
96-12-8	1,2-Dibromo-3-chloropropane	ND	1.0	0.14	ug/l	
106-93-4	1,2-Dibromoethane	ND	0.50	0.15	ug/l	
107-06-2	1,2-Dichloroethane	ND	0.50	0.18	ug/l	
78-87-5	1,2-Dichloropropane	ND	0.50	0.19	ug/l	
142-28-9	1,3-Dichloropropane	ND	0.50	0.17	ug/l	
594-20-7	2,2-Dichloropropane	ND	0.50	0.31	ug/l	
124-48-1	Dibromochloromethane	ND	0.50	0.14	ug/l	
74-95-3	Dibromomethane	ND	0.50	0.23	ug/l	
75-71-8	Dichlorodifluoromethane	ND	0.50	0.40	ug/l	
541-73-1	m-Dichlorobenzene	ND	0.50	0.14	ug/l	

ND = Not detected

MDL = Method Detection Limit

J = Indicates an estimated value

RL = Reporting Limit

B = Indicates analyte found in associated method blank

E = Indicates value exceeds calibration range

N = Indicates presumptive evidence of a compound

Report of Analysis

Client Sample ID:	RW-7932AND-120820	Date Sampled:	12/08/20
Lab Sample ID:	JD17456-1	Date Received:	12/09/20
Matrix:	AQ - Ground Water	Percent Solids:	n/a
Method:	EPA 524.2 REV 4.1		
Project:	Kop-Flex, Hanover, VA		

VOA List

CAS No.	Compound	Result	RL	MDL	Units	Q
95-50-1	o-Dichlorobenzene	ND	0.50	0.14	ug/l	
106-46-7	p-Dichlorobenzene	ND	0.50	0.10	ug/l	
156-60-5	trans-1,2-Dichloroethylene	ND	0.50	0.21	ug/l	
156-59-2	cis-1,2-Dichloroethylene	ND	0.50	0.14	ug/l	
10061-02-6	trans-1,3-Dichloropropene	ND	0.50	0.18	ug/l	
10061-01-5	cis-1,3-Dichloropropene	ND	0.50	0.16	ug/l	
100-41-4	Ethylbenzene	ND	0.50	0.076	ug/l	
87-68-3	Hexachlorobutadiene	ND	0.50	0.13	ug/l	
591-78-6	2-Hexanone	ND	2.0	0.24	ug/l	
98-82-8	Isopropylbenzene	ND	0.50	0.054	ug/l	
99-87-6	p-Isopropyltoluene	ND	0.50	0.43	ug/l	
75-09-2	Methylene chloride	ND	0.50	0.37	ug/l	
1634-04-4	Methyl Tert Butyl Ether	ND	0.50	0.11	ug/l	
108-10-1	4-Methyl-2-pentanone	ND	2.0	0.22	ug/l	
91-20-3	Naphthalene	ND	0.50	0.28	ug/l	
103-65-1	n-Propylbenzene	ND	0.50	0.066	ug/l	
100-42-5	Styrene	ND	0.50	0.069	ug/l	
630-20-6	1,1,1,2-Tetrachloroethane	ND	0.50	0.20	ug/l	
71-55-6	1,1,1-Trichloroethane	ND	0.50	0.22	ug/l	
79-34-5	1,1,2,2-Tetrachloroethane	ND	0.50	0.13	ug/l	
79-00-5	1,1,2-Trichloroethane	ND	0.50	0.19	ug/l	
87-61-6	1,2,3-Trichlorobenzene	ND	0.50	0.091	ug/l	
96-18-4	1,2,3-Trichloropropane	ND	0.50	0.13	ug/l	
120-82-1	1,2,4-Trichlorobenzene	ND	0.50	0.055	ug/l	
95-63-6	1,2,4-Trimethylbenzene	ND	0.50	0.40	ug/l	
108-67-8	1,3,5-Trimethylbenzene	ND	0.50	0.057	ug/l	
127-18-4	Tetrachloroethylene	ND	0.50	0.23	ug/l	
108-88-3	Toluene	ND	0.50	0.11	ug/l	
79-01-6	Trichloroethylene	ND	0.50	0.20	ug/l	
75-69-4	Trichlorofluoromethane	ND	1.0	0.19	ug/l	
75-01-4	Vinyl chloride	ND	0.50	0.15	ug/l	
	m,p-Xylene	ND	0.50	0.14	ug/l	
95-47-6	o-Xylene	ND	0.50	0.076	ug/l	
1330-20-7	Xylenes (total)	ND	0.50	0.076	ug/l	

CAS No.	Surrogate Recoveries	Run# 1	Run# 2	Limits
2199-69-1	1,2-Dichlorobenzene-d4	97%		70-130%
460-00-4	4-Bromofluorobenzene	95%		70-130%

ND = Not detected

MDL = Method Detection Limit

J = Indicates an estimated value

RL = Reporting Limit

B = Indicates analyte found in associated method blank

E = Indicates value exceeds calibration range

N = Indicates presumptive evidence of a compound

Report of Analysis

Client Sample ID: RW-7932AND-120820	
Lab Sample ID: JD17456-1	Date Sampled: 12/08/20
Matrix: AQ - Ground Water	Date Received: 12/09/20
Method: EPA 524.2 REV 4.1	Percent Solids: n/a
Project: Kop-Flex, Hanover, VA	

VOA List

CAS No.	Compound	Result	RL	MDL	Units	Q
---------	----------	--------	----	-----	-------	---

(a) EPA 524.2 is not a certified method for non-potable water samples.

ND = Not detected MDL = Method Detection Limit
 RL = Reporting Limit
 E = Indicates value exceeds calibration range

J = Indicates an estimated value
 B = Indicates analyte found in associated method blank
 N = Indicates presumptive evidence of a compound

Report of Analysis

3.1
3

Client Sample ID: RW-7932AND-120820 Lab Sample ID: JD17456-1 Matrix: AQ - Ground Water Method: SW846 8270E BY SIM SW846 3510C Project: Kop-Flex, Hanover, VA	Date Sampled: 12/08/20 Date Received: 12/09/20 Percent Solids: n/a
---	---

Run #	File ID	DF	Analyzed	By	Prep Date	Prep Batch	Analytical Batch
Run #1	4M97783.D	1	12/16/20 11:29	CS	12/14/20 07:00	OP31009A	E4M4518
Run #2							

Run #	Initial Volume	Final Volume
Run #1	1000 ml	1.0 ml
Run #2		

CAS No.	Compound	Result	RL	MDL	Units	Q
123-91-1	1,4-Dioxane	ND	0.10	0.050	ug/l	
CAS No.	Surrogate Recoveries	Run# 1	Run# 2	Limits		
4165-60-0	Nitrobenzene-d5	81%		29-124%		
321-60-8	2-Fluorobiphenyl	66%		23-122%		
1718-51-0	Terphenyl-d14	73%		22-130%		

ND = Not detected RL = Reporting Limit E = Indicates value exceeds calibration range	MDL = Method Detection Limit J = Indicates an estimated value B = Indicates analyte found in associated method blank N = Indicates presumptive evidence of a compound
--	--

Report of Analysis

Client Sample ID:	RW-7932AND-120820-F	Date Sampled:	12/08/20
Lab Sample ID:	JD17456-2	Date Received:	12/09/20
Matrix:	AQ - Ground Water	Percent Solids:	n/a
Method:	EPA 524.2 REV 4.1		
Project:	Kop-Flex, Hanover, VA		

Run #	File ID	DF	Analyzed	By	Prep Date	Prep Batch	Analytical Batch
Run #1 ^a	1B125716.D	1	12/15/20 00:40	BK	n/a	n/a	V1B6104
Run #2							

Run #	Purge Volume
Run #1	5.0 ml
Run #2	

VOA List

CAS No.	Compound	Result	RL	MDL	Units	Q
67-64-1	Acetone ^b	ND	5.0	2.5	ug/l	
78-93-3	2-Butanone	ND	5.0	0.43	ug/l	
71-43-2	Benzene	ND	0.50	0.16	ug/l	
108-86-1	Bromobenzene	ND	0.50	0.12	ug/l	
74-97-5	Bromochloromethane	ND	0.50	0.17	ug/l	
75-27-4	Bromodichloromethane	ND	0.50	0.13	ug/l	
75-25-2	Bromoform	ND	0.50	0.27	ug/l	
74-83-9	Bromomethane ^c	ND	0.50	0.18	ug/l	
104-51-8	n-Butylbenzene	ND	0.50	0.068	ug/l	
135-98-8	sec-Butylbenzene	ND	0.50	0.43	ug/l	
98-06-6	tert-Butylbenzene	ND	0.50	0.057	ug/l	
75-15-0	Carbon disulfide	ND	0.50	0.18	ug/l	
108-90-7	Chlorobenzene	ND	0.50	0.093	ug/l	
75-00-3	Chloroethane ^b	ND	0.50	0.080	ug/l	
67-66-3	Chloroform	ND	0.50	0.17	ug/l	
74-87-3	Chloromethane ^b	ND	0.50	0.13	ug/l	
95-49-8	o-Chlorotoluene	ND	0.50	0.098	ug/l	
106-43-4	p-Chlorotoluene	ND	0.50	0.075	ug/l	
56-23-5	Carbon tetrachloride	ND	0.50	0.24	ug/l	
75-34-3	1,1-Dichloroethane	ND	0.50	0.22	ug/l	
75-35-4	1,1-Dichloroethylene	ND	0.50	0.19	ug/l	
563-58-6	1,1-Dichloropropene	ND	0.50	0.14	ug/l	
96-12-8	1,2-Dibromo-3-chloropropane	ND	1.0	0.14	ug/l	
106-93-4	1,2-Dibromoethane	ND	0.50	0.15	ug/l	
107-06-2	1,2-Dichloroethane	ND	0.50	0.18	ug/l	
78-87-5	1,2-Dichloropropane	ND	0.50	0.19	ug/l	
142-28-9	1,3-Dichloropropane	ND	0.50	0.17	ug/l	
594-20-7	2,2-Dichloropropane	ND	0.50	0.31	ug/l	
124-48-1	Dibromochloromethane	ND	0.50	0.14	ug/l	
74-95-3	Dibromomethane	ND	0.50	0.23	ug/l	
75-71-8	Dichlorodifluoromethane	ND	0.50	0.40	ug/l	
541-73-1	m-Dichlorobenzene	ND	0.50	0.14	ug/l	

ND = Not detected

MDL = Method Detection Limit

J = Indicates an estimated value

RL = Reporting Limit

B = Indicates analyte found in associated method blank

E = Indicates value exceeds calibration range

N = Indicates presumptive evidence of a compound

Report of Analysis

Client Sample ID:	RW-7932AND-120820-F	Date Sampled:	12/08/20
Lab Sample ID:	JD17456-2	Date Received:	12/09/20
Matrix:	AQ - Ground Water	Percent Solids:	n/a
Method:	EPA 524.2 REV 4.1		
Project:	Kop-Flex, Hanover, VA		

VOA List

CAS No.	Compound	Result	RL	MDL	Units	Q
95-50-1	o-Dichlorobenzene	ND	0.50	0.14	ug/l	
106-46-7	p-Dichlorobenzene	ND	0.50	0.10	ug/l	
156-60-5	trans-1,2-Dichloroethylene	ND	0.50	0.21	ug/l	
156-59-2	cis-1,2-Dichloroethylene	ND	0.50	0.14	ug/l	
10061-02-6	trans-1,3-Dichloropropene	ND	0.50	0.18	ug/l	
10061-01-5	cis-1,3-Dichloropropene	ND	0.50	0.16	ug/l	
100-41-4	Ethylbenzene	ND	0.50	0.076	ug/l	
87-68-3	Hexachlorobutadiene	ND	0.50	0.13	ug/l	
591-78-6	2-Hexanone	ND	2.0	0.24	ug/l	
98-82-8	Isopropylbenzene	ND	0.50	0.054	ug/l	
99-87-6	p-Isopropyltoluene	ND	0.50	0.43	ug/l	
75-09-2	Methylene chloride	ND	0.50	0.37	ug/l	
1634-04-4	Methyl Tert Butyl Ether	ND	0.50	0.11	ug/l	
108-10-1	4-Methyl-2-pentanone	ND	2.0	0.22	ug/l	
91-20-3	Naphthalene	ND	0.50	0.28	ug/l	
103-65-1	n-Propylbenzene	ND	0.50	0.066	ug/l	
100-42-5	Styrene	ND	0.50	0.069	ug/l	
630-20-6	1,1,1,2-Tetrachloroethane	ND	0.50	0.20	ug/l	
71-55-6	1,1,1-Trichloroethane	ND	0.50	0.22	ug/l	
79-34-5	1,1,2,2-Tetrachloroethane	ND	0.50	0.13	ug/l	
79-00-5	1,1,2-Trichloroethane	ND	0.50	0.19	ug/l	
87-61-6	1,2,3-Trichlorobenzene	ND	0.50	0.091	ug/l	
96-18-4	1,2,3-Trichloropropane	ND	0.50	0.13	ug/l	
120-82-1	1,2,4-Trichlorobenzene	ND	0.50	0.055	ug/l	
95-63-6	1,2,4-Trimethylbenzene	ND	0.50	0.40	ug/l	
108-67-8	1,3,5-Trimethylbenzene	ND	0.50	0.057	ug/l	
127-18-4	Tetrachloroethylene	ND	0.50	0.23	ug/l	
108-88-3	Toluene	ND	0.50	0.11	ug/l	
79-01-6	Trichloroethylene	ND	0.50	0.20	ug/l	
75-69-4	Trichlorofluoromethane	ND	1.0	0.19	ug/l	
75-01-4	Vinyl chloride ^b	ND	0.50	0.15	ug/l	
	m,p-Xylene	ND	0.50	0.14	ug/l	
95-47-6	o-Xylene	ND	0.50	0.076	ug/l	
1330-20-7	Xylenes (total)	ND	0.50	0.076	ug/l	

CAS No.	Surrogate Recoveries	Run# 1	Run# 2	Limits
2199-69-1	1,2-Dichlorobenzene-d4	79%		70-130%
460-00-4	4-Bromofluorobenzene	71%		70-130%

ND = Not detected

MDL = Method Detection Limit

J = Indicates an estimated value

RL = Reporting Limit

B = Indicates analyte found in associated method blank

E = Indicates value exceeds calibration range

N = Indicates presumptive evidence of a compound

Report of Analysis

Client Sample ID: RW-7932AND-120820-F	
Lab Sample ID: JD17456-2	Date Sampled: 12/08/20
Matrix: AQ - Ground Water	Date Received: 12/09/20
Method: EPA 524.2 REV 4.1	Percent Solids: n/a
Project: Kop-Flex, Hanover, VA	

VOA List

CAS No.	Compound	Result	RL	MDL	Units	Q
---------	----------	--------	----	-----	-------	---

- (a) EPA 524.2 is not a certified method for non-potable water samples.
- (b) Associated CCV outside of control limits high, sample was ND. This compound in blank spike is outside in house QC limits bias high.
- (c) This compound in blank spike is outside in house QC limits bias high.

ND = Not detected	MDL = Method Detection Limit	J = Indicates an estimated value
RL = Reporting Limit		B = Indicates analyte found in associated method blank
E = Indicates value exceeds calibration range		N = Indicates presumptive evidence of a compound

Report of Analysis

32
3

Client Sample ID: RW-7932AND-120820-F Lab Sample ID: JD17456-2 Matrix: AQ - Ground Water Method: SW846 8270E BY SIM SW846 3510C Project: Kop-Flex, Hanover, VA	Date Sampled: 12/08/20 Date Received: 12/09/20 Percent Solids: n/a
---	---

Run #	File ID	DF	Analyzed	By	Prep Date	Prep Batch	Analytical Batch
Run #1	4M97784.D	1	12/16/20 11:50	CS	12/14/20 07:00	OP31009A	E4M4518
Run #2							

Run #	Initial Volume	Final Volume
Run #1	1000 ml	1.0 ml
Run #2		

CAS No.	Compound	Result	RL	MDL	Units	Q
123-91-1	1,4-Dioxane	ND	0.10	0.050	ug/l	
CAS No.	Surrogate Recoveries	Run# 1	Run# 2	Limits		
4165-60-0	Nitrobenzene-d5	80%		29-124%		
321-60-8	2-Fluorobiphenyl	67%		23-122%		
1718-51-0	Terphenyl-d14	75%		22-130%		

ND = Not detected RL = Reporting Limit E = Indicates value exceeds calibration range	MDL = Method Detection Limit J = Indicates an estimated value B = Indicates analyte found in associated method blank N = Indicates presumptive evidence of a compound
--	--

Report of Analysis

Client Sample ID:	TRIP BLANK	Date Sampled:	12/08/20
Lab Sample ID:	JD17456-3	Date Received:	12/09/20
Matrix:	AQ - Trip Blank Water	Percent Solids:	n/a
Method:	EPA 524.2 REV 4.1		
Project:	Kop-Flex, Hanover, VA		

Run #	File ID	DF	Analyzed	By	Prep Date	Prep Batch	Analytical Batch
Run #1 ^a	1B125793.D	1	12/18/20 16:10	BK	n/a	n/a	V1B6107
Run #2							

Run #	Purge Volume
Run #1	5.0 ml
Run #2	

VOA List

CAS No.	Compound	Result	RL	MDL	Units	Q
67-64-1	Acetone	ND	5.0	2.5	ug/l	
78-93-3	2-Butanone	ND	5.0	0.43	ug/l	
71-43-2	Benzene	ND	0.50	0.16	ug/l	
108-86-1	Bromobenzene	ND	0.50	0.12	ug/l	
74-97-5	Bromochloromethane	ND	0.50	0.17	ug/l	
75-27-4	Bromodichloromethane	ND	0.50	0.13	ug/l	
75-25-2	Bromoform	ND	0.50	0.27	ug/l	
74-83-9	Bromomethane	ND	0.50	0.18	ug/l	
104-51-8	n-Butylbenzene	ND	0.50	0.068	ug/l	
135-98-8	sec-Butylbenzene	ND	0.50	0.43	ug/l	
98-06-6	tert-Butylbenzene	ND	0.50	0.057	ug/l	
75-15-0	Carbon disulfide	ND	0.50	0.18	ug/l	
108-90-7	Chlorobenzene	ND	0.50	0.093	ug/l	
75-00-3	Chloroethane	ND	0.50	0.080	ug/l	
67-66-3	Chloroform	ND	0.50	0.17	ug/l	
74-87-3	Chloromethane	ND	0.50	0.13	ug/l	
95-49-8	o-Chlorotoluene	ND	0.50	0.098	ug/l	
106-43-4	p-Chlorotoluene	ND	0.50	0.075	ug/l	
56-23-5	Carbon tetrachloride	ND	0.50	0.24	ug/l	
75-34-3	1,1-Dichloroethane	ND	0.50	0.22	ug/l	
75-35-4	1,1-Dichloroethylene	ND	0.50	0.19	ug/l	
563-58-6	1,1-Dichloropropene	ND	0.50	0.14	ug/l	
96-12-8	1,2-Dibromo-3-chloropropane	ND	1.0	0.14	ug/l	
106-93-4	1,2-Dibromoethane	ND	0.50	0.15	ug/l	
107-06-2	1,2-Dichloroethane	ND	0.50	0.18	ug/l	
78-87-5	1,2-Dichloropropane	ND	0.50	0.19	ug/l	
142-28-9	1,3-Dichloropropane	ND	0.50	0.17	ug/l	
594-20-7	2,2-Dichloropropane	ND	0.50	0.31	ug/l	
124-48-1	Dibromochloromethane	ND	0.50	0.14	ug/l	
74-95-3	Dibromomethane	ND	0.50	0.23	ug/l	
75-71-8	Dichlorodifluoromethane	ND	0.50	0.40	ug/l	
541-73-1	m-Dichlorobenzene	ND	0.50	0.14	ug/l	

ND = Not detected

MDL = Method Detection Limit

J = Indicates an estimated value

RL = Reporting Limit

B = Indicates analyte found in associated method blank

E = Indicates value exceeds calibration range

N = Indicates presumptive evidence of a compound

Report of Analysis

Client Sample ID:	TRIP BLANK	Date Sampled:	12/08/20
Lab Sample ID:	JD17456-3	Date Received:	12/09/20
Matrix:	AQ - Trip Blank Water	Percent Solids:	n/a
Method:	EPA 524.2 REV 4.1		
Project:	Kop-Flex, Hanover, VA		

VOA List

CAS No.	Compound	Result	RL	MDL	Units	Q
95-50-1	o-Dichlorobenzene	ND	0.50	0.14	ug/l	
106-46-7	p-Dichlorobenzene	ND	0.50	0.10	ug/l	
156-60-5	trans-1,2-Dichloroethylene	ND	0.50	0.21	ug/l	
156-59-2	cis-1,2-Dichloroethylene	ND	0.50	0.14	ug/l	
10061-02-6	trans-1,3-Dichloropropene	ND	0.50	0.18	ug/l	
10061-01-5	cis-1,3-Dichloropropene	ND	0.50	0.16	ug/l	
100-41-4	Ethylbenzene	ND	0.50	0.076	ug/l	
87-68-3	Hexachlorobutadiene	ND	0.50	0.13	ug/l	
591-78-6	2-Hexanone	ND	2.0	0.24	ug/l	
98-82-8	Isopropylbenzene	ND	0.50	0.054	ug/l	
99-87-6	p-Isopropyltoluene	ND	0.50	0.43	ug/l	
75-09-2	Methylene chloride	ND	0.50	0.37	ug/l	
1634-04-4	Methyl Tert Butyl Ether	ND	0.50	0.11	ug/l	
108-10-1	4-Methyl-2-pentanone	ND	2.0	0.22	ug/l	
91-20-3	Naphthalene	ND	0.50	0.28	ug/l	
103-65-1	n-Propylbenzene	ND	0.50	0.066	ug/l	
100-42-5	Styrene	ND	0.50	0.069	ug/l	
630-20-6	1,1,1,2-Tetrachloroethane	ND	0.50	0.20	ug/l	
71-55-6	1,1,1-Trichloroethane	ND	0.50	0.22	ug/l	
79-34-5	1,1,2,2-Tetrachloroethane	ND	0.50	0.13	ug/l	
79-00-5	1,1,2-Trichloroethane	ND	0.50	0.19	ug/l	
87-61-6	1,2,3-Trichlorobenzene	ND	0.50	0.091	ug/l	
96-18-4	1,2,3-Trichloropropane	ND	0.50	0.13	ug/l	
120-82-1	1,2,4-Trichlorobenzene	ND	0.50	0.055	ug/l	
95-63-6	1,2,4-Trimethylbenzene	ND	0.50	0.40	ug/l	
108-67-8	1,3,5-Trimethylbenzene	ND	0.50	0.057	ug/l	
127-18-4	Tetrachloroethylene	ND	0.50	0.23	ug/l	
108-88-3	Toluene	ND	0.50	0.11	ug/l	
79-01-6	Trichloroethylene	ND	0.50	0.20	ug/l	
75-69-4	Trichlorofluoromethane	ND	1.0	0.19	ug/l	
75-01-4	Vinyl chloride	ND	0.50	0.15	ug/l	
	m,p-Xylene	ND	0.50	0.14	ug/l	
95-47-6	o-Xylene	ND	0.50	0.076	ug/l	
1330-20-7	Xylenes (total)	ND	0.50	0.076	ug/l	

CAS No.	Surrogate Recoveries	Run# 1	Run# 2	Limits
2199-69-1	1,2-Dichlorobenzene-d4	97%		70-130%
460-00-4	4-Bromofluorobenzene	97%		70-130%

ND = Not detected

MDL = Method Detection Limit

J = Indicates an estimated value

RL = Reporting Limit

B = Indicates analyte found in associated method blank

E = Indicates value exceeds calibration range

N = Indicates presumptive evidence of a compound

Report of Analysis

Client Sample ID: TRIP BLANK	
Lab Sample ID: JD17456-3	Date Sampled: 12/08/20
Matrix: AQ - Trip Blank Water	Date Received: 12/09/20
Method: EPA 524.2 REV 4.1	Percent Solids: n/a
Project: Kop-Flex, Hanover, VA	

VOA List

CAS No.	Compound	Result	RL	MDL	Units	Q
---------	----------	--------	----	-----	-------	---

(a) EPA 524.2 is not a certified method for non-potable water samples.

ND = Not detected MDL = Method Detection Limit
 RL = Reporting Limit

J = Indicates an estimated value
 B = Indicates analyte found in associated method blank
 N = Indicates presumptive evidence of a compound

Misc. Forms

Custody Documents and Other Forms

Includes the following where applicable:

- Chain of Custody

WW1 TB


CHAIN-OF-CUSTODY RECORD

8127 8179 5188

MB-11620-22

WSP USA Office Address 3530 DULLES TECHNOLOGY PL. STE 300 HERRINGTON VA 22171				Requested Analyses & Preservatives				No. 10576		WSP	
Project Name KOPflex		WSP USA Contact Name MOLLY LONG		Laboratory Name & Location SGS ACCUFEST		Laboratory Project Manager JD17456		Requested Turn-Around-Time <input checked="" type="checkbox"/> Standard <input type="checkbox"/> 24 HR <input type="checkbox"/> 48 HR <input type="checkbox"/> 72 HR <input type="checkbox"/> _____ HR		Sample Comments	
Project Location Hanover MD		WSP USA Contact E-mail MOLLY.LONG@wsp.com		Laboratory Project Manager TAMMY M.		Requested Turn-Around-Time					
Project Number & Task 31401545.011/1		WSP USA Contact Phone 703 709 6500		Requested Turn-Around-Time							
Sampler(s) Name(s) MOLLY LONG		Sampler(s) Signature(s) ML		Requested Turn-Around-Time							
Sample Identification		Matrix	Collection Start Date	Collection Start Time	Number of Containers	Requested Analyses & Preservatives					
RW-7932AND-120020		AQ	12/8/20	11:05	5	X	X			1	
RW-7932AND-120020-F		AQ	12/8/20	11:30	5	X	X			2 E42	
TRIP BLAK		Lab provided			2	X				3 V750	
Relinquished By (Signature) ML		Date 12/8/20	Time 17:00	Received By (Signature)		Date	Time	Shipment Method Fed ex	Tracking Number(s) 3127 8179 5188		
Relinquished By (Signature) fx		Date 12/9/20	Time 11:30	Received By (Signature)		Date	Time	Number of Packages 1	Custody Seal Number(s) 13243		

Number of Containers
VOC 524.2
1,4-DIOXANE - USEPA 82302
4 with SIMS



Assessment Label Verification MK 3A

2.4 CRP

SGS Sample Receipt Summary

Job Number: JD17456

Client: WSP

Project: KOP-FLEX, HANOVER, VA

Date / Time Received: 12/9/2020 11:30:00 AM

Delivery Method: _____

Airbill #'s: _____

Cooler Temps (Raw Measured) °C: Cooler 1: (2.4);

Cooler Temps (Corrected) °C: Cooler 1: (1.9);

<u>Cooler Security</u>	<u>Y</u>	<u>or</u>	<u>N</u>		<u>Y</u>	<u>or</u>	<u>N</u>
1. Custody Seals Present:	<input checked="" type="checkbox"/>		<input type="checkbox"/>	3. COC Present:	<input checked="" type="checkbox"/>		<input type="checkbox"/>
2. Custody Seals Intact:	<input checked="" type="checkbox"/>		<input type="checkbox"/>	4. Smpl Dates/Time OK	<input checked="" type="checkbox"/>		<input type="checkbox"/>

<u>Cooler Temperature</u>	<u>Y</u>	<u>or</u>	<u>N</u>
1. Temp criteria achieved:	<input checked="" type="checkbox"/>		<input type="checkbox"/>
2. Cooler temp verification:	IR Gun		
3. Cooler media:	Ice (Bag)		
4. No. Coolers:	1		

<u>Quality Control Preservation</u>	<u>Y</u>	<u>or</u>	<u>N</u>	<u>N/A</u>
1. Trip Blank present / cooler:	<input checked="" type="checkbox"/>		<input type="checkbox"/>	<input type="checkbox"/>
2. Trip Blank listed on COC:	<input checked="" type="checkbox"/>		<input type="checkbox"/>	<input type="checkbox"/>
3. Samples preserved properly:	<input checked="" type="checkbox"/>		<input type="checkbox"/>	<input type="checkbox"/>
4. VOCs headspace free:	<input checked="" type="checkbox"/>		<input type="checkbox"/>	<input type="checkbox"/>

<u>Sample Integrity - Documentation</u>	<u>Y</u>	<u>or</u>	<u>N</u>
1. Sample labels present on bottles:	<input checked="" type="checkbox"/>		<input type="checkbox"/>
2. Container labeling complete:	<input checked="" type="checkbox"/>		<input type="checkbox"/>
3. Sample container label / COC agree:	<input checked="" type="checkbox"/>		<input type="checkbox"/>

<u>Sample Integrity - Condition</u>	<u>Y</u>	<u>or</u>	<u>N</u>
1. Sample recvd within HT:	<input checked="" type="checkbox"/>		<input type="checkbox"/>
2. All containers accounted for:	<input checked="" type="checkbox"/>		<input type="checkbox"/>
3. Condition of sample:	Intact		

<u>Sample Integrity - Instructions</u>	<u>Y</u>	<u>or</u>	<u>N</u>	<u>N/A</u>
1. Analysis requested is clear:	<input checked="" type="checkbox"/>		<input type="checkbox"/>	
2. Bottles received for unspecified tests	<input type="checkbox"/>		<input checked="" type="checkbox"/>	
3. Sufficient volume recvd for analysis:	<input checked="" type="checkbox"/>		<input type="checkbox"/>	
4. Compositing instructions clear:	<input type="checkbox"/>		<input type="checkbox"/>	<input checked="" type="checkbox"/>
5. Filtering instructions clear:	<input type="checkbox"/>		<input type="checkbox"/>	<input checked="" type="checkbox"/>

Test Strip Lot #s:	pH 1-12: 212820	pH 12+: 203117A	Other: (Specify) _____
--------------------	-----------------	-----------------	------------------------

Comments

SM089-03
Rev. Date 12/7/17

JD17456: Chain of Custody

Page 2 of 2

4.1
4

MS Volatiles

5

QC Data Summaries

Includes the following where applicable:

- Method Blank Summaries
- Blank Spike Summaries
- Matrix Spike and Duplicate Summaries
- Instrument Performance Checks (BFB)
- Surrogate Recovery Summaries

Method Blank Summary

Job Number: JD17456
 Account: ESCVAR WSP Environment & Energy
 Project: Kop-Flex, Hanover, VA

Sample	File ID	DF	Analyzed	By	Prep Date	Prep Batch	Analytical Batch
V1B6104-MB	1B125702.D	1	12/14/20	BK	n/a	n/a	V1B6104

The QC reported here applies to the following samples:

Method: EPA 524.2 REV 4.1

JD17456-2

CAS No.	Compound	Result	RL	MDL	Units	Q
67-64-1	Acetone	ND	5.0	2.5	ug/l	
78-93-3	2-Butanone	ND	5.0	0.43	ug/l	
71-43-2	Benzene	ND	0.50	0.16	ug/l	
108-86-1	Bromobenzene	ND	0.50	0.12	ug/l	
74-97-5	Bromochloromethane	ND	0.50	0.17	ug/l	
75-27-4	Bromodichloromethane	ND	0.50	0.13	ug/l	
75-25-2	Bromoform	ND	0.50	0.27	ug/l	
74-83-9	Bromomethane	ND	0.50	0.18	ug/l	
104-51-8	n-Butylbenzene	ND	0.50	0.068	ug/l	
135-98-8	sec-Butylbenzene	ND	0.50	0.43	ug/l	
98-06-6	tert-Butylbenzene	ND	0.50	0.057	ug/l	
75-15-0	Carbon disulfide	ND	0.50	0.18	ug/l	
108-90-7	Chlorobenzene	ND	0.50	0.093	ug/l	
75-00-3	Chloroethane	ND	0.50	0.080	ug/l	
67-66-3	Chloroform	ND	0.50	0.17	ug/l	
74-87-3	Chloromethane	ND	0.50	0.13	ug/l	
95-49-8	o-Chlorotoluene	ND	0.50	0.098	ug/l	
106-43-4	p-Chlorotoluene	ND	0.50	0.075	ug/l	
56-23-5	Carbon tetrachloride	ND	0.50	0.24	ug/l	
75-34-3	1,1-Dichloroethane	ND	0.50	0.22	ug/l	
75-35-4	1,1-Dichloroethylene	ND	0.50	0.19	ug/l	
563-58-6	1,1-Dichloropropene	ND	0.50	0.14	ug/l	
96-12-8	1,2-Dibromo-3-chloropropane	ND	1.0	0.14	ug/l	
106-93-4	1,2-Dibromoethane	ND	0.50	0.15	ug/l	
107-06-2	1,2-Dichloroethane	ND	0.50	0.18	ug/l	
78-87-5	1,2-Dichloropropane	ND	0.50	0.19	ug/l	
142-28-9	1,3-Dichloropropane	ND	0.50	0.17	ug/l	
594-20-7	2,2-Dichloropropane	ND	0.50	0.31	ug/l	
124-48-1	Dibromochloromethane	ND	0.50	0.14	ug/l	
74-95-3	Dibromomethane	ND	0.50	0.23	ug/l	
75-71-8	Dichlorodifluoromethane	ND	0.50	0.40	ug/l	
541-73-1	m-Dichlorobenzene	ND	0.50	0.14	ug/l	
95-50-1	o-Dichlorobenzene	ND	0.50	0.14	ug/l	
106-46-7	p-Dichlorobenzene	ND	0.50	0.10	ug/l	
156-60-5	trans-1,2-Dichloroethylene	ND	0.50	0.21	ug/l	
156-59-2	cis-1,2-Dichloroethylene	ND	0.50	0.14	ug/l	

Method Blank Summary

Job Number: JD17456
 Account: ESCVAR WSP Environment & Energy
 Project: Kop-Flex, Hanover, VA

Sample	File ID	DF	Analyzed	By	Prep Date	Prep Batch	Analytical Batch
V1B6104-MB	1B125702.D	1	12/14/20	BK	n/a	n/a	V1B6104

The QC reported here applies to the following samples:

Method: EPA 524.2 REV 4.1

JD17456-2

CAS No.	Compound	Result	RL	MDL	Units	Q
10061-01-5	cis-1,3-Dichloropropene	ND	0.50	0.16	ug/l	
10061-02-6	trans-1,3-Dichloropropene	ND	0.50	0.18	ug/l	
100-41-4	Ethylbenzene	ND	0.50	0.076	ug/l	
87-68-3	Hexachlorobutadiene	ND	0.50	0.13	ug/l	
591-78-6	2-Hexanone	ND	2.0	0.24	ug/l	
98-82-8	Isopropylbenzene	ND	0.50	0.054	ug/l	
99-87-6	p-Isopropyltoluene	ND	0.50	0.43	ug/l	
75-09-2	Methylene chloride	ND	0.50	0.37	ug/l	
1634-04-4	Methyl Tert Butyl Ether	ND	0.50	0.11	ug/l	
108-10-1	4-Methyl-2-pentanone	ND	2.0	0.22	ug/l	
91-20-3	Naphthalene	ND	0.50	0.28	ug/l	
103-65-1	n-Propylbenzene	ND	0.50	0.066	ug/l	
100-42-5	Styrene	ND	0.50	0.069	ug/l	
630-20-6	1,1,1,2-Tetrachloroethane	ND	0.50	0.20	ug/l	
71-55-6	1,1,1-Trichloroethane	ND	0.50	0.22	ug/l	
79-34-5	1,1,2,2-Tetrachloroethane	ND	0.50	0.13	ug/l	
79-00-5	1,1,2-Trichloroethane	ND	0.50	0.19	ug/l	
87-61-6	1,2,3-Trichlorobenzene	ND	0.50	0.091	ug/l	
96-18-4	1,2,3-Trichloropropane	ND	0.50	0.13	ug/l	
120-82-1	1,2,4-Trichlorobenzene	ND	0.50	0.055	ug/l	
95-63-6	1,2,4-Trimethylbenzene	ND	0.50	0.40	ug/l	
108-67-8	1,3,5-Trimethylbenzene	ND	0.50	0.057	ug/l	
127-18-4	Tetrachloroethylene	ND	0.50	0.23	ug/l	
108-88-3	Toluene	ND	0.50	0.11	ug/l	
79-01-6	Trichloroethylene	ND	0.50	0.20	ug/l	
75-69-4	Trichlorofluoromethane	ND	1.0	0.19	ug/l	
75-01-4	Vinyl chloride	ND	0.50	0.15	ug/l	
	m,p-Xylene	ND	0.50	0.14	ug/l	
95-47-6	o-Xylene	ND	0.50	0.076	ug/l	
1330-20-7	Xylenes (total)	ND	0.50	0.076	ug/l	

CAS No.	Surrogate Recoveries	Limits	
2199-69-1	1,2-Dichlorobenzene-d4	80%	70-130%
460-00-4	4-Bromofluorobenzene	75%	70-130%

Method Blank Summary

Job Number: JD17456
Account: ESCVAR WSP Environment & Energy
Project: Kop-Flex, Hanover, VA

Sample	File ID	DF	Analyzed	By	Prep Date	Prep Batch	Analytical Batch
V1B6104-MB	1B125702.D	1	12/14/20	BK	n/a	n/a	V1B6104

The QC reported here applies to the following samples:

Method:

JD17456-2

CAS No.	Tentatively Identified Compounds	R.T.	Est. Conc.	Units	Q
	Total TIC, Volatile		0	ug/l	

5.1.1
5

Method Blank Summary

Job Number: JD17456
 Account: ESCVAR WSP Environment & Energy
 Project: Kop-Flex, Hanover, VA

Sample	File ID	DF	Analyzed	By	Prep Date	Prep Batch	Analytical Batch
V1B6107-MB	1B125787.D	1	12/18/20	BK	n/a	n/a	V1B6107

The QC reported here applies to the following samples:

Method: EPA 524.2 REV 4.1

JD17456-1, JD17456-3

CAS No.	Compound	Result	RL	MDL	Units	Q
67-64-1	Acetone	ND	5.0	2.5	ug/l	
78-93-3	2-Butanone	ND	5.0	0.43	ug/l	
71-43-2	Benzene	ND	0.50	0.16	ug/l	
108-86-1	Bromobenzene	ND	0.50	0.12	ug/l	
74-97-5	Bromochloromethane	ND	0.50	0.17	ug/l	
75-27-4	Bromodichloromethane	ND	0.50	0.13	ug/l	
75-25-2	Bromoform	ND	0.50	0.27	ug/l	
74-83-9	Bromomethane	ND	0.50	0.18	ug/l	
104-51-8	n-Butylbenzene	ND	0.50	0.068	ug/l	
135-98-8	sec-Butylbenzene	ND	0.50	0.43	ug/l	
98-06-6	tert-Butylbenzene	ND	0.50	0.057	ug/l	
75-15-0	Carbon disulfide	ND	0.50	0.18	ug/l	
108-90-7	Chlorobenzene	ND	0.50	0.093	ug/l	
75-00-3	Chloroethane	ND	0.50	0.080	ug/l	
67-66-3	Chloroform	ND	0.50	0.17	ug/l	
74-87-3	Chloromethane	ND	0.50	0.13	ug/l	
95-49-8	o-Chlorotoluene	ND	0.50	0.098	ug/l	
106-43-4	p-Chlorotoluene	ND	0.50	0.075	ug/l	
56-23-5	Carbon tetrachloride	ND	0.50	0.24	ug/l	
75-34-3	1,1-Dichloroethane	ND	0.50	0.22	ug/l	
75-35-4	1,1-Dichloroethylene	ND	0.50	0.19	ug/l	
563-58-6	1,1-Dichloropropene	ND	0.50	0.14	ug/l	
96-12-8	1,2-Dibromo-3-chloropropane	ND	1.0	0.14	ug/l	
106-93-4	1,2-Dibromoethane	ND	0.50	0.15	ug/l	
107-06-2	1,2-Dichloroethane	ND	0.50	0.18	ug/l	
78-87-5	1,2-Dichloropropane	ND	0.50	0.19	ug/l	
142-28-9	1,3-Dichloropropane	ND	0.50	0.17	ug/l	
594-20-7	2,2-Dichloropropane	ND	0.50	0.31	ug/l	
124-48-1	Dibromochloromethane	ND	0.50	0.14	ug/l	
74-95-3	Dibromomethane	ND	0.50	0.23	ug/l	
75-71-8	Dichlorodifluoromethane	ND	0.50	0.40	ug/l	
541-73-1	m-Dichlorobenzene	ND	0.50	0.14	ug/l	
95-50-1	o-Dichlorobenzene	ND	0.50	0.14	ug/l	
106-46-7	p-Dichlorobenzene	ND	0.50	0.10	ug/l	
156-60-5	trans-1,2-Dichloroethylene	ND	0.50	0.21	ug/l	
156-59-2	cis-1,2-Dichloroethylene	ND	0.50	0.14	ug/l	

Method Blank Summary

Job Number: JD17456
 Account: ESCVAR WSP Environment & Energy
 Project: Kop-Flex, Hanover, VA

Sample	File ID	DF	Analyzed	By	Prep Date	Prep Batch	Analytical Batch
V1B6107-MB	1B125787.D	1	12/18/20	BK	n/a	n/a	V1B6107

The QC reported here applies to the following samples:

Method: EPA 524.2 REV 4.1

JD17456-1, JD17456-3

CAS No.	Compound	Result	RL	MDL	Units	Q
10061-01-5	cis-1,3-Dichloropropene	ND	0.50	0.16	ug/l	
10061-02-6	trans-1,3-Dichloropropene	ND	0.50	0.18	ug/l	
100-41-4	Ethylbenzene	ND	0.50	0.076	ug/l	
87-68-3	Hexachlorobutadiene	ND	0.50	0.13	ug/l	
591-78-6	2-Hexanone	ND	2.0	0.24	ug/l	
98-82-8	Isopropylbenzene	ND	0.50	0.054	ug/l	
99-87-6	p-Isopropyltoluene	ND	0.50	0.43	ug/l	
75-09-2	Methylene chloride	ND	0.50	0.37	ug/l	
1634-04-4	Methyl Tert Butyl Ether	ND	0.50	0.11	ug/l	
108-10-1	4-Methyl-2-pentanone	ND	2.0	0.22	ug/l	
91-20-3	Naphthalene	ND	0.50	0.28	ug/l	
103-65-1	n-Propylbenzene	ND	0.50	0.066	ug/l	
100-42-5	Styrene	ND	0.50	0.069	ug/l	
630-20-6	1,1,1,2-Tetrachloroethane	ND	0.50	0.20	ug/l	
71-55-6	1,1,1-Trichloroethane	ND	0.50	0.22	ug/l	
79-34-5	1,1,2,2-Tetrachloroethane	ND	0.50	0.13	ug/l	
79-00-5	1,1,2-Trichloroethane	ND	0.50	0.19	ug/l	
87-61-6	1,2,3-Trichlorobenzene	ND	0.50	0.091	ug/l	
96-18-4	1,2,3-Trichloropropane	ND	0.50	0.13	ug/l	
120-82-1	1,2,4-Trichlorobenzene	ND	0.50	0.055	ug/l	
95-63-6	1,2,4-Trimethylbenzene	ND	0.50	0.40	ug/l	
108-67-8	1,3,5-Trimethylbenzene	ND	0.50	0.057	ug/l	
127-18-4	Tetrachloroethylene	ND	0.50	0.23	ug/l	
108-88-3	Toluene	ND	0.50	0.11	ug/l	
79-01-6	Trichloroethylene	ND	0.50	0.20	ug/l	
75-69-4	Trichlorofluoromethane	ND	1.0	0.19	ug/l	
75-01-4	Vinyl chloride	ND	0.50	0.15	ug/l	
	m,p-Xylene	ND	0.50	0.14	ug/l	
95-47-6	o-Xylene	ND	0.50	0.076	ug/l	
1330-20-7	Xylenes (total)	ND	0.50	0.076	ug/l	

CAS No.	Surrogate Recoveries	Limits	
2199-69-1	1,2-Dichlorobenzene-d4	97%	70-130%
460-00-4	4-Bromofluorobenzene	97%	70-130%

5.1.2
5

Blank Spike Summary

Job Number: JD17456
 Account: ESCVAR WSP Environment & Energy
 Project: Kop-Flex, Hanover, VA

Sample	File ID	DF	Analyzed	By	Prep Date	Prep Batch	Analytical Batch
V1B6104-BS	1B125701.D	1	12/14/20	BK	n/a	n/a	V1B6104

The QC reported here applies to the following samples:

Method: EPA 524.2 REV 4.1

JD17456-2

CAS No.	Compound	Spike ug/l	BSP ug/l	BSP %	Limits
67-64-1	Acetone	20	27.2	136* a	70-130
78-93-3	2-Butanone	20	21.7	109	70-130
71-43-2	Benzene	5	5.4	108	70-130
108-86-1	Bromobenzene	5	4.7	94	70-130
74-97-5	Bromochloromethane	5	5.5	110	70-130
75-27-4	Bromodichloromethane	5	5.4	108	70-130
75-25-2	Bromoform	5	4.8	96	70-130
74-83-9	Bromomethane	5	6.6	132* a	70-130
104-51-8	n-Butylbenzene	5	4.4	88	70-130
135-98-8	sec-Butylbenzene	5	4.6	92	70-130
98-06-6	tert-Butylbenzene	5	4.3	86	70-130
75-15-0	Carbon disulfide	5	5.0	100	70-130
108-90-7	Chlorobenzene	5	4.9	98	70-130
75-00-3	Chloroethane	5	7.2	144* a	70-130
67-66-3	Chloroform	5	5.5	110	70-130
74-87-3	Chloromethane	5	7.0	140* a	70-130
95-49-8	o-Chlorotoluene	5	4.6	92	70-130
106-43-4	p-Chlorotoluene	5	4.6	92	70-130
56-23-5	Carbon tetrachloride	5	5.6	112	70-130
75-34-3	1,1-Dichloroethane	5	5.6	112	70-130
75-35-4	1,1-Dichloroethylene	5	5.6	112	70-130
563-58-6	1,1-Dichloropropene	5	5.2	104	70-130
96-12-8	1,2-Dibromo-3-chloropropane	5	4.7	94	70-130
106-93-4	1,2-Dibromoethane	5	5.3	106	70-130
107-06-2	1,2-Dichloroethane	5	6.1	122	70-130
78-87-5	1,2-Dichloropropane	5	5.2	104	70-130
142-28-9	1,3-Dichloropropane	5	5.3	106	70-130
594-20-7	2,2-Dichloropropane	5	6.0	120	70-130
124-48-1	Dibromochloromethane	5	5.1	102	70-130
74-95-3	Dibromomethane	5	5.6	112	70-130
75-71-8	Dichlorodifluoromethane	5	6.3	126	70-130
541-73-1	m-Dichlorobenzene	5	4.6	92	70-130
95-50-1	o-Dichlorobenzene	5	4.6	92	70-130
106-46-7	p-Dichlorobenzene	5	4.7	94	70-130
156-60-5	trans-1,2-Dichloroethylene	5	5.0	100	70-130
156-59-2	cis-1,2-Dichloroethylene	5	5.3	106	70-130

* = Outside of Control Limits.

5.2.1
5

Blank Spike Summary

Job Number: JD17456
 Account: ESCVAR WSP Environment & Energy
 Project: Kop-Flex, Hanover, VA

Sample	File ID	DF	Analyzed	By	Prep Date	Prep Batch	Analytical Batch
V1B6104-BS	1B125701.D	1	12/14/20	BK	n/a	n/a	V1B6104

The QC reported here applies to the following samples:

Method: EPA 524.2 REV 4.1

JD17456-2

CAS No.	Compound	Spike ug/l	BSP ug/l	BSP %	Limits
10061-01-5	cis-1,3-Dichloropropene	5	4.9	98	70-130
10061-02-6	trans-1,3-Dichloropropene	5	5.2	104	70-130
100-41-4	Ethylbenzene	5	4.8	96	70-130
87-68-3	Hexachlorobutadiene	5	3.9	78	70-130
591-78-6	2-Hexanone	20	21.5	108	70-130
98-82-8	Isopropylbenzene	5	4.6	92	70-130
99-87-6	p-Isopropyltoluene	5	4.4	88	70-130
75-09-2	Methylene chloride	5	5.0	100	70-130
1634-04-4	Methyl Tert Butyl Ether	5	4.7	94	70-130
108-10-1	4-Methyl-2-pentanone	20	22.2	111	70-130
91-20-3	Naphthalene	5	3.9	78	70-130
103-65-1	n-Propylbenzene	5	4.6	92	70-130
100-42-5	Styrene	5	4.7	94	70-130
630-20-6	1,1,1,2-Tetrachloroethane	5	5.0	100	70-130
71-55-6	1,1,1-Trichloroethane	5	5.4	108	70-130
79-34-5	1,1,2,2-Tetrachloroethane	5	5.2	104	70-130
79-00-5	1,1,2-Trichloroethane	5	5.3	106	70-130
87-61-6	1,2,3-Trichlorobenzene	5	4.0	80	70-130
96-18-4	1,2,3-Trichloropropane	5	5.2	104	70-130
120-82-1	1,2,4-Trichlorobenzene	5	3.9	78	70-130
95-63-6	1,2,4-Trimethylbenzene	5	4.5	90	70-130
108-67-8	1,3,5-Trimethylbenzene	5	4.5	90	70-130
127-18-4	Tetrachloroethylene	5	5.0	100	70-130
108-88-3	Toluene	5	4.7	94	70-130
79-01-6	Trichloroethylene	5	5.2	104	70-130
75-69-4	Trichlorofluoromethane	5	6.1	122	70-130
75-01-4	Vinyl chloride	5	7.0	140* a	70-130
	m,p-Xylene	10	9.3	93	70-130
95-47-6	o-Xylene	5	4.6	92	70-130
1330-20-7	Xylenes (total)	15	14.0	93	70-130

CAS No.	Surrogate Recoveries	BSP	Limits
2199-69-1	1,2-Dichlorobenzene-d4	89%	70-130%
460-00-4	4-Bromofluorobenzene	87%	70-130%

* = Outside of Control Limits.

Blank Spike Summary

Job Number: JD17456
Account: ESCVAR WSP Environment & Energy
Project: Kop-Flex, Hanover, VA

Sample	File ID	DF	Analyzed	By	Prep Date	Prep Batch	Analytical Batch
V1B6104-BS	1B125701.D	1	12/14/20	BK	n/a	n/a	V1B6104

The QC reported here applies to the following samples:

Method: EPA 524.2 REV 4.1

JD17456-2

(a) High percent recovery and no associated positive reported in the QC batch.

* = Outside of Control Limits.

Blank Spike Summary

Job Number: JD17456
 Account: ESCVAR WSP Environment & Energy
 Project: Kop-Flex, Hanover, VA

Sample	File ID	DF	Analyzed	By	Prep Date	Prep Batch	Analytical Batch
V1B6107-BS	1B125786.D	1	12/18/20	BK	n/a	n/a	V1B6107

The QC reported here applies to the following samples:

Method: EPA 524.2 REV 4.1

JD17456-1, JD17456-3

CAS No.	Compound	Spike ug/l	BSP ug/l	BSP %	Limits
67-64-1	Acetone	20	22.1	111	70-130
78-93-3	2-Butanone	20	23.7	119	70-130
71-43-2	Benzene	5	5.7	114	70-130
108-86-1	Bromobenzene	5	6.1	122	70-130
74-97-5	Bromochloromethane	5	5.9	118	70-130
75-27-4	Bromodichloromethane	5	5.9	118	70-130
75-25-2	Bromoform	5	6.3	126	70-130
74-83-9	Bromomethane	5	4.9	98	70-130
104-51-8	n-Butylbenzene	5	5.9	118	70-130
135-98-8	sec-Butylbenzene	5	5.9	118	70-130
98-06-6	tert-Butylbenzene	5	5.8	116	70-130
75-15-0	Carbon disulfide	5	5.6	112	70-130
108-90-7	Chlorobenzene	5	5.9	118	70-130
75-00-3	Chloroethane	5	5.0	100	70-130
67-66-3	Chloroform	5	5.6	112	70-130
74-87-3	Chloromethane	5	4.6	92	70-130
95-49-8	o-Chlorotoluene	5	5.9	118	70-130
106-43-4	p-Chlorotoluene	5	5.8	116	70-130
56-23-5	Carbon tetrachloride	5	6.3	126	70-130
75-34-3	1,1-Dichloroethane	5	5.6	112	70-130
75-35-4	1,1-Dichloroethylene	5	5.7	114	70-130
563-58-6	1,1-Dichloropropene	5	5.9	118	70-130
96-12-8	1,2-Dibromo-3-chloropropane	5	5.9	118	70-130
106-93-4	1,2-Dibromoethane	5	5.8	116	70-130
107-06-2	1,2-Dichloroethane	5	5.9	118	70-130
78-87-5	1,2-Dichloropropane	5	5.7	114	70-130
142-28-9	1,3-Dichloropropane	5	5.8	116	70-130
594-20-7	2,2-Dichloropropane	5	5.8	116	70-130
124-48-1	Dibromochloromethane	5	6.0	120	70-130
74-95-3	Dibromomethane	5	5.9	118	70-130
75-71-8	Dichlorodifluoromethane	5	6.0	120	70-130
541-73-1	m-Dichlorobenzene	5	5.9	118	70-130
95-50-1	o-Dichlorobenzene	5	5.9	118	70-130
106-46-7	p-Dichlorobenzene	5	5.9	118	70-130
156-60-5	trans-1,2-Dichloroethylene	5	5.7	114	70-130
156-59-2	cis-1,2-Dichloroethylene	5	5.7	114	70-130

* = Outside of Control Limits.

5.2.2
5

Blank Spike Summary

Job Number: JD17456
 Account: ESCVAR WSP Environment & Energy
 Project: Kop-Flex, Hanover, VA

Sample	File ID	DF	Analyzed	By	Prep Date	Prep Batch	Analytical Batch
V1B6107-BS	1B125786.D	1	12/18/20	BK	n/a	n/a	V1B6107

The QC reported here applies to the following samples:

Method: EPA 524.2 REV 4.1

JD17456-1, JD17456-3

CAS No.	Compound	Spike ug/l	BSP ug/l	BSP %	Limits
10061-01-5	cis-1,3-Dichloropropene	5	5.8	116	70-130
10061-02-6	trans-1,3-Dichloropropene	5	5.9	118	70-130
100-41-4	Ethylbenzene	5	5.8	116	70-130
87-68-3	Hexachlorobutadiene	5	6.2	124	70-130
591-78-6	2-Hexanone	20	24.3	122	70-130
98-82-8	Isopropylbenzene	5	5.8	116	70-130
99-87-6	p-Isopropyltoluene	5	5.9	118	70-130
75-09-2	Methylene chloride	5	5.6	112	70-130
1634-04-4	Methyl Tert Butyl Ether	5	5.8	116	70-130
108-10-1	4-Methyl-2-pentanone	20	23.6	118	70-130
91-20-3	Naphthalene	5	6.1	122	70-130
103-65-1	n-Propylbenzene	5	5.9	118	70-130
100-42-5	Styrene	5	5.9	118	70-130
630-20-6	1,1,1,2-Tetrachloroethane	5	6.1	122	70-130
71-55-6	1,1,1-Trichloroethane	5	6.0	120	70-130
79-34-5	1,1,2,2-Tetrachloroethane	5	5.9	118	70-130
79-00-5	1,1,2-Trichloroethane	5	5.9	118	70-130
87-61-6	1,2,3-Trichlorobenzene	5	6.1	122	70-130
96-18-4	1,2,3-Trichloropropane	5	6.2	124	70-130
120-82-1	1,2,4-Trichlorobenzene	5	6.1	122	70-130
95-63-6	1,2,4-Trimethylbenzene	5	5.8	116	70-130
108-67-8	1,3,5-Trimethylbenzene	5	5.8	116	70-130
127-18-4	Tetrachloroethylene	5	6.0	120	70-130
108-88-3	Toluene	5	5.8	116	70-130
79-01-6	Trichloroethylene	5	5.9	118	70-130
75-69-4	Trichlorofluoromethane	5	4.8	96	70-130
75-01-4	Vinyl chloride	5	5.0	100	70-130
	m,p-Xylene	10	11.7	117	70-130
95-47-6	o-Xylene	5	5.9	118	70-130
1330-20-7	Xylenes (total)	15	17.6	117	70-130

CAS No.	Surrogate Recoveries	BSP	Limits
2199-69-1	1,2-Dichlorobenzene-d4	104%	70-130%
460-00-4	4-Bromofluorobenzene	101%	70-130%

* = Outside of Control Limits.

5.2.2
5

Matrix Spike Summary

Job Number: JD17456
 Account: ESCVAR WSP Environment & Energy
 Project: Kop-Flex, Hanover, VA

Sample	File ID	DF	Analyzed	By	Prep Date	Prep Batch	Analytical Batch
JD17556-17MS	1B125708.D	1	12/14/20	BK	n/a	n/a	V1B6104
JD17556-17	1B125704.D	1	12/14/20	BK	n/a	n/a	V1B6104

The QC reported here applies to the following samples:

Method: EPA 524.2 REV 4.1

JD17456-2

CAS No.	Compound	JD17556-17 ug/l	Spike Q	MS ug/l	MS %	Limits
67-64-1	Acetone	ND	20	25.5	128	41-142
78-93-3	2-Butanone	ND	20	22.3	112	55-129
71-43-2	Benzene	ND	5	5.5	110	53-138
108-86-1	Bromobenzene	ND	5	4.8	96	54-138
74-97-5	Bromochloromethane	ND	5	5.3	106	55-140
75-27-4	Bromodichloromethane	ND	5	5.6	112	57-147
75-25-2	Bromoform	ND	5	5.1	102	47-137
74-83-9	Bromomethane	ND	5	7.1	142	40-162
104-51-8	n-Butylbenzene	ND	5	4.6	92	45-144
135-98-8	sec-Butylbenzene	ND	5	4.8	96	46-145
98-06-6	tert-Butylbenzene	ND	5	4.4	88	48-141
75-15-0	Carbon disulfide	ND	5	5.7	114	35-127
108-90-7	Chlorobenzene	ND	5	5.1	102	54-135
75-00-3	Chloroethane	ND	5	7.0	140	38-153
67-66-3	Chloroform	0.46	J 5	6.1	113	57-151
74-87-3	Chloromethane	ND	5	7.6	152	39-165
95-49-8	o-Chlorotoluene	ND	5	4.7	94	55-142
106-43-4	p-Chlorotoluene	ND	5	4.8	96	55-139
56-23-5	Carbon tetrachloride	ND	5	6.0	120	49-170
75-34-3	1,1-Dichloroethane	ND	5	5.7	114	55-149
75-35-4	1,1-Dichloroethylene	ND	5	6.1	122	42-142
563-58-6	1,1-Dichloropropene	ND	5	5.5	110	46-151
96-12-8	1,2-Dibromo-3-chloropropane	ND	5	4.8	96	48-141
106-93-4	1,2-Dibromoethane	ND	5	5.5	110	57-135
107-06-2	1,2-Dichloroethane	ND	5	6.1	122	59-166
78-87-5	1,2-Dichloropropane	ND	5	5.3	106	53-142
142-28-9	1,3-Dichloropropane	ND	5	5.5	110	58-143
594-20-7	2,2-Dichloropropane	ND	5	6.1	122	38-165
124-48-1	Dibromochloromethane	ND	5	5.4	108	55-138
74-95-3	Dibromomethane	ND	5	5.7	114	61-144
75-71-8	Dichlorodifluoromethane	ND	5	6.7	134	23-172
541-73-1	m-Dichlorobenzene	ND	5	4.8	96	53-138
95-50-1	o-Dichlorobenzene	ND	5	4.8	96	54-140
106-46-7	p-Dichlorobenzene	ND	5	4.8	96	53-137
156-60-5	trans-1,2-Dichloroethylene	ND	5	5.3	106	47-148
156-59-2	cis-1,2-Dichloroethylene	ND	5	5.4	108	51-146

* = Outside of Control Limits.

5.3.1
5

Matrix Spike Summary

Job Number: JD17456
 Account: ESCVAR WSP Environment & Energy
 Project: Kop-Flex, Hanover, VA

Sample	File ID	DF	Analyzed	By	Prep Date	Prep Batch	Analytical Batch
JD17556-17MS	1B125708.D	1	12/14/20	BK	n/a	n/a	V1B6104
JD17556-17	1B125704.D	1	12/14/20	BK	n/a	n/a	V1B6104

The QC reported here applies to the following samples:

Method: EPA 524.2 REV 4.1

JD17456-2

CAS No.	Compound	JD17556-17 ug/l	Spike Q	MS ug/l	MS %	Limits
10061-01-5	cis-1,3-Dichloropropene	ND	5	4.8	96	51-136
10061-02-6	trans-1,3-Dichloropropene	ND	5	5.3	106	54-142
100-41-4	Ethylbenzene	ND	5	5.0	100	51-138
87-68-3	Hexachlorobutadiene	ND	5	4.0	80	40-154
591-78-6	2-Hexanone	ND	20	22.9	115	53-128
98-82-8	Isopropylbenzene	ND	5	4.7	94	49-139
99-87-6	p-Isopropyltoluene	ND	5	4.6	92	45-141
75-09-2	Methylene chloride	ND	5	5.1	102	54-137
1634-04-4	Methyl Tert Butyl Ether	1.0	5	5.6	92	53-143
108-10-1	4-Methyl-2-pentanone	ND	20	23.8	119	58-127
91-20-3	Naphthalene	ND	5	3.7	74	44-140
103-65-1	n-Propylbenzene	ND	5	4.9	98	50-142
100-42-5	Styrene	ND	5	4.8	96	23-130
630-20-6	1,1,1,2-Tetrachloroethane	ND	5	5.1	102	57-144
71-55-6	1,1,1-Trichloroethane	ND	5	5.7	114	52-164
79-34-5	1,1,2,2-Tetrachloroethane	ND	5	5.7	114	58-138
79-00-5	1,1,2-Trichloroethane	ND	5	5.6	112	59-139
87-61-6	1,2,3-Trichlorobenzene	ND	5	3.8	76	47-141
96-18-4	1,2,3-Trichloropropane	ND	5	5.7	114	56-148
120-82-1	1,2,4-Trichlorobenzene	ND	5	3.7	74	46-137
95-63-6	1,2,4-Trimethylbenzene	ND	5	4.7	94	41-138
108-67-8	1,3,5-Trimethylbenzene	ND	5	4.7	94	45-138
127-18-4	Tetrachloroethylene	ND	5	5.1	102	45-145
108-88-3	Toluene	ND	5	4.9	98	52-134
79-01-6	Trichloroethylene	ND	5	5.4	108	54-143
75-69-4	Trichlorofluoromethane	ND	5	6.8	136	36-167
75-01-4	Vinyl chloride	ND	5	7.9	158	35-162
	m,p-Xylene	ND	10	9.7	97	49-135
95-47-6	o-Xylene	ND	5	4.8	96	49-134
1330-20-7	Xylenes (total)	ND	15	14.5	97	50-134

CAS No.	Surrogate Recoveries	MS	JD17556-17	Limits
2199-69-1	1,2-Dichlorobenzene-d4	91%	79%	70-130%
460-00-4	4-Bromofluorobenzene	85%	73%	70-130%

* = Outside of Control Limits.

5.3.1
5

Duplicate Summary

Job Number: JD17456
 Account: ESCVAR WSP Environment & Energy
 Project: Kop-Flex, Hanover, VA

Sample	File ID	DF	Analyzed	By	Prep Date	Prep Batch	Analytical Batch
JD17556-18DUP	1B125709.D	1	12/14/20	BK	n/a	n/a	V1B6104
JD17556-18	1B125705.D	1	12/14/20	BK	n/a	n/a	V1B6104

The QC reported here applies to the following samples:

Method: EPA 524.2 REV 4.1

JD17456-2

CAS No.	Compound	JD17556-18 DUP		Q	RPD	Limits
		ug/l	Q ug/l			
67-64-1	Acetone	ND	ND	nc		10
78-93-3	2-Butanone	ND	ND	nc		12
71-43-2	Benzene	ND	ND	nc		10
108-86-1	Bromobenzene	ND	ND	nc		10
74-97-5	Bromochloromethane	ND	ND	nc		10
75-27-4	Bromodichloromethane	ND	ND	nc		10
75-25-2	Bromoform	ND	ND	nc		10
74-83-9	Bromomethane	ND	ND	nc		10
104-51-8	n-Butylbenzene	ND	ND	nc		10
135-98-8	sec-Butylbenzene	ND	ND	nc		10
98-06-6	tert-Butylbenzene	ND	ND	nc		10
75-15-0	Carbon disulfide	ND	ND	nc		19
108-90-7	Chlorobenzene	ND	ND	nc		10
75-00-3	Chloroethane	ND	ND	nc		10
67-66-3	Chloroform	ND	ND	nc		12
74-87-3	Chloromethane	ND	ND	nc		10
95-49-8	o-Chlorotoluene	ND	ND	nc		10
106-43-4	p-Chlorotoluene	ND	ND	nc		10
56-23-5	Carbon tetrachloride	ND	ND	nc		10
75-34-3	1,1-Dichloroethane	ND	ND	nc		10
75-35-4	1,1-Dichloroethylene	ND	ND	nc		10
563-58-6	1,1-Dichloropropene	ND	ND	nc		10
96-12-8	1,2-Dibromo-3-chloropropane	ND	ND	nc		10
106-93-4	1,2-Dibromoethane	ND	ND	nc		10
107-06-2	1,2-Dichloroethane	ND	ND	nc		10
78-87-5	1,2-Dichloropropane	ND	ND	nc		10
142-28-9	1,3-Dichloropropane	ND	ND	nc		10
594-20-7	2,2-Dichloropropane	ND	ND	nc		10
124-48-1	Dibromochloromethane	ND	ND	nc		10
74-95-3	Dibromomethane	ND	ND	nc		10
75-71-8	Dichlorodifluoromethane	ND	ND	nc		10
541-73-1	m-Dichlorobenzene	ND	ND	nc		10
95-50-1	o-Dichlorobenzene	ND	ND	nc		10
106-46-7	p-Dichlorobenzene	ND	ND	nc		10
156-60-5	trans-1,2-Dichloroethylene	ND	ND	nc		10
156-59-2	cis-1,2-Dichloroethylene	ND	ND	nc		10

* = Outside of Control Limits.

5.4.1
5

Duplicate Summary

Job Number: JD17456
 Account: ESCVAR WSP Environment & Energy
 Project: Kop-Flex, Hanover, VA

Sample	File ID	DF	Analyzed	By	Prep Date	Prep Batch	Analytical Batch
JD17556-18DUP	1B125709.D	1	12/14/20	BK	n/a	n/a	V1B6104
JD17556-18	1B125705.D	1	12/14/20	BK	n/a	n/a	V1B6104

The QC reported here applies to the following samples:

Method: EPA 524.2 REV 4.1

JD17456-2

CAS No.	Compound	JD17556-18 DUP		Q	RPD	Limits
		ug/l	Q ug/l			
10061-01-5	cis-1,3-Dichloropropene	ND	ND	nc	10	
10061-02-6	trans-1,3-Dichloropropene	ND	ND	nc	10	
100-41-4	Ethylbenzene	ND	ND	nc	10	
87-68-3	Hexachlorobutadiene	ND	ND	nc	10	
591-78-6	2-Hexanone	ND	ND	nc	10	
98-82-8	Isopropylbenzene	ND	ND	nc	10	
99-87-6	p-Isopropyltoluene	ND	ND	nc	10	
75-09-2	Methylene chloride	ND	ND	nc	10	
1634-04-4	Methyl Tert Butyl Ether	8.5	9.2	8	10	
108-10-1	4-Methyl-2-pentanone	ND	ND	nc	10	
91-20-3	Naphthalene	ND	ND	nc	10	
103-65-1	n-Propylbenzene	ND	ND	nc	10	
100-42-5	Styrene	ND	ND	nc	10	
630-20-6	1,1,1,2-Tetrachloroethane	ND	ND	nc	10	
71-55-6	1,1,1-Trichloroethane	ND	ND	nc	10	
79-34-5	1,1,2,2-Tetrachloroethane	ND	ND	nc	10	
79-00-5	1,1,2-Trichloroethane	ND	ND	nc	10	
87-61-6	1,2,3-Trichlorobenzene	ND	ND	nc	10	
96-18-4	1,2,3-Trichloropropane	ND	ND	nc	10	
120-82-1	1,2,4-Trichlorobenzene	ND	ND	nc	10	
95-63-6	1,2,4-Trimethylbenzene	ND	ND	nc	10	
108-67-8	1,3,5-Trimethylbenzene	ND	ND	nc	10	
127-18-4	Tetrachloroethylene	ND	ND	nc	10	
108-88-3	Toluene	ND	ND	nc	10	
79-01-6	Trichloroethylene	ND	ND	nc	10	
75-69-4	Trichlorofluoromethane	ND	ND	nc	10	
75-01-4	Vinyl chloride	ND	ND	nc	10	
	m,p-Xylene	ND	ND	nc	10	
95-47-6	o-Xylene	ND	ND	nc	10	
1330-20-7	Xylenes (total)	ND	ND	nc	10	

CAS No.	Surrogate Recoveries	DUP	JD17556-18	Limits
2199-69-1	1,2-Dichlorobenzene-d4	78%	76%	70-130%
460-00-4	4-Bromofluorobenzene	73%	71%	70-130%

* = Outside of Control Limits.

5.4.1
5

Instrument Performance Check (BFB)

Job Number: JD17456
 Account: ESCVAR WSP Environment & Energy
 Project: Kop-Flex, Hanover, VA

Sample: V1B6071-BFB	Injection Date: 10/24/20
Lab File ID: 1B125087.D	Injection Time: 11:23
Instrument ID: GCMS1B	

m/e	Ion Abundance Criteria	Raw Abundance	% Relative Abundance	Pass/Fail
50	14.99 - 40.0% of mass 95	3538	16.5	Pass
75	30.0 - 80.0% of mass 95	9686	45.3	Pass
95	Base peak, 100% relative abundance	21389	100.0	Pass
96	5.0 - 9.0% of mass 95	1610	7.53	Pass
173	Less than 2.0% of mass 174	163	0.76 (1.10) ^a	Pass
174	50.0 - 120.0% of mass 95	14808	69.2	Pass
175	5.0 - 9.0% of mass 174	1058	4.95 (7.14) ^a	Pass
176	95.0 - 101.0% of mass 174	14110	66.0 (95.3) ^a	Pass
177	5.0 - 9.0% of mass 176	941	4.40 (6.67) ^b	Pass

(a) Value is % of mass 174

(b) Value is % of mass 176

This check applies to the following Samples, MS, MSD, Blanks, and Standards:

Lab Sample ID	Lab File ID	Date Analyzed	Time Analyzed	Hours Lapsed	Client Sample ID
V1B6071-IC6071	1B125088.D	10/24/20	11:54	00:31	Initial cal 0.2
V1B6071-IC6071	1B125089.D	10/24/20	12:26	01:03	Initial cal 0.5
V1B6071-IC6071	1B125090.D	10/24/20	12:57	01:34	Initial cal 1
V1B6071-IC6071	1B125091.D	10/24/20	13:28	02:05	Initial cal 2
V1B6071-IC6071	1B125092.D	10/24/20	13:59	02:36	Initial cal 5
V1B6071-ICC6071	1B125093.D	10/24/20	14:30	03:07	Initial cal 10
V1B6071-IC6071	1B125094.D	10/24/20	15:01	03:38	Initial cal 20
V1B6071-IC6071	1B125095.D	10/24/20	15:32	04:09	Initial cal 40
V1B6071-IC6071	1B125096.D	10/24/20	16:03	04:40	Initial cal 80
V1B6071-ICV6071	1B125098.D	10/24/20	17:05	05:42	Initial cal verification 10

5.5.1
5

Instrument Performance Check (BFB)

Job Number: JD17456
 Account: ESCVAR WSP Environment & Energy
 Project: Kop-Flex, Hanover, VA

Sample:	V1B6104-BFB	Injection Date:	12/14/20
Lab File ID:	1B125699.D	Injection Time:	15:21
Instrument ID:	GCMS1B		

m/e	Ion Abundance Criteria	Raw Abundance	% Relative Abundance	Pass/Fail
50	14.99 - 40.0% of mass 95	3231	21.1	Pass
75	30.0 - 80.0% of mass 95	8134	53.1	Pass
95	Base peak, 100% relative abundance	15316	100.0	Pass
96	5.0 - 9.0% of mass 95	1051	6.86	Pass
173	Less than 2.0% of mass 174	0	0.00 (0.00) ^a	Pass
174	50.0 - 120.0% of mass 95	10559	68.9	Pass
175	5.0 - 9.0% of mass 174	788	5.14 (7.46) ^a	Pass
176	95.0 - 101.0% of mass 174	10101	66.0 (95.7) ^a	Pass
177	5.0 - 9.0% of mass 176	699	4.56 (6.92) ^b	Pass

(a) Value is % of mass 174

(b) Value is % of mass 176

This check applies to the following Samples, MS, MSD, Blanks, and Standards:

Lab Sample ID	Lab File ID	Date Analyzed	Time Analyzed	Hours Lapsed	Client Sample ID
V1B6104-CC6071	1B125700.D	12/14/20	16:05	00:44	Continuing cal 5
V1B6104-BS	1B125701.D	12/14/20	16:36	01:15	Blank Spike
V1B6104-MB	1B125702.D	12/14/20	17:25	02:04	Method Blank
ZZZZZZ	1B125703.D	12/14/20	17:56	02:35	(unrelated sample)
JD17556-17	1B125704.D	12/14/20	18:27	03:06	(used for QC only; not part of job JD17456)
JD17556-18	1B125705.D	12/14/20	18:58	03:37	(used for QC only; not part of job JD17456)
ZZZZZZ	1B125706.D	12/14/20	19:30	04:09	(unrelated sample)
ZZZZZZ	1B125707.D	12/14/20	20:01	04:40	(unrelated sample)
JD17556-17MS	1B125708.D	12/14/20	20:32	05:11	Matrix Spike
JD17556-18DUP	1B125709.D	12/14/20	21:03	05:42	Duplicate
ZZZZZZ	1B125710.D	12/14/20	21:34	06:13	(unrelated sample)
ZZZZZZ	1B125713.D	12/14/20	23:07	07:46	(unrelated sample)
JD17456-2	1B125716.D	12/15/20	00:40	09:19	RW-7932AND-120820-F
ZZZZZZ	1B125717.D	12/15/20	01:11	09:50	(unrelated sample)
ZZZZZZ	1B125718.D	12/15/20	01:42	10:21	(unrelated sample)
ZZZZZZ	1B125719.D	12/15/20	02:13	10:52	(unrelated sample)

5.5.2
5

Instrument Performance Check (BFB)

Job Number: JD17456
 Account: ESCVAR WSP Environment & Energy
 Project: Kop-Flex, Hanover, VA

Sample: V1B6106-BFB	Injection Date: 12/17/20
Lab File ID: 1B125768.D	Injection Time: 16:34
Instrument ID: GCMS1B	

m/e	Ion Abundance Criteria	Raw Abundance	% Relative Abundance	Pass/Fail
50	14.99 - 40.0% of mass 95	3383	21.2	Pass
75	30.0 - 80.0% of mass 95	8531	53.3	Pass
95	Base peak, 100% relative abundance	15994	100.0	Pass
96	5.0 - 9.0% of mass 95	1056	6.60	Pass
173	Less than 2.0% of mass 174	69	0.43 (0.53) ^a	Pass
174	50.0 - 120.0% of mass 95	13129	82.1	Pass
175	5.0 - 9.0% of mass 174	912	5.70 (6.95) ^a	Pass
176	95.0 - 101.0% of mass 174	12701	79.4 (96.7) ^a	Pass
177	5.0 - 9.0% of mass 176	830	5.19 (6.53) ^b	Pass

(a) Value is % of mass 174

(b) Value is % of mass 176

This check applies to the following Samples, MS, MSD, Blanks, and Standards:

Lab Sample ID	Lab File ID	Date Analyzed	Time Analyzed	Hours Lapsed	Client Sample ID
V1B6106-IC6106	1B125769.D	12/17/20	17:06	00:32	Initial cal 0.2
V1B6106-IC6106	1B125770.D	12/17/20	17:38	01:04	Initial cal 0.5
V1B6106-IC6106	1B125771.D	12/17/20	18:09	01:35	Initial cal 1
V1B6106-IC6106	1B125772.D	12/17/20	18:40	02:06	Initial cal 2
V1B6106-IC6106	1B125773.D	12/17/20	19:11	02:37	Initial cal 5
V1B6106-ICC6106	1B125774.D	12/17/20	19:43	03:09	Initial cal 10
V1B6106-IC6106	1B125775.D	12/17/20	20:14	03:40	Initial cal 20
V1B6106-IC6106	1B125776.D	12/17/20	20:45	04:11	Initial cal 40
V1B6106-IC6106	1B125777.D	12/17/20	21:16	04:42	Initial cal 80
V1B6106-ICV6106	1B125780.D	12/17/20	22:50	06:16	Initial cal verification 10

5.5.3
5

Instrument Performance Check (BFB)

Job Number: JD17456
 Account: ESCVAR WSP Environment & Energy
 Project: Kop-Flex, Hanover, VA

Sample: V1B6106-BFB2	Injection Date: 12/18/20
Lab File ID: 1B125782.D	Injection Time: 10:23
Instrument ID: GCMS1B	

m/e	Ion Abundance Criteria	Raw Abundance	% Relative Abundance	Pass/Fail
50	14.99 - 40.0% of mass 95	3647	21.1	Pass
75	30.0 - 80.0% of mass 95	9037	52.3	Pass
95	Base peak, 100% relative abundance	17274	100.0	Pass
96	5.0 - 9.0% of mass 95	1338	7.75	Pass
173	Less than 2.0% of mass 174	71	0.41 (0.51) ^a	Pass
174	50.0 - 120.0% of mass 95	13898	80.5	Pass
175	5.0 - 9.0% of mass 174	960	5.56 (6.91) ^a	Pass
176	95.0 - 101.0% of mass 174	13367	77.4 (96.2) ^a	Pass
177	5.0 - 9.0% of mass 176	916	5.30 (6.85) ^b	Pass

(a) Value is % of mass 174

(b) Value is % of mass 176

This check applies to the following Samples, MS, MSD, Blanks, and Standards:

Lab Sample ID	Lab File ID	Date Analyzed	Time Analyzed	Hours Lapsed	Client Sample ID
V1B6106-ICV6106	1B125783.D	12/18/20	10:55	00:32	Initial cal verification 10

5.5.4
5

Instrument Performance Check (BFB)

Job Number: JD17456
 Account: ESCVAR WSP Environment & Energy
 Project: Kop-Flex, Hanover, VA

Sample: V1B6107-BFB	Injection Date: 12/18/20
Lab File ID: 1B125784.D	Injection Time: 11:26
Instrument ID: GCMS1B	

m/e	Ion Abundance Criteria	Raw Abundance	% Relative Abundance	Pass/Fail
50	14.99 - 40.0% of mass 95	3469	19.2	Pass
75	30.0 - 80.0% of mass 95	9272	51.3	Pass
95	Base peak, 100% relative abundance	18073	100.0	Pass
96	5.0 - 9.0% of mass 95	1258	6.96	Pass
173	Less than 2.0% of mass 174	59	0.33 (0.38) ^a	Pass
174	50.0 - 120.0% of mass 95	15439	85.4	Pass
175	5.0 - 9.0% of mass 174	1149	6.36 (7.44) ^a	Pass
176	95.0 - 101.0% of mass 174	15049	83.3 (97.5) ^a	Pass
177	5.0 - 9.0% of mass 176	1013	5.61 (6.73) ^b	Pass

(a) Value is % of mass 174

(b) Value is % of mass 176

This check applies to the following Samples, MS, MSD, Blanks, and Standards:

Lab Sample ID	Lab File ID	Date Analyzed	Time Analyzed	Hours Lapsed	Client Sample ID
V1B6107-CC6106	1B125785.D	12/18/20	11:59	00:33	Continuing cal 5
V1B6107-BS	1B125786.D	12/18/20	12:32	01:06	Blank Spike
V1B6107-MB	1B125787.D	12/18/20	13:03	01:37	Method Blank
ZZZZZZ	1B125788.D	12/18/20	13:35	02:09	(unrelated sample)
JD17456-1	1B125789.D	12/18/20	14:06	02:40	RW-7932AND-120820
ZZZZZZ	1B125791.D	12/18/20	15:08	03:42	(unrelated sample)
ZZZZZZ	1B125792.D	12/18/20	15:39	04:13	(unrelated sample)
JD17456-3	1B125793.D	12/18/20	16:10	04:44	TRIP BLANK

5.5.5
5

Surrogate Recovery Summary

Job Number: JD17456
 Account: ESCVAR WSP Environment & Energy
 Project: Kop-Flex, Hanover, VA

Method: EPA 524.2 REV 4.1	Matrix: AQ
---------------------------	------------

Samples and QC shown here apply to the above method

Lab Sample ID	Lab File ID	S1	S2
JD17456-1	1B125789.D	97	95
JD17456-2	1B125716.D	79	71
JD17456-3	1B125793.D	97	97
JD17556-17MS	1B125708.D	91	85
JD17556-18DUP	1B125709.D	78	73
V1B6104-BS	1B125701.D	89	87
V1B6104-MB	1B125702.D	80	75
V1B6107-BS	1B125786.D	104	101
V1B6107-MB	1B125787.D	97	97

Surrogate Compounds	Recovery Limits
S1 = 1,2-Dichlorobenzene-d4	70-130%
S2 = 4-Bromofluorobenzene	70-130%

5.6.1
5

MS Semi-volatiles

QC Data Summaries

Includes the following where applicable:

- Method Blank Summaries
- Blank Spike Summaries
- Matrix Spike and Duplicate Summaries
- Instrument Performance Checks (DFTPP)
- Surrogate Recovery Summaries

Method Blank Summary

Job Number: JD17456
Account: ESCVAR WSP Environment & Energy
Project: Kop-Flex, Hanover, VA

Sample	File ID	DF	Analyzed	By	Prep Date	Prep Batch	Analytical Batch
OP31009A-MB1	4M97748.D	1	12/15/20	HSS	12/14/20	OP31009A	E4M4517

The QC reported here applies to the following samples:

Method: SW846 8270E BY SIM

JD17456-1, JD17456-2

CAS No.	Compound	Result	RL	MDL	Units	Q
123-91-1	1,4-Dioxane	ND	0.10	0.050	ug/l	

CAS No.	Surrogate Recoveries	Limits	
4165-60-0	Nitrobenzene-d5	82%	29-124%
321-60-8	2-Fluorobiphenyl	69%	23-122%
1718-51-0	Terphenyl-d14	80%	22-130%

6.1.1
6

Blank Spike/Blank Spike Duplicate Summary

Job Number: JD17456
 Account: ESCVAR WSP Environment & Energy
 Project: Kop-Flex, Hanover, VA

Sample	File ID	DF	Analyzed	By	Prep Date	Prep Batch	Analytical Batch
OP31009A-BS12	4M97749.D	1	12/15/20	HSS	12/14/20	OP31009A	E4M4517
OP31009A-BSD12	4M97750.D	1	12/15/20	HSS	12/14/20	OP31009A	E4M4517

The QC reported here applies to the following samples:

Method: SW846 8270E BY SIM

JD17456-1, JD17456-2

CAS No.	Compound	Spike ug/l	BSP ug/l	BSP %	BSD ug/l	BSD %	RPD	Limits Rec/RPD
123-91-1	1,4-Dioxane	1	0.583	58	0.665	67	13	10-110/40

CAS No.	Surrogate Recoveries	BSP	BSD	Limits
4165-60-0	Nitrobenzene-d5	76%	85%	29-124%
321-60-8	2-Fluorobiphenyl	64%	71%	23-122%
1718-51-0	Terphenyl-d14	73%	81%	22-130%

* = Outside of Control Limits.

Instrument Performance Check (DFTPP)

Job Number: JD17456
 Account: ESCVAR WSP Environment & Energy
 Project: Kop-Flex, Hanover, VA

Sample:	E4M4480-DFTPP	Injection Date:	11/13/20
Lab File ID:	4M96903.D	Injection Time:	16:00
Instrument ID:	GCMS4M		

m/e	Ion Abundance Criteria	Raw Abundance	% Relative Abundance	Pass/Fail
51	30.0 - 60.0% of mass 198	22323	33.8	Pass
68	Less than 2.0% of mass 69	358	0.54 (1.39) ^a	Pass
69	Mass 69 relative abundance	25766	39.0	Pass
70	Less than 2.0% of mass 69	104	0.16 (0.40) ^a	Pass
127	40.0 - 60.0% of mass 198	34067	51.6	Pass
197	Less than 1.0% of mass 198	0	0.00	Pass
198	Base peak, 100% relative abundance	66016	100.0	Pass
199	5.0 - 9.0% of mass 198	4274	6.47	Pass
275	10.0 - 30.0% of mass 198	16086	24.4	Pass
365	1.0 - 100.0% of mass 198	2072	3.14	Pass
441	Present, but less than mass 443	7347	11.1 (73.3) ^b	Pass
442	40.0 - 100.0% of mass 198	52189	79.1	Pass
443	17.0 - 23.0% of mass 442	10022	15.2 (19.2) ^c	Pass

- (a) Value is % of mass 69
- (b) Value is % of mass 443
- (c) Value is % of mass 442

This check applies to the following Samples, MS, MSD, Blanks, and Standards:

Lab Sample ID	Lab File ID	Date Analyzed	Time Analyzed	Hours Lapsed	Client Sample ID
E4M4480-IC4480	4M96904.D	11/13/20	16:14	00:14	Initial cal 5
E4M4480-IC4480	4M96905.D	11/13/20	16:35	00:35	Initial cal 2.5
E4M4480-ICC4480	4M96906.D	11/13/20	16:55	00:55	Initial cal 1
E4M4480-IC4480	4M96907.D	11/13/20	17:16	01:16	Initial cal 0.5
E4M4480-IC4480	4M96908.D	11/13/20	17:36	01:36	Initial cal 0.2
E4M4480-IC4480	4M96909.D	11/13/20	17:57	01:57	Initial cal 0.1
E4M4480-IC4480	4M96910.D	11/13/20	18:18	02:18	Initial cal 0.05
E4M4480-IC4480	4M96911.D	11/13/20	18:38	02:38	Initial cal 0.02
E4M4480-IC4480	4M96912.D	11/13/20	18:59	02:59	Initial cal 0.01
E4M4480-ICV4480	4M96913.D	11/13/20	19:19	03:19	Initial cal verification 1

Instrument Performance Check (DFTPP)

Job Number: JD17456
 Account: ESCVAR WSP Environment & Energy
 Project: Kop-Flex, Hanover, VA

Sample:	E4M4517-DFTPP	Injection Date:	12/15/20
Lab File ID:	4M97723.D	Injection Time:	11:51
Instrument ID:	GCMS4M		

m/e	Ion Abundance Criteria	Raw Abundance	% Relative Abundance	Pass/Fail
51	30.0 - 60.0% of mass 198	34241	36.3	Pass
68	Less than 2.0% of mass 69	838	0.89 (1.93) ^a	Pass
69	Mass 69 relative abundance	43376	46.0	Pass
70	Less than 2.0% of mass 69	208	0.22 (0.48) ^a	Pass
127	40.0 - 60.0% of mass 198	50445	53.5	Pass
197	Less than 1.0% of mass 198	603	0.64	Pass
198	Base peak, 100% relative abundance	94355	100.0	Pass
199	5.0 - 9.0% of mass 198	6224	6.60	Pass
275	10.0 - 30.0% of mass 198	23254	24.6	Pass
365	1.0 - 100.0% of mass 198	3122	3.31	Pass
441	Present, but less than mass 443	10109	10.7 (76.0) ^b	Pass
442	40.0 - 100.0% of mass 198	71488	75.8	Pass
443	17.0 - 23.0% of mass 442	13305	14.1 (18.6) ^c	Pass

- (a) Value is % of mass 69
- (b) Value is % of mass 443
- (c) Value is % of mass 442

This check applies to the following Samples, MS, MSD, Blanks, and Standards:

Lab Sample ID	Lab File ID	Date Analyzed	Time Analyzed	Hours Lapsed	Client Sample ID
E4M4517-CC4480	4M97724.D	12/15/20	12:04	00:13	Continuing cal 1
OP31008-MB1	4M97726.D	12/15/20	12:50	00:59	Method Blank
OP31008-BS1	4M97727.D	12/15/20	13:13	01:22	Blank Spike
ZZZZZZ	4M97733.D	12/15/20	15:30	03:39	(unrelated sample)
ZZZZZZ	4M97738.D	12/15/20	17:25	05:34	(unrelated sample)
ZZZZZZ	4M97739.D	12/15/20	17:48	05:57	(unrelated sample)
ZZZZZZ	4M97740.D	12/15/20	18:11	06:20	(unrelated sample)
ZZZZZZ	4M97741.D	12/15/20	18:37	06:46	(unrelated sample)
ZZZZZZ	4M97742.D	12/15/20	19:32	07:41	(unrelated sample)
ZZZZZZ	4M97743.D	12/15/20	19:56	08:05	(unrelated sample)
ZZZZZZ	4M97744.D	12/15/20	20:20	08:29	(unrelated sample)
ZZZZZZ	4M97745.D	12/15/20	20:43	08:52	(unrelated sample)
ZZZZZZ	4M97746.D	12/15/20	21:05	09:14	(unrelated sample)
OP31008-BSD	4M97747.D	12/15/20	21:28	09:37	Blank Spike Duplicate
OP31009A-MB1	4M97748.D	12/15/20	21:50	09:59	Method Blank
OP31009A-BS12	4M97749.D	12/15/20	22:13	10:22	Blank Spike
OP31009A-BSD12	4M97750.D	12/15/20	22:36	10:45	Blank Spike Duplicate
ZZZZZZ	4M97751.D	12/15/20	22:58	11:07	(unrelated sample)
ZZZZZZ	4M97752.D	12/15/20	23:21	11:30	(unrelated sample)

6.3.2
6

Instrument Performance Check (DFTPP)

Job Number: JD17456
Account: ESCVAR WSP Environment & Energy
Project: Kop-Flex, Hanover, VA

Sample: E4M4517-DFTPP	Injection Date: 12/15/20
Lab File ID: 4M97723.D	Injection Time: 11:51
Instrument ID: GCMS4M	

Lab Sample ID	Lab File ID	Date Analyzed	Time Analyzed	Hours Lapsed	Client Sample ID
ZZZZZZ	4M97753.D	12/15/20	23:45	11:54	(unrelated sample)

6.3.2

6

Instrument Performance Check (DFTPP)

Job Number: JD17456
 Account: ESCVAR WSP Environment & Energy
 Project: Kop-Flex, Hanover, VA

Sample:	E4M4518-DFTPP	Injection Date:	12/16/20
Lab File ID:	4M97759.D	Injection Time:	03:37
Instrument ID:	GCMS4M		

m/e	Ion Abundance Criteria	Raw Abundance	% Relative Abundance	Pass/Fail
51	30.0 - 60.0% of mass 198	35386	36.5	Pass
68	Less than 2.0% of mass 69	657	0.68 (1.47) ^a	Pass
69	Mass 69 relative abundance	44789	46.2	Pass
70	Less than 2.0% of mass 69	309	0.32 (0.69) ^a	Pass
127	40.0 - 60.0% of mass 198	51707	53.4	Pass
197	Less than 1.0% of mass 198	386	0.40	Pass
198	Base peak, 100% relative abundance	96883	100.0	Pass
199	5.0 - 9.0% of mass 198	6539	6.75	Pass
275	10.0 - 30.0% of mass 198	22507	23.2	Pass
365	1.0 - 100.0% of mass 198	3217	3.32	Pass
441	Present, but less than mass 443	10759	11.1 (77.4) ^b	Pass
442	40.0 - 100.0% of mass 198	71184	73.5	Pass
443	17.0 - 23.0% of mass 442	13906	14.4 (19.5) ^c	Pass

- (a) Value is % of mass 69
- (b) Value is % of mass 443
- (c) Value is % of mass 442

This check applies to the following Samples, MS, MSD, Blanks, and Standards:

Lab Sample ID	Lab File ID	Date Analyzed	Time Analyzed	Hours Lapsed	Client Sample ID
E4M4518-CC4480	4M97760.D	12/16/20	03:48	00:11	Continuing cal 0.5
OP31011A-MB1	4M97762.D	12/16/20	04:43	01:06	Method Blank
OP31011A-BS12	4M97763.D	12/16/20	05:04	01:27	Blank Spike
OP31011A-BSD12	4M97764.D	12/16/20	05:25	01:48	Blank Spike Duplicate
ZZZZZZ	4M97765.D	12/16/20	05:47	02:10	(unrelated sample)
ZZZZZZ	4M97766.D	12/16/20	06:08	02:31	(unrelated sample)
ZZZZZZ	4M97767.D	12/16/20	06:28	02:51	(unrelated sample)
ZZZZZZ	4M97768.D	12/16/20	06:49	03:12	(unrelated sample)
ZZZZZZ	4M97769.D	12/16/20	07:10	03:33	(unrelated sample)
ZZZZZZ	4M97770.D	12/16/20	07:32	03:55	(unrelated sample)
ZZZZZZ	4M97771.D	12/16/20	07:53	04:16	(unrelated sample)
ZZZZZZ	4M97772.D	12/16/20	08:14	04:37	(unrelated sample)
ZZZZZZ	4M97773.D	12/16/20	08:36	04:59	(unrelated sample)
ZZZZZZ	4M97774.D	12/16/20	08:58	05:21	(unrelated sample)
ZZZZZZ	4M97775.D	12/16/20	09:19	05:42	(unrelated sample)
ZZZZZZ	4M97776.D	12/16/20	09:40	06:03	(unrelated sample)
ZZZZZZ	4M97777.D	12/16/20	10:02	06:25	(unrelated sample)
ZZZZZZ	4M97778.D	12/16/20	10:23	06:46	(unrelated sample)
ZZZZZZ	4M97779.D	12/16/20	10:46	07:09	(unrelated sample)

Instrument Performance Check (DFTPP)

Job Number: JD17456
Account: ESCVAR WSP Environment & Energy
Project: Kop-Flex, Hanover, VA

Sample:	E4M4518-DFTPP	Injection Date:	12/16/20
Lab File ID:	4M97759.D	Injection Time:	03:37
Instrument ID:	GCMS4M		

Lab Sample ID	Lab File ID	Date Analyzed	Time Analyzed	Hours Lapsed	Client Sample ID
ZZZZZZ	4M97780.D	12/16/20	11:07	07:30	(unrelated sample)
JD17456-1	4M97783.D	12/16/20	11:29	07:52	RW-7932AND-120820
JD17456-2	4M97784.D	12/16/20	11:50	08:13	RW-7932AND-120820-F
ZZZZZZ	4M97785.D	12/16/20	12:11	08:34	(unrelated sample)
ZZZZZZ	4M97786.D	12/16/20	12:33	08:56	(unrelated sample)
ZZZZZZ	4M97787.D	12/16/20	12:55	09:18	(unrelated sample)
ZZZZZZ	4M97788.D	12/16/20	13:16	09:39	(unrelated sample)
ZZZZZZ	4M97781.D	12/16/20	13:58	10:21	(unrelated sample)
ZZZZZZ	4M97782.D	12/16/20	14:20	10:43	(unrelated sample)

6.3.3
6

Surrogate Recovery Summary

Job Number: JD17456
 Account: ESCVAR WSP Environment & Energy
 Project: Kop-Flex, Hanover, VA

Method: SW846 8270E BY SIM	Matrix: AQ
----------------------------	------------

Samples and QC shown here apply to the above method

Lab Sample ID	Lab File ID	S1	S2	S3
JD17456-1	4M97783.D	81	66	73
JD17456-2	4M97784.D	80	67	75
OP31009A-BS12	4M97749.D	76	64	73
OP31009A-BSD124	4M97750.D	85	71	81
OP31009A-MB1	4M97748.D	82	69	80

Surrogate Compounds	Recovery Limits
S1 = Nitrobenzene-d5	29-124%
S2 = 2-Fluorobiphenyl	23-122%
S3 = Terphenyl-d14	22-130%

6.4.1

6

ENCLOSURE B – LABORATORY ANALYTICAL REPORT FOR OFFSITE
GROUNDWATER MONITORING WELL SAMPLES (NOVEMBER 2020)

December 03, 2020

Eric Johnson
WSP USA
13530 Dulles Technology Drive
Suite 300
Herndon, VA 20171

RE: Project: Kop Flex
Pace Project No.: 92507939

Dear Eric Johnson:

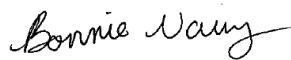
Enclosed are the analytical results for sample(s) received by the laboratory between November 24, 2020 and November 25, 2020. The results relate only to the samples included in this report. Results reported herein conform to the applicable TNI/NELAC Standards and the laboratory's Quality Manual, where applicable, unless otherwise noted in the body of the report.

The test results provided in this final report were generated by each of the following laboratories within the Pace Network:

- Pace Analytical Services - Charlotte

If you have any questions concerning this report, please feel free to contact me.

Sincerely,



Bonnie Vang
bonnie.vang@pacelabs.com
(704)875-9092
Project Manager

Enclosures

cc: Molly Long, WSP
Pam Robertson, WSP USA



REPORT OF LABORATORY ANALYSIS

This report shall not be reproduced, except in full,
without the written consent of Pace Analytical Services, LLC.

CERTIFICATIONS

Project: Kop Flex
Pace Project No.: 92507939

Pace Analytical Services Charlotte

9800 Kincey Ave. Ste 100, Huntersville, NC 28078
Louisiana/NELAP Certification # LA170028
North Carolina Drinking Water Certification #: 37706
North Carolina Field Services Certification #: 5342
North Carolina Wastewater Certification #: 12

South Carolina Certification #: 99006001
Florida/NELAP Certification #: E87627
Kentucky UST Certification #: 84
Virginia/VELAP Certification #: 460221

REPORT OF LABORATORY ANALYSIS

This report shall not be reproduced, except in full,
without the written consent of Pace Analytical Services, LLC.

SAMPLE SUMMARY

Project: Kop Flex
Pace Project No.: 92507939

Lab ID	Sample ID	Matrix	Date Collected	Date Received
92507939001	DUP-112320	Water	11/23/20 12:00	11/24/20 11:00
92507939002	MW-24D	Water	11/23/20 09:45	11/24/20 11:00
92507939003	MW-35D	Water	11/23/20 10:25	11/24/20 11:00
92507939004	MW-34D	Water	11/23/20 10:45	11/24/20 11:00
92507939005	MW-29D	Water	11/23/20 11:25	11/24/20 11:00
92507939006	MW-30D-273	Water	11/23/20 11:50	11/24/20 11:00
92507939007	MW-30D-413	Water	11/23/20 12:00	11/24/20 11:00
92507939008	MW-33D-295	Water	11/23/20 12:20	11/24/20 11:00
92507939009	MW-33D-235	Water	11/23/20 12:25	11/24/20 11:00
92507939010	MW-32D	Water	11/23/20 14:15	11/24/20 11:00
92507939011	MW-28D	Water	11/23/20 14:35	11/24/20 11:00
92507939012	MW-25D-130	Water	11/23/20 15:00	11/24/20 11:00
92507939013	MW-25D-190 MS/MSD	Water	11/23/20 16:00	11/24/20 11:00
92507939014	MW-31D	Water	11/23/20 12:55	11/25/20 11:42
92507939015	MW-36D	Water	11/23/20 14:55	11/25/20 11:42
92507939016	MW-46D	Water	11/23/20 16:40	11/25/20 11:42
92507939017	TRIP BLANK	Water	11/23/20 16:40	11/25/20 11:42

REPORT OF LABORATORY ANALYSIS

This report shall not be reproduced, except in full,
without the written consent of Pace Analytical Services, LLC.

SAMPLE ANALYTE COUNT

Project: Kop Flex
Pace Project No.: 92507939

Lab ID	Sample ID	Method	Analysts	Analytes Reported	Laboratory
92507939001	DUP-112320	EPA 8260D	SAS	63	PASI-C
		EPA 8260D Mod.	LMB	3	PASI-C
92507939002	MW-24D	EPA 8260D	SAS	63	PASI-C
		EPA 8260D Mod.	LMB	3	PASI-C
92507939003	MW-35D	EPA 8260D	SAS	63	PASI-C
		EPA 8260D Mod.	LMB	3	PASI-C
92507939004	MW-34D	EPA 8260D	SAS	63	PASI-C
		EPA 8260D Mod.	LMB	3	PASI-C
92507939005	MW-29D	EPA 8260D	SAS	63	PASI-C
		EPA 8260D Mod.	LMB	3	PASI-C
92507939006	MW-30D-273	EPA 8260D	SAS	63	PASI-C
		EPA 8260D Mod.	LMB	3	PASI-C
92507939007	MW-30D-413	EPA 8260D	SAS	63	PASI-C
		EPA 8260D Mod.	LMB	3	PASI-C
92507939008	MW-33D-295	EPA 8260D	SAS	63	PASI-C
		EPA 8260D Mod.	LMB	3	PASI-C
92507939009	MW-33D-235	EPA 8260D	CL	63	PASI-C
		EPA 8260D Mod.	CL	3	PASI-C
92507939010	MW-32D	EPA 8260D	CL	63	PASI-C
		EPA 8260D Mod.	LMB	3	PASI-C
92507939011	MW-28D	EPA 8260D	CL	63	PASI-C
		EPA 8260D Mod.	LMB	3	PASI-C
92507939012	MW-25D-130	EPA 8260D	CL	63	PASI-C
		EPA 8260D Mod.	LMB	3	PASI-C
92507939013	MW-25D-190 MS/MSD	EPA 8260D	SAS	63	PASI-C
		EPA 8260D Mod.	LMB	3	PASI-C
92507939014	MW-31D	EPA 8260D	CL	63	PASI-C
		EPA 8260D Mod.	CL	3	PASI-C
92507939015	MW-36D	EPA 8260D	CL	63	PASI-C
		EPA 8260D Mod.	CL	3	PASI-C
92507939016	MW-46D	EPA 8260D	CL	63	PASI-C
		EPA 8260D Mod.	CL	3	PASI-C
92507939017	TRIP BLANK	EPA 8260D	CL	63	PASI-C
		EPA 8260D Mod.	CL	3	PASI-C

PASI-C = Pace Analytical Services - Charlotte

REPORT OF LABORATORY ANALYSIS

This report shall not be reproduced, except in full,
without the written consent of Pace Analytical Services, LLC.

ANALYTICAL RESULTS

Project: Kop Flex
Pace Project No.: 92507939

Sample: DUP-112320	Lab ID: 92507939001	Collected: 11/23/20 12:00	Received: 11/24/20 11:00	Matrix: Water				
Parameters	Results	Units	Report Limit	DF	Prepared	Analyzed	CAS No.	Qual
8260D MSV Low Level		Analytical Method: EPA 8260D Pace Analytical Services - Charlotte						
Acetone	ND	ug/L	25.0	1		11/25/20 17:12	67-64-1	
Benzene	ND	ug/L	1.0	1		11/25/20 17:12	71-43-2	
Bromobenzene	ND	ug/L	1.0	1		11/25/20 17:12	108-86-1	
Bromochloromethane	ND	ug/L	1.0	1		11/25/20 17:12	74-97-5	
Bromodichloromethane	ND	ug/L	1.0	1		11/25/20 17:12	75-27-4	
Bromoform	ND	ug/L	1.0	1		11/25/20 17:12	75-25-2	
Bromomethane	ND	ug/L	2.0	1		11/25/20 17:12	74-83-9	IK
2-Butanone (MEK)	ND	ug/L	5.0	1		11/25/20 17:12	78-93-3	
Carbon tetrachloride	ND	ug/L	1.0	1		11/25/20 17:12	56-23-5	
Chlorobenzene	ND	ug/L	1.0	1		11/25/20 17:12	108-90-7	
Chloroethane	ND	ug/L	1.0	1		11/25/20 17:12	75-00-3	
Chloroform	ND	ug/L	5.0	1		11/25/20 17:12	67-66-3	
Chloromethane	ND	ug/L	1.0	1		11/25/20 17:12	74-87-3	
2-Chlorotoluene	ND	ug/L	1.0	1		11/25/20 17:12	95-49-8	
4-Chlorotoluene	ND	ug/L	1.0	1		11/25/20 17:12	106-43-4	
1,2-Dibromo-3-chloropropane	ND	ug/L	5.0	1		11/25/20 17:12	96-12-8	
Dibromochloromethane	ND	ug/L	1.0	1		11/25/20 17:12	124-48-1	
1,2-Dibromoethane (EDB)	ND	ug/L	1.0	1		11/25/20 17:12	106-93-4	
Dibromomethane	ND	ug/L	1.0	1		11/25/20 17:12	74-95-3	
1,2-Dichlorobenzene	ND	ug/L	1.0	1		11/25/20 17:12	95-50-1	
1,3-Dichlorobenzene	ND	ug/L	1.0	1		11/25/20 17:12	541-73-1	
1,4-Dichlorobenzene	ND	ug/L	1.0	1		11/25/20 17:12	106-46-7	
Dichlorodifluoromethane	ND	ug/L	1.0	1		11/25/20 17:12	75-71-8	
1,1-Dichloroethane	3.0	ug/L	1.0	1		11/25/20 17:12	75-34-3	
1,2-Dichloroethane	ND	ug/L	1.0	1		11/25/20 17:12	107-06-2	
1,1-Dichloroethene	60.7	ug/L	1.0	1		11/25/20 17:12	75-35-4	
cis-1,2-Dichloroethene	ND	ug/L	1.0	1		11/25/20 17:12	156-59-2	
trans-1,2-Dichloroethene	ND	ug/L	1.0	1		11/25/20 17:12	156-60-5	
1,2-Dichloropropane	ND	ug/L	1.0	1		11/25/20 17:12	78-87-5	
1,3-Dichloropropane	ND	ug/L	1.0	1		11/25/20 17:12	142-28-9	
2,2-Dichloropropane	ND	ug/L	1.0	1		11/25/20 17:12	594-20-7	
1,1-Dichloropropene	ND	ug/L	1.0	1		11/25/20 17:12	563-58-6	
cis-1,3-Dichloropropene	ND	ug/L	1.0	1		11/25/20 17:12	10061-01-5	
trans-1,3-Dichloropropene	ND	ug/L	1.0	1		11/25/20 17:12	10061-02-6	
Diisopropyl ether	ND	ug/L	1.0	1		11/25/20 17:12	108-20-3	
Ethylbenzene	ND	ug/L	1.0	1		11/25/20 17:12	100-41-4	
Hexachloro-1,3-butadiene	ND	ug/L	1.0	1		11/25/20 17:12	87-68-3	
2-Hexanone	ND	ug/L	5.0	1		11/25/20 17:12	591-78-6	
p-Isopropyltoluene	ND	ug/L	1.0	1		11/25/20 17:12	99-87-6	
Methylene Chloride	ND	ug/L	5.0	1		11/25/20 17:12	75-09-2	
4-Methyl-2-pentanone (MIBK)	ND	ug/L	5.0	1		11/25/20 17:12	108-10-1	
Methyl-tert-butyl ether	ND	ug/L	1.0	1		11/25/20 17:12	1634-04-4	
Naphthalene	ND	ug/L	1.0	1		11/25/20 17:12	91-20-3	
Styrene	ND	ug/L	1.0	1		11/25/20 17:12	100-42-5	
1,1,1,2-Tetrachloroethane	ND	ug/L	1.0	1		11/25/20 17:12	630-20-6	
1,1,1,2,2-Tetrachloroethane	ND	ug/L	1.0	1		11/25/20 17:12	79-34-5	

REPORT OF LABORATORY ANALYSIS

This report shall not be reproduced, except in full,
without the written consent of Pace Analytical Services, LLC.

ANALYTICAL RESULTS

Project: Kop Flex
Pace Project No.: 92507939

Sample: DUP-112320	Lab ID: 92507939001	Collected: 11/23/20 12:00	Received: 11/24/20 11:00	Matrix: Water				
Parameters	Results	Units	Report Limit	DF	Prepared	Analyzed	CAS No.	Qual
8260D MSV Low Level								
Analytical Method: EPA 8260D								
Pace Analytical Services - Charlotte								
Tetrachloroethene	ND	ug/L	1.0	1		11/25/20 17:12	127-18-4	
Toluene	ND	ug/L	1.0	1		11/25/20 17:12	108-88-3	
1,2,3-Trichlorobenzene	ND	ug/L	1.0	1		11/25/20 17:12	87-61-6	
1,2,4-Trichlorobenzene	ND	ug/L	1.0	1		11/25/20 17:12	120-82-1	
1,1,1-Trichloroethane	ND	ug/L	1.0	1		11/25/20 17:12	71-55-6	
1,1,2-Trichloroethane	ND	ug/L	1.0	1		11/25/20 17:12	79-00-5	
Trichloroethene	ND	ug/L	1.0	1		11/25/20 17:12	79-01-6	
Trichlorofluoromethane	ND	ug/L	1.0	1		11/25/20 17:12	75-69-4	
1,2,3-Trichloropropane	ND	ug/L	1.0	1		11/25/20 17:12	96-18-4	
Vinyl acetate	ND	ug/L	2.0	1		11/25/20 17:12	108-05-4	
Vinyl chloride	ND	ug/L	1.0	1		11/25/20 17:12	75-01-4	
Xylene (Total)	ND	ug/L	1.0	1		11/25/20 17:12	1330-20-7	
m&p-Xylene	ND	ug/L	2.0	1		11/25/20 17:12	179601-23-1	
o-Xylene	ND	ug/L	1.0	1		11/25/20 17:12	95-47-6	
Surrogates								
4-Bromofluorobenzene (S)	100	%	70-130	1		11/25/20 17:12	460-00-4	
1,2-Dichloroethane-d4 (S)	97	%	70-130	1		11/25/20 17:12	17060-07-0	
Toluene-d8 (S)	101	%	70-130	1		11/25/20 17:12	2037-26-5	
8260D MSV SIM								
Analytical Method: EPA 8260D Mod.								
Pace Analytical Services - Charlotte								
1,4-Dioxane (p-Dioxane)	33.2	ug/L	2.0	1		11/24/20 21:12	123-91-1	
Surrogates								
1,2-Dichloroethane-d4 (S)	98	%	70-130	1		11/24/20 21:12	17060-07-0	
Toluene-d8 (S)	92	%	66-133	1		11/24/20 21:12	2037-26-5	

REPORT OF LABORATORY ANALYSIS

This report shall not be reproduced, except in full,
without the written consent of Pace Analytical Services, LLC.

ANALYTICAL RESULTS

Project: Kop Flex
Pace Project No.: 92507939

Sample: MW-24D	Lab ID: 92507939002	Collected: 11/23/20 09:45	Received: 11/24/20 11:00	Matrix: Water				
Parameters	Results	Units	Report Limit	DF	Prepared	Analyzed	CAS No.	Qual
8260D MSV Low Level		Analytical Method: EPA 8260D Pace Analytical Services - Charlotte						
Acetone	ND	ug/L	100	4		12/01/20 21:15	67-64-1	
Benzene	ND	ug/L	4.0	4		12/01/20 21:15	71-43-2	
Bromobenzene	ND	ug/L	4.0	4		12/01/20 21:15	108-86-1	
Bromochloromethane	ND	ug/L	4.0	4		12/01/20 21:15	74-97-5	
Bromodichloromethane	ND	ug/L	4.0	4		12/01/20 21:15	75-27-4	
Bromoform	ND	ug/L	4.0	4		12/01/20 21:15	75-25-2	
Bromomethane	ND	ug/L	8.0	4		12/01/20 21:15	74-83-9	v2
2-Butanone (MEK)	ND	ug/L	20.0	4		12/01/20 21:15	78-93-3	
Carbon tetrachloride	ND	ug/L	4.0	4		12/01/20 21:15	56-23-5	
Chlorobenzene	ND	ug/L	4.0	4		12/01/20 21:15	108-90-7	
Chloroethane	ND	ug/L	4.0	4		12/01/20 21:15	75-00-3	
Chloroform	ND	ug/L	20.0	4		12/01/20 21:15	67-66-3	
Chloromethane	ND	ug/L	4.0	4		12/01/20 21:15	74-87-3	
2-Chlorotoluene	ND	ug/L	4.0	4		12/01/20 21:15	95-49-8	
4-Chlorotoluene	ND	ug/L	4.0	4		12/01/20 21:15	106-43-4	
1,2-Dibromo-3-chloropropane	ND	ug/L	20.0	4		12/01/20 21:15	96-12-8	
Dibromochloromethane	ND	ug/L	4.0	4		12/01/20 21:15	124-48-1	
1,2-Dibromoethane (EDB)	ND	ug/L	4.0	4		12/01/20 21:15	106-93-4	
Dibromomethane	ND	ug/L	4.0	4		12/01/20 21:15	74-95-3	
1,2-Dichlorobenzene	ND	ug/L	4.0	4		12/01/20 21:15	95-50-1	
1,3-Dichlorobenzene	ND	ug/L	4.0	4		12/01/20 21:15	541-73-1	
1,4-Dichlorobenzene	ND	ug/L	4.0	4		12/01/20 21:15	106-46-7	
Dichlorodifluoromethane	ND	ug/L	4.0	4		12/01/20 21:15	75-71-8	
1,1-Dichloroethane	73.5	ug/L	4.0	4		12/01/20 21:15	75-34-3	
1,2-Dichloroethane	ND	ug/L	4.0	4		12/01/20 21:15	107-06-2	
1,1-Dichloroethene	505	ug/L	4.0	4		12/01/20 21:15	75-35-4	
cis-1,2-Dichloroethene	ND	ug/L	4.0	4		12/01/20 21:15	156-59-2	
trans-1,2-Dichloroethene	ND	ug/L	4.0	4		12/01/20 21:15	156-60-5	
1,2-Dichloropropane	ND	ug/L	4.0	4		12/01/20 21:15	78-87-5	
1,3-Dichloropropane	ND	ug/L	4.0	4		12/01/20 21:15	142-28-9	
2,2-Dichloropropane	ND	ug/L	4.0	4		12/01/20 21:15	594-20-7	
1,1-Dichloropropene	ND	ug/L	4.0	4		12/01/20 21:15	563-58-6	
cis-1,3-Dichloropropene	ND	ug/L	4.0	4		12/01/20 21:15	10061-01-5	
trans-1,3-Dichloropropene	ND	ug/L	4.0	4		12/01/20 21:15	10061-02-6	
Diisopropyl ether	ND	ug/L	4.0	4		12/01/20 21:15	108-20-3	
Ethylbenzene	ND	ug/L	4.0	4		12/01/20 21:15	100-41-4	
Hexachloro-1,3-butadiene	ND	ug/L	4.0	4		12/01/20 21:15	87-68-3	
2-Hexanone	ND	ug/L	20.0	4		12/01/20 21:15	591-78-6	
p-Isopropyltoluene	ND	ug/L	4.0	4		12/01/20 21:15	99-87-6	
Methylene Chloride	ND	ug/L	20.0	4		12/01/20 21:15	75-09-2	
4-Methyl-2-pentanone (MIBK)	ND	ug/L	20.0	4		12/01/20 21:15	108-10-1	v2
Methyl-tert-butyl ether	ND	ug/L	4.0	4		12/01/20 21:15	1634-04-4	
Naphthalene	ND	ug/L	4.0	4		12/01/20 21:15	91-20-3	
Styrene	ND	ug/L	4.0	4		12/01/20 21:15	100-42-5	
1,1,1,2-Tetrachloroethane	ND	ug/L	4.0	4		12/01/20 21:15	630-20-6	
1,1,2,2-Tetrachloroethane	ND	ug/L	4.0	4		12/01/20 21:15	79-34-5	

REPORT OF LABORATORY ANALYSIS

This report shall not be reproduced, except in full,
without the written consent of Pace Analytical Services, LLC.

ANALYTICAL RESULTS

Project: Kop Flex
Pace Project No.: 92507939

Sample: MW-24D	Lab ID: 92507939002	Collected: 11/23/20 09:45	Received: 11/24/20 11:00	Matrix: Water				
Parameters	Results	Units	Report Limit	DF	Prepared	Analyzed	CAS No.	Qual
8260D MSV Low Level								
Analytical Method: EPA 8260D								
Pace Analytical Services - Charlotte								
Tetrachloroethene	ND	ug/L	4.0	4		12/01/20 21:15	127-18-4	
Toluene	ND	ug/L	4.0	4		12/01/20 21:15	108-88-3	
1,2,3-Trichlorobenzene	ND	ug/L	4.0	4		12/01/20 21:15	87-61-6	
1,2,4-Trichlorobenzene	ND	ug/L	4.0	4		12/01/20 21:15	120-82-1	
1,1,1-Trichloroethane	4.4	ug/L	4.0	4		12/01/20 21:15	71-55-6	
1,1,2-Trichloroethane	ND	ug/L	4.0	4		12/01/20 21:15	79-00-5	
Trichloroethene	ND	ug/L	4.0	4		12/01/20 21:15	79-01-6	
Trichlorofluoromethane	ND	ug/L	4.0	4		12/01/20 21:15	75-69-4	
1,2,3-Trichloropropane	ND	ug/L	4.0	4		12/01/20 21:15	96-18-4	
Vinyl acetate	ND	ug/L	8.0	4		12/01/20 21:15	108-05-4	
Vinyl chloride	ND	ug/L	4.0	4		12/01/20 21:15	75-01-4	
Xylene (Total)	ND	ug/L	4.0	4		12/01/20 21:15	1330-20-7	
m&p-Xylene	ND	ug/L	8.0	4		12/01/20 21:15	179601-23-1	
o-Xylene	ND	ug/L	4.0	4		12/01/20 21:15	95-47-6	
Surrogates								
4-Bromofluorobenzene (S)	99	%	70-130	4		12/01/20 21:15	460-00-4	
1,2-Dichloroethane-d4 (S)	96	%	70-130	4		12/01/20 21:15	17060-07-0	
Toluene-d8 (S)	106	%	70-130	4		12/01/20 21:15	2037-26-5	
8260D MSV SIM								
Analytical Method: EPA 8260D Mod.								
Pace Analytical Services - Charlotte								
1,4-Dioxane (p-Dioxane)	208	ug/L	5.0	2.5		11/25/20 07:49	123-91-1	
Surrogates								
1,2-Dichloroethane-d4 (S)	105	%	70-130	2.5		11/25/20 07:49	17060-07-0	
Toluene-d8 (S)	95	%	66-133	2.5		11/25/20 07:49	2037-26-5	

REPORT OF LABORATORY ANALYSIS

This report shall not be reproduced, except in full,
without the written consent of Pace Analytical Services, LLC.

ANALYTICAL RESULTS

Project: Kop Flex
Pace Project No.: 92507939

Sample: MW-35D	Lab ID: 92507939003	Collected: 11/23/20 10:25	Received: 11/24/20 11:00	Matrix: Water				
Parameters	Results	Units	Report Limit	DF	Prepared	Analyzed	CAS No.	Qual
8260D MSV Low Level		Analytical Method: EPA 8260D Pace Analytical Services - Charlotte						
Acetone	ND	ug/L	25.0	1		11/25/20 15:43	67-64-1	
Benzene	ND	ug/L	1.0	1		11/25/20 15:43	71-43-2	
Bromobenzene	ND	ug/L	1.0	1		11/25/20 15:43	108-86-1	
Bromochloromethane	ND	ug/L	1.0	1		11/25/20 15:43	74-97-5	
Bromodichloromethane	ND	ug/L	1.0	1		11/25/20 15:43	75-27-4	
Bromoform	ND	ug/L	1.0	1		11/25/20 15:43	75-25-2	
Bromomethane	ND	ug/L	2.0	1		11/25/20 15:43	74-83-9	IK
2-Butanone (MEK)	ND	ug/L	5.0	1		11/25/20 15:43	78-93-3	
Carbon tetrachloride	ND	ug/L	1.0	1		11/25/20 15:43	56-23-5	
Chlorobenzene	ND	ug/L	1.0	1		11/25/20 15:43	108-90-7	
Chloroethane	ND	ug/L	1.0	1		11/25/20 15:43	75-00-3	
Chloroform	ND	ug/L	5.0	1		11/25/20 15:43	67-66-3	
Chloromethane	ND	ug/L	1.0	1		11/25/20 15:43	74-87-3	
2-Chlorotoluene	ND	ug/L	1.0	1		11/25/20 15:43	95-49-8	
4-Chlorotoluene	ND	ug/L	1.0	1		11/25/20 15:43	106-43-4	
1,2-Dibromo-3-chloropropane	ND	ug/L	5.0	1		11/25/20 15:43	96-12-8	
Dibromochloromethane	ND	ug/L	1.0	1		11/25/20 15:43	124-48-1	
1,2-Dibromoethane (EDB)	ND	ug/L	1.0	1		11/25/20 15:43	106-93-4	
Dibromomethane	ND	ug/L	1.0	1		11/25/20 15:43	74-95-3	
1,2-Dichlorobenzene	ND	ug/L	1.0	1		11/25/20 15:43	95-50-1	
1,3-Dichlorobenzene	ND	ug/L	1.0	1		11/25/20 15:43	541-73-1	
1,4-Dichlorobenzene	ND	ug/L	1.0	1		11/25/20 15:43	106-46-7	
Dichlorodifluoromethane	ND	ug/L	1.0	1		11/25/20 15:43	75-71-8	
1,1-Dichloroethane	ND	ug/L	1.0	1		11/25/20 15:43	75-34-3	
1,2-Dichloroethane	ND	ug/L	1.0	1		11/25/20 15:43	107-06-2	
1,1-Dichloroethene	ND	ug/L	1.0	1		11/25/20 15:43	75-35-4	
cis-1,2-Dichloroethene	ND	ug/L	1.0	1		11/25/20 15:43	156-59-2	
trans-1,2-Dichloroethene	ND	ug/L	1.0	1		11/25/20 15:43	156-60-5	
1,2-Dichloropropane	ND	ug/L	1.0	1		11/25/20 15:43	78-87-5	
1,3-Dichloropropane	ND	ug/L	1.0	1		11/25/20 15:43	142-28-9	
2,2-Dichloropropane	ND	ug/L	1.0	1		11/25/20 15:43	594-20-7	
1,1-Dichloropropene	ND	ug/L	1.0	1		11/25/20 15:43	563-58-6	
cis-1,3-Dichloropropene	ND	ug/L	1.0	1		11/25/20 15:43	10061-01-5	
trans-1,3-Dichloropropene	ND	ug/L	1.0	1		11/25/20 15:43	10061-02-6	
Diisopropyl ether	ND	ug/L	1.0	1		11/25/20 15:43	108-20-3	
Ethylbenzene	ND	ug/L	1.0	1		11/25/20 15:43	100-41-4	
Hexachloro-1,3-butadiene	ND	ug/L	1.0	1		11/25/20 15:43	87-68-3	
2-Hexanone	ND	ug/L	5.0	1		11/25/20 15:43	591-78-6	
p-Isopropyltoluene	ND	ug/L	1.0	1		11/25/20 15:43	99-87-6	
Methylene Chloride	ND	ug/L	5.0	1		11/25/20 15:43	75-09-2	
4-Methyl-2-pentanone (MIBK)	ND	ug/L	5.0	1		11/25/20 15:43	108-10-1	
Methyl-tert-butyl ether	ND	ug/L	1.0	1		11/25/20 15:43	1634-04-4	
Naphthalene	ND	ug/L	1.0	1		11/25/20 15:43	91-20-3	
Styrene	ND	ug/L	1.0	1		11/25/20 15:43	100-42-5	
1,1,1,2-Tetrachloroethane	ND	ug/L	1.0	1		11/25/20 15:43	630-20-6	
1,1,2,2-Tetrachloroethane	ND	ug/L	1.0	1		11/25/20 15:43	79-34-5	

REPORT OF LABORATORY ANALYSIS

This report shall not be reproduced, except in full,
without the written consent of Pace Analytical Services, LLC.

ANALYTICAL RESULTS

Project: Kop Flex
Pace Project No.: 92507939

Sample: MW-35D	Lab ID: 92507939003	Collected: 11/23/20 10:25	Received: 11/24/20 11:00	Matrix: Water				
Parameters	Results	Units	Report Limit	DF	Prepared	Analyzed	CAS No.	Qual
8260D MSV Low Level								
Analytical Method: EPA 8260D								
Pace Analytical Services - Charlotte								
Tetrachloroethene	ND	ug/L	1.0	1		11/25/20 15:43	127-18-4	
Toluene	ND	ug/L	1.0	1		11/25/20 15:43	108-88-3	
1,2,3-Trichlorobenzene	ND	ug/L	1.0	1		11/25/20 15:43	87-61-6	
1,2,4-Trichlorobenzene	ND	ug/L	1.0	1		11/25/20 15:43	120-82-1	
1,1,1-Trichloroethane	ND	ug/L	1.0	1		11/25/20 15:43	71-55-6	
1,1,2-Trichloroethane	ND	ug/L	1.0	1		11/25/20 15:43	79-00-5	
Trichloroethene	ND	ug/L	1.0	1		11/25/20 15:43	79-01-6	
Trichlorofluoromethane	ND	ug/L	1.0	1		11/25/20 15:43	75-69-4	
1,2,3-Trichloropropane	ND	ug/L	1.0	1		11/25/20 15:43	96-18-4	
Vinyl acetate	ND	ug/L	2.0	1		11/25/20 15:43	108-05-4	
Vinyl chloride	ND	ug/L	1.0	1		11/25/20 15:43	75-01-4	
Xylene (Total)	ND	ug/L	1.0	1		11/25/20 15:43	1330-20-7	
m&p-Xylene	ND	ug/L	2.0	1		11/25/20 15:43	179601-23-1	
o-Xylene	ND	ug/L	1.0	1		11/25/20 15:43	95-47-6	
Surrogates								
4-Bromofluorobenzene (S)	100	%	70-130	1		11/25/20 15:43	460-00-4	
1,2-Dichloroethane-d4 (S)	95	%	70-130	1		11/25/20 15:43	17060-07-0	
Toluene-d8 (S)	100	%	70-130	1		11/25/20 15:43	2037-26-5	
8260D MSV SIM								
Analytical Method: EPA 8260D Mod.								
Pace Analytical Services - Charlotte								
1,4-Dioxane (p-Dioxane)	ND	ug/L	2.0	1		11/24/20 21:31	123-91-1	
Surrogates								
1,2-Dichloroethane-d4 (S)	98	%	70-130	1		11/24/20 21:31	17060-07-0	
Toluene-d8 (S)	92	%	66-133	1		11/24/20 21:31	2037-26-5	

REPORT OF LABORATORY ANALYSIS

This report shall not be reproduced, except in full,
without the written consent of Pace Analytical Services, LLC.

ANALYTICAL RESULTS

Project: Kop Flex
Pace Project No.: 92507939

Sample: MW-34D	Lab ID: 92507939004	Collected: 11/23/20 10:45	Received: 11/24/20 11:00	Matrix: Water				
Parameters	Results	Units	Report Limit	DF	Prepared	Analyzed	CAS No.	Qual
8260D MSV Low Level		Analytical Method: EPA 8260D Pace Analytical Services - Charlotte						
Acetone	ND	ug/L	25.0	1		11/25/20 16:01	67-64-1	
Benzene	ND	ug/L	1.0	1		11/25/20 16:01	71-43-2	
Bromobenzene	ND	ug/L	1.0	1		11/25/20 16:01	108-86-1	
Bromochloromethane	ND	ug/L	1.0	1		11/25/20 16:01	74-97-5	
Bromodichloromethane	ND	ug/L	1.0	1		11/25/20 16:01	75-27-4	
Bromoform	ND	ug/L	1.0	1		11/25/20 16:01	75-25-2	
Bromomethane	ND	ug/L	2.0	1		11/25/20 16:01	74-83-9	IK
2-Butanone (MEK)	ND	ug/L	5.0	1		11/25/20 16:01	78-93-3	
Carbon tetrachloride	ND	ug/L	1.0	1		11/25/20 16:01	56-23-5	
Chlorobenzene	ND	ug/L	1.0	1		11/25/20 16:01	108-90-7	
Chloroethane	ND	ug/L	1.0	1		11/25/20 16:01	75-00-3	
Chloroform	ND	ug/L	5.0	1		11/25/20 16:01	67-66-3	
Chloromethane	ND	ug/L	1.0	1		11/25/20 16:01	74-87-3	
2-Chlorotoluene	ND	ug/L	1.0	1		11/25/20 16:01	95-49-8	
4-Chlorotoluene	ND	ug/L	1.0	1		11/25/20 16:01	106-43-4	
1,2-Dibromo-3-chloropropane	ND	ug/L	5.0	1		11/25/20 16:01	96-12-8	
Dibromochloromethane	ND	ug/L	1.0	1		11/25/20 16:01	124-48-1	
1,2-Dibromoethane (EDB)	ND	ug/L	1.0	1		11/25/20 16:01	106-93-4	
Dibromomethane	ND	ug/L	1.0	1		11/25/20 16:01	74-95-3	
1,2-Dichlorobenzene	ND	ug/L	1.0	1		11/25/20 16:01	95-50-1	
1,3-Dichlorobenzene	ND	ug/L	1.0	1		11/25/20 16:01	541-73-1	
1,4-Dichlorobenzene	ND	ug/L	1.0	1		11/25/20 16:01	106-46-7	
Dichlorodifluoromethane	ND	ug/L	1.0	1		11/25/20 16:01	75-71-8	
1,1-Dichloroethane	ND	ug/L	1.0	1		11/25/20 16:01	75-34-3	
1,2-Dichloroethane	ND	ug/L	1.0	1		11/25/20 16:01	107-06-2	
1,1-Dichloroethene	ND	ug/L	1.0	1		11/25/20 16:01	75-35-4	
cis-1,2-Dichloroethene	ND	ug/L	1.0	1		11/25/20 16:01	156-59-2	
trans-1,2-Dichloroethene	ND	ug/L	1.0	1		11/25/20 16:01	156-60-5	
1,2-Dichloropropane	ND	ug/L	1.0	1		11/25/20 16:01	78-87-5	
1,3-Dichloropropane	ND	ug/L	1.0	1		11/25/20 16:01	142-28-9	
2,2-Dichloropropane	ND	ug/L	1.0	1		11/25/20 16:01	594-20-7	
1,1-Dichloropropene	ND	ug/L	1.0	1		11/25/20 16:01	563-58-6	
cis-1,3-Dichloropropene	ND	ug/L	1.0	1		11/25/20 16:01	10061-01-5	
trans-1,3-Dichloropropene	ND	ug/L	1.0	1		11/25/20 16:01	10061-02-6	
Diisopropyl ether	ND	ug/L	1.0	1		11/25/20 16:01	108-20-3	
Ethylbenzene	ND	ug/L	1.0	1		11/25/20 16:01	100-41-4	
Hexachloro-1,3-butadiene	ND	ug/L	1.0	1		11/25/20 16:01	87-68-3	
2-Hexanone	ND	ug/L	5.0	1		11/25/20 16:01	591-78-6	
p-Isopropyltoluene	ND	ug/L	1.0	1		11/25/20 16:01	99-87-6	
Methylene Chloride	ND	ug/L	5.0	1		11/25/20 16:01	75-09-2	
4-Methyl-2-pentanone (MIBK)	ND	ug/L	5.0	1		11/25/20 16:01	108-10-1	
Methyl-tert-butyl ether	ND	ug/L	1.0	1		11/25/20 16:01	1634-04-4	
Naphthalene	ND	ug/L	1.0	1		11/25/20 16:01	91-20-3	
Styrene	ND	ug/L	1.0	1		11/25/20 16:01	100-42-5	
1,1,1,2-Tetrachloroethane	ND	ug/L	1.0	1		11/25/20 16:01	630-20-6	
1,1,2,2-Tetrachloroethane	ND	ug/L	1.0	1		11/25/20 16:01	79-34-5	

REPORT OF LABORATORY ANALYSIS

This report shall not be reproduced, except in full,
without the written consent of Pace Analytical Services, LLC.

ANALYTICAL RESULTS

Project: Kop Flex
Pace Project No.: 92507939

Sample: MW-34D	Lab ID: 92507939004	Collected: 11/23/20 10:45	Received: 11/24/20 11:00	Matrix: Water				
Parameters	Results	Units	Report Limit	DF	Prepared	Analyzed	CAS No.	Qual
8260D MSV Low Level								
Analytical Method: EPA 8260D								
Pace Analytical Services - Charlotte								
Tetrachloroethene	ND	ug/L	1.0	1		11/25/20 16:01	127-18-4	
Toluene	ND	ug/L	1.0	1		11/25/20 16:01	108-88-3	
1,2,3-Trichlorobenzene	ND	ug/L	1.0	1		11/25/20 16:01	87-61-6	
1,2,4-Trichlorobenzene	ND	ug/L	1.0	1		11/25/20 16:01	120-82-1	
1,1,1-Trichloroethane	ND	ug/L	1.0	1		11/25/20 16:01	71-55-6	
1,1,2-Trichloroethane	ND	ug/L	1.0	1		11/25/20 16:01	79-00-5	
Trichloroethene	ND	ug/L	1.0	1		11/25/20 16:01	79-01-6	
Trichlorofluoromethane	ND	ug/L	1.0	1		11/25/20 16:01	75-69-4	
1,2,3-Trichloropropane	ND	ug/L	1.0	1		11/25/20 16:01	96-18-4	
Vinyl acetate	ND	ug/L	2.0	1		11/25/20 16:01	108-05-4	
Vinyl chloride	ND	ug/L	1.0	1		11/25/20 16:01	75-01-4	
Xylene (Total)	ND	ug/L	1.0	1		11/25/20 16:01	1330-20-7	
m&p-Xylene	ND	ug/L	2.0	1		11/25/20 16:01	179601-23-1	
o-Xylene	ND	ug/L	1.0	1		11/25/20 16:01	95-47-6	
Surrogates								
4-Bromofluorobenzene (S)	100	%	70-130	1		11/25/20 16:01	460-00-4	
1,2-Dichloroethane-d4 (S)	95	%	70-130	1		11/25/20 16:01	17060-07-0	
Toluene-d8 (S)	102	%	70-130	1		11/25/20 16:01	2037-26-5	
8260D MSV SIM								
Analytical Method: EPA 8260D Mod.								
Pace Analytical Services - Charlotte								
1,4-Dioxane (p-Dioxane)	ND	ug/L	2.0	1		11/24/20 21:50	123-91-1	
Surrogates								
1,2-Dichloroethane-d4 (S)	99	%	70-130	1		11/24/20 21:50	17060-07-0	
Toluene-d8 (S)	92	%	66-133	1		11/24/20 21:50	2037-26-5	

REPORT OF LABORATORY ANALYSIS

This report shall not be reproduced, except in full,
without the written consent of Pace Analytical Services, LLC.

ANALYTICAL RESULTS

Project: Kop Flex
Pace Project No.: 92507939

Sample: MW-29D	Lab ID: 92507939005	Collected: 11/23/20 11:25	Received: 11/24/20 11:00	Matrix: Water				
Parameters	Results	Units	Report Limit	DF	Prepared	Analyzed	CAS No.	Qual
8260D MSV Low Level		Analytical Method: EPA 8260D Pace Analytical Services - Charlotte						
Acetone	ND	ug/L	25.0	1		11/25/20 16:19	67-64-1	
Benzene	ND	ug/L	1.0	1		11/25/20 16:19	71-43-2	
Bromobenzene	ND	ug/L	1.0	1		11/25/20 16:19	108-86-1	
Bromochloromethane	ND	ug/L	1.0	1		11/25/20 16:19	74-97-5	
Bromodichloromethane	ND	ug/L	1.0	1		11/25/20 16:19	75-27-4	
Bromoform	ND	ug/L	1.0	1		11/25/20 16:19	75-25-2	
Bromomethane	ND	ug/L	2.0	1		11/25/20 16:19	74-83-9	IK
2-Butanone (MEK)	ND	ug/L	5.0	1		11/25/20 16:19	78-93-3	
Carbon tetrachloride	ND	ug/L	1.0	1		11/25/20 16:19	56-23-5	
Chlorobenzene	ND	ug/L	1.0	1		11/25/20 16:19	108-90-7	
Chloroethane	ND	ug/L	1.0	1		11/25/20 16:19	75-00-3	
Chloroform	ND	ug/L	5.0	1		11/25/20 16:19	67-66-3	
Chloromethane	ND	ug/L	1.0	1		11/25/20 16:19	74-87-3	
2-Chlorotoluene	ND	ug/L	1.0	1		11/25/20 16:19	95-49-8	
4-Chlorotoluene	ND	ug/L	1.0	1		11/25/20 16:19	106-43-4	
1,2-Dibromo-3-chloropropane	ND	ug/L	5.0	1		11/25/20 16:19	96-12-8	
Dibromochloromethane	ND	ug/L	1.0	1		11/25/20 16:19	124-48-1	
1,2-Dibromoethane (EDB)	ND	ug/L	1.0	1		11/25/20 16:19	106-93-4	
Dibromomethane	ND	ug/L	1.0	1		11/25/20 16:19	74-95-3	
1,2-Dichlorobenzene	ND	ug/L	1.0	1		11/25/20 16:19	95-50-1	
1,3-Dichlorobenzene	ND	ug/L	1.0	1		11/25/20 16:19	541-73-1	
1,4-Dichlorobenzene	ND	ug/L	1.0	1		11/25/20 16:19	106-46-7	
Dichlorodifluoromethane	ND	ug/L	1.0	1		11/25/20 16:19	75-71-8	
1,1-Dichloroethane	ND	ug/L	1.0	1		11/25/20 16:19	75-34-3	
1,2-Dichloroethane	ND	ug/L	1.0	1		11/25/20 16:19	107-06-2	
1,1-Dichloroethene	ND	ug/L	1.0	1		11/25/20 16:19	75-35-4	
cis-1,2-Dichloroethene	ND	ug/L	1.0	1		11/25/20 16:19	156-59-2	
trans-1,2-Dichloroethene	ND	ug/L	1.0	1		11/25/20 16:19	156-60-5	
1,2-Dichloropropane	ND	ug/L	1.0	1		11/25/20 16:19	78-87-5	
1,3-Dichloropropane	ND	ug/L	1.0	1		11/25/20 16:19	142-28-9	
2,2-Dichloropropane	ND	ug/L	1.0	1		11/25/20 16:19	594-20-7	
1,1-Dichloropropene	ND	ug/L	1.0	1		11/25/20 16:19	563-58-6	
cis-1,3-Dichloropropene	ND	ug/L	1.0	1		11/25/20 16:19	10061-01-5	
trans-1,3-Dichloropropene	ND	ug/L	1.0	1		11/25/20 16:19	10061-02-6	
Diisopropyl ether	ND	ug/L	1.0	1		11/25/20 16:19	108-20-3	
Ethylbenzene	ND	ug/L	1.0	1		11/25/20 16:19	100-41-4	
Hexachloro-1,3-butadiene	ND	ug/L	1.0	1		11/25/20 16:19	87-68-3	
2-Hexanone	ND	ug/L	5.0	1		11/25/20 16:19	591-78-6	
p-Isopropyltoluene	ND	ug/L	1.0	1		11/25/20 16:19	99-87-6	
Methylene Chloride	ND	ug/L	5.0	1		11/25/20 16:19	75-09-2	
4-Methyl-2-pentanone (MIBK)	ND	ug/L	5.0	1		11/25/20 16:19	108-10-1	
Methyl-tert-butyl ether	ND	ug/L	1.0	1		11/25/20 16:19	1634-04-4	
Naphthalene	ND	ug/L	1.0	1		11/25/20 16:19	91-20-3	
Styrene	ND	ug/L	1.0	1		11/25/20 16:19	100-42-5	
1,1,1,2-Tetrachloroethane	ND	ug/L	1.0	1		11/25/20 16:19	630-20-6	
1,1,2,2-Tetrachloroethane	ND	ug/L	1.0	1		11/25/20 16:19	79-34-5	

REPORT OF LABORATORY ANALYSIS

This report shall not be reproduced, except in full,
without the written consent of Pace Analytical Services, LLC.

ANALYTICAL RESULTS

Project: Kop Flex
Pace Project No.: 92507939

Sample: MW-29D	Lab ID: 92507939005	Collected: 11/23/20 11:25	Received: 11/24/20 11:00	Matrix: Water				
Parameters	Results	Units	Report Limit	DF	Prepared	Analyzed	CAS No.	Qual
8260D MSV Low Level								
Analytical Method: EPA 8260D								
Pace Analytical Services - Charlotte								
Tetrachloroethene	ND	ug/L	1.0	1		11/25/20 16:19	127-18-4	
Toluene	ND	ug/L	1.0	1		11/25/20 16:19	108-88-3	
1,2,3-Trichlorobenzene	ND	ug/L	1.0	1		11/25/20 16:19	87-61-6	
1,2,4-Trichlorobenzene	ND	ug/L	1.0	1		11/25/20 16:19	120-82-1	
1,1,1-Trichloroethane	ND	ug/L	1.0	1		11/25/20 16:19	71-55-6	
1,1,2-Trichloroethane	ND	ug/L	1.0	1		11/25/20 16:19	79-00-5	
Trichloroethene	ND	ug/L	1.0	1		11/25/20 16:19	79-01-6	
Trichlorofluoromethane	ND	ug/L	1.0	1		11/25/20 16:19	75-69-4	
1,2,3-Trichloropropane	ND	ug/L	1.0	1		11/25/20 16:19	96-18-4	
Vinyl acetate	ND	ug/L	2.0	1		11/25/20 16:19	108-05-4	
Vinyl chloride	ND	ug/L	1.0	1		11/25/20 16:19	75-01-4	
Xylene (Total)	ND	ug/L	1.0	1		11/25/20 16:19	1330-20-7	
m&p-Xylene	ND	ug/L	2.0	1		11/25/20 16:19	179601-23-1	
o-Xylene	ND	ug/L	1.0	1		11/25/20 16:19	95-47-6	
Surrogates								
4-Bromofluorobenzene (S)	100	%	70-130	1		11/25/20 16:19	460-00-4	
1,2-Dichloroethane-d4 (S)	97	%	70-130	1		11/25/20 16:19	17060-07-0	
Toluene-d8 (S)	100	%	70-130	1		11/25/20 16:19	2037-26-5	
8260D MSV SIM								
Analytical Method: EPA 8260D Mod.								
Pace Analytical Services - Charlotte								
1,4-Dioxane (p-Dioxane)	ND	ug/L	2.0	1		11/24/20 22:09	123-91-1	
Surrogates								
1,2-Dichloroethane-d4 (S)	101	%	70-130	1		11/24/20 22:09	17060-07-0	
Toluene-d8 (S)	92	%	66-133	1		11/24/20 22:09	2037-26-5	

REPORT OF LABORATORY ANALYSIS

This report shall not be reproduced, except in full,
without the written consent of Pace Analytical Services, LLC.

ANALYTICAL RESULTS

Project: Kop Flex
Pace Project No.: 92507939

Sample: MW-30D-273	Lab ID: 92507939006	Collected: 11/23/20 11:50	Received: 11/24/20 11:00	Matrix: Water				
Parameters	Results	Units	Report Limit	DF	Prepared	Analyzed	CAS No.	Qual
8260D MSV Low Level		Analytical Method: EPA 8260D Pace Analytical Services - Charlotte						
Acetone	ND	ug/L	25.0	1		11/25/20 18:41	67-64-1	
Benzene	ND	ug/L	1.0	1		11/25/20 18:41	71-43-2	
Bromobenzene	ND	ug/L	1.0	1		11/25/20 18:41	108-86-1	
Bromochloromethane	ND	ug/L	1.0	1		11/25/20 18:41	74-97-5	
Bromodichloromethane	ND	ug/L	1.0	1		11/25/20 18:41	75-27-4	
Bromoform	ND	ug/L	1.0	1		11/25/20 18:41	75-25-2	
Bromomethane	ND	ug/L	2.0	1		11/25/20 18:41	74-83-9	IK
2-Butanone (MEK)	ND	ug/L	5.0	1		11/25/20 18:41	78-93-3	
Carbon tetrachloride	ND	ug/L	1.0	1		11/25/20 18:41	56-23-5	
Chlorobenzene	ND	ug/L	1.0	1		11/25/20 18:41	108-90-7	
Chloroethane	ND	ug/L	1.0	1		11/25/20 18:41	75-00-3	
Chloroform	ND	ug/L	5.0	1		11/25/20 18:41	67-66-3	
Chloromethane	ND	ug/L	1.0	1		11/25/20 18:41	74-87-3	
2-Chlorotoluene	ND	ug/L	1.0	1		11/25/20 18:41	95-49-8	
4-Chlorotoluene	ND	ug/L	1.0	1		11/25/20 18:41	106-43-4	
1,2-Dibromo-3-chloropropane	ND	ug/L	5.0	1		11/25/20 18:41	96-12-8	
Dibromochloromethane	ND	ug/L	1.0	1		11/25/20 18:41	124-48-1	
1,2-Dibromoethane (EDB)	ND	ug/L	1.0	1		11/25/20 18:41	106-93-4	
Dibromomethane	ND	ug/L	1.0	1		11/25/20 18:41	74-95-3	
1,2-Dichlorobenzene	ND	ug/L	1.0	1		11/25/20 18:41	95-50-1	
1,3-Dichlorobenzene	ND	ug/L	1.0	1		11/25/20 18:41	541-73-1	
1,4-Dichlorobenzene	ND	ug/L	1.0	1		11/25/20 18:41	106-46-7	
Dichlorodifluoromethane	ND	ug/L	1.0	1		11/25/20 18:41	75-71-8	
1,1-Dichloroethane	1.0	ug/L	1.0	1		11/25/20 18:41	75-34-3	
1,2-Dichloroethane	ND	ug/L	1.0	1		11/25/20 18:41	107-06-2	
1,1-Dichloroethene	39.5	ug/L	1.0	1		11/25/20 18:41	75-35-4	
cis-1,2-Dichloroethene	ND	ug/L	1.0	1		11/25/20 18:41	156-59-2	
trans-1,2-Dichloroethene	ND	ug/L	1.0	1		11/25/20 18:41	156-60-5	
1,2-Dichloropropane	ND	ug/L	1.0	1		11/25/20 18:41	78-87-5	
1,3-Dichloropropane	ND	ug/L	1.0	1		11/25/20 18:41	142-28-9	
2,2-Dichloropropane	ND	ug/L	1.0	1		11/25/20 18:41	594-20-7	
1,1-Dichloropropene	ND	ug/L	1.0	1		11/25/20 18:41	563-58-6	
cis-1,3-Dichloropropene	ND	ug/L	1.0	1		11/25/20 18:41	10061-01-5	
trans-1,3-Dichloropropene	ND	ug/L	1.0	1		11/25/20 18:41	10061-02-6	
Diisopropyl ether	ND	ug/L	1.0	1		11/25/20 18:41	108-20-3	
Ethylbenzene	ND	ug/L	1.0	1		11/25/20 18:41	100-41-4	
Hexachloro-1,3-butadiene	ND	ug/L	1.0	1		11/25/20 18:41	87-68-3	
2-Hexanone	ND	ug/L	5.0	1		11/25/20 18:41	591-78-6	
p-Isopropyltoluene	ND	ug/L	1.0	1		11/25/20 18:41	99-87-6	
Methylene Chloride	ND	ug/L	5.0	1		11/25/20 18:41	75-09-2	
4-Methyl-2-pentanone (MIBK)	ND	ug/L	5.0	1		11/25/20 18:41	108-10-1	
Methyl-tert-butyl ether	ND	ug/L	1.0	1		11/25/20 18:41	1634-04-4	
Naphthalene	ND	ug/L	1.0	1		11/25/20 18:41	91-20-3	
Styrene	ND	ug/L	1.0	1		11/25/20 18:41	100-42-5	
1,1,1,2-Tetrachloroethane	ND	ug/L	1.0	1		11/25/20 18:41	630-20-6	
1,1,2,2-Tetrachloroethane	ND	ug/L	1.0	1		11/25/20 18:41	79-34-5	

REPORT OF LABORATORY ANALYSIS

This report shall not be reproduced, except in full,
without the written consent of Pace Analytical Services, LLC.

ANALYTICAL RESULTS

Project: Kop Flex
Pace Project No.: 92507939

Sample: MW-30D-273	Lab ID: 92507939006	Collected: 11/23/20 11:50	Received: 11/24/20 11:00	Matrix: Water				
Parameters	Results	Units	Report Limit	DF	Prepared	Analyzed	CAS No.	Qual
8260D MSV Low Level								
Analytical Method: EPA 8260D								
Pace Analytical Services - Charlotte								
Tetrachloroethene	ND	ug/L	1.0	1		11/25/20 18:41	127-18-4	
Toluene	ND	ug/L	1.0	1		11/25/20 18:41	108-88-3	
1,2,3-Trichlorobenzene	ND	ug/L	1.0	1		11/25/20 18:41	87-61-6	
1,2,4-Trichlorobenzene	ND	ug/L	1.0	1		11/25/20 18:41	120-82-1	
1,1,1-Trichloroethane	ND	ug/L	1.0	1		11/25/20 18:41	71-55-6	
1,1,2-Trichloroethane	ND	ug/L	1.0	1		11/25/20 18:41	79-00-5	
Trichloroethene	ND	ug/L	1.0	1		11/25/20 18:41	79-01-6	
Trichlorofluoromethane	ND	ug/L	1.0	1		11/25/20 18:41	75-69-4	
1,2,3-Trichloropropane	ND	ug/L	1.0	1		11/25/20 18:41	96-18-4	
Vinyl acetate	ND	ug/L	2.0	1		11/25/20 18:41	108-05-4	
Vinyl chloride	ND	ug/L	1.0	1		11/25/20 18:41	75-01-4	
Xylene (Total)	ND	ug/L	1.0	1		11/25/20 18:41	1330-20-7	
m&p-Xylene	ND	ug/L	2.0	1		11/25/20 18:41	179601-23-1	
o-Xylene	ND	ug/L	1.0	1		11/25/20 18:41	95-47-6	
Surrogates								
4-Bromofluorobenzene (S)	100	%	70-130	1		11/25/20 18:41	460-00-4	
1,2-Dichloroethane-d4 (S)	96	%	70-130	1		11/25/20 18:41	17060-07-0	
Toluene-d8 (S)	99	%	70-130	1		11/25/20 18:41	2037-26-5	
8260D MSV SIM								
Analytical Method: EPA 8260D Mod.								
Pace Analytical Services - Charlotte								
1,4-Dioxane (p-Dioxane)	19.5	ug/L	2.0	1		11/24/20 22:28	123-91-1	
Surrogates								
1,2-Dichloroethane-d4 (S)	98	%	70-130	1		11/24/20 22:28	17060-07-0	
Toluene-d8 (S)	93	%	66-133	1		11/24/20 22:28	2037-26-5	

REPORT OF LABORATORY ANALYSIS

This report shall not be reproduced, except in full,
without the written consent of Pace Analytical Services, LLC.

ANALYTICAL RESULTS

Project: Kop Flex
Pace Project No.: 92507939

Sample: MW-30D-413	Lab ID: 92507939007	Collected: 11/23/20 12:00	Received: 11/24/20 11:00	Matrix: Water				
Parameters	Results	Units	Report Limit	DF	Prepared	Analyzed	CAS No.	Qual
8260D MSV Low Level		Analytical Method: EPA 8260D Pace Analytical Services - Charlotte						
Acetone	ND	ug/L	25.0	1		11/25/20 16:54	67-64-1	
Benzene	ND	ug/L	1.0	1		11/25/20 16:54	71-43-2	
Bromobenzene	ND	ug/L	1.0	1		11/25/20 16:54	108-86-1	
Bromochloromethane	ND	ug/L	1.0	1		11/25/20 16:54	74-97-5	
Bromodichloromethane	ND	ug/L	1.0	1		11/25/20 16:54	75-27-4	
Bromoform	ND	ug/L	1.0	1		11/25/20 16:54	75-25-2	
Bromomethane	ND	ug/L	2.0	1		11/25/20 16:54	74-83-9	IK
2-Butanone (MEK)	ND	ug/L	5.0	1		11/25/20 16:54	78-93-3	
Carbon tetrachloride	ND	ug/L	1.0	1		11/25/20 16:54	56-23-5	
Chlorobenzene	ND	ug/L	1.0	1		11/25/20 16:54	108-90-7	
Chloroethane	ND	ug/L	1.0	1		11/25/20 16:54	75-00-3	
Chloroform	ND	ug/L	5.0	1		11/25/20 16:54	67-66-3	
Chloromethane	ND	ug/L	1.0	1		11/25/20 16:54	74-87-3	
2-Chlorotoluene	ND	ug/L	1.0	1		11/25/20 16:54	95-49-8	
4-Chlorotoluene	ND	ug/L	1.0	1		11/25/20 16:54	106-43-4	
1,2-Dibromo-3-chloropropane	ND	ug/L	5.0	1		11/25/20 16:54	96-12-8	
Dibromochloromethane	ND	ug/L	1.0	1		11/25/20 16:54	124-48-1	
1,2-Dibromoethane (EDB)	ND	ug/L	1.0	1		11/25/20 16:54	106-93-4	
Dibromomethane	ND	ug/L	1.0	1		11/25/20 16:54	74-95-3	
1,2-Dichlorobenzene	ND	ug/L	1.0	1		11/25/20 16:54	95-50-1	
1,3-Dichlorobenzene	ND	ug/L	1.0	1		11/25/20 16:54	541-73-1	
1,4-Dichlorobenzene	ND	ug/L	1.0	1		11/25/20 16:54	106-46-7	
Dichlorodifluoromethane	ND	ug/L	1.0	1		11/25/20 16:54	75-71-8	
1,1-Dichloroethane	ND	ug/L	1.0	1		11/25/20 16:54	75-34-3	
1,2-Dichloroethane	ND	ug/L	1.0	1		11/25/20 16:54	107-06-2	
1,1-Dichloroethene	ND	ug/L	1.0	1		11/25/20 16:54	75-35-4	
cis-1,2-Dichloroethene	ND	ug/L	1.0	1		11/25/20 16:54	156-59-2	
trans-1,2-Dichloroethene	ND	ug/L	1.0	1		11/25/20 16:54	156-60-5	
1,2-Dichloropropane	ND	ug/L	1.0	1		11/25/20 16:54	78-87-5	
1,3-Dichloropropane	ND	ug/L	1.0	1		11/25/20 16:54	142-28-9	
2,2-Dichloropropane	ND	ug/L	1.0	1		11/25/20 16:54	594-20-7	
1,1-Dichloropropene	ND	ug/L	1.0	1		11/25/20 16:54	563-58-6	
cis-1,3-Dichloropropene	ND	ug/L	1.0	1		11/25/20 16:54	10061-01-5	
trans-1,3-Dichloropropene	ND	ug/L	1.0	1		11/25/20 16:54	10061-02-6	
Diisopropyl ether	ND	ug/L	1.0	1		11/25/20 16:54	108-20-3	
Ethylbenzene	ND	ug/L	1.0	1		11/25/20 16:54	100-41-4	
Hexachloro-1,3-butadiene	ND	ug/L	1.0	1		11/25/20 16:54	87-68-3	
2-Hexanone	ND	ug/L	5.0	1		11/25/20 16:54	591-78-6	
p-Isopropyltoluene	ND	ug/L	1.0	1		11/25/20 16:54	99-87-6	
Methylene Chloride	ND	ug/L	5.0	1		11/25/20 16:54	75-09-2	
4-Methyl-2-pentanone (MIBK)	ND	ug/L	5.0	1		11/25/20 16:54	108-10-1	
Methyl-tert-butyl ether	ND	ug/L	1.0	1		11/25/20 16:54	1634-04-4	
Naphthalene	ND	ug/L	1.0	1		11/25/20 16:54	91-20-3	
Styrene	ND	ug/L	1.0	1		11/25/20 16:54	100-42-5	
1,1,1,2-Tetrachloroethane	ND	ug/L	1.0	1		11/25/20 16:54	630-20-6	
1,1,2,2-Tetrachloroethane	ND	ug/L	1.0	1		11/25/20 16:54	79-34-5	

REPORT OF LABORATORY ANALYSIS

This report shall not be reproduced, except in full,
without the written consent of Pace Analytical Services, LLC.

ANALYTICAL RESULTS

Project: Kop Flex

Pace Project No.: 92507939

Parameters	Results	Units	Report Limit	DF	Prepared	Analyzed	CAS No.	Qual
Sample: MW-30D-413								
Lab ID: 92507939007								
Collected: 11/23/20 12:00								
Received: 11/24/20 11:00								
Matrix: Water								
8260D MSV Low Level								
Analytical Method: EPA 8260D								
Pace Analytical Services - Charlotte								
Tetrachloroethene	ND	ug/L	1.0	1		11/25/20 16:54	127-18-4	
Toluene	ND	ug/L	1.0	1		11/25/20 16:54	108-88-3	
1,2,3-Trichlorobenzene	ND	ug/L	1.0	1		11/25/20 16:54	87-61-6	
1,2,4-Trichlorobenzene	ND	ug/L	1.0	1		11/25/20 16:54	120-82-1	
1,1,1-Trichloroethane	ND	ug/L	1.0	1		11/25/20 16:54	71-55-6	
1,1,2-Trichloroethane	ND	ug/L	1.0	1		11/25/20 16:54	79-00-5	
Trichloroethene	ND	ug/L	1.0	1		11/25/20 16:54	79-01-6	
Trichlorofluoromethane	ND	ug/L	1.0	1		11/25/20 16:54	75-69-4	
1,2,3-Trichloropropane	ND	ug/L	1.0	1		11/25/20 16:54	96-18-4	
Vinyl acetate	ND	ug/L	2.0	1		11/25/20 16:54	108-05-4	
Vinyl chloride	ND	ug/L	1.0	1		11/25/20 16:54	75-01-4	
Xylene (Total)	ND	ug/L	1.0	1		11/25/20 16:54	1330-20-7	
m&p-Xylene	ND	ug/L	2.0	1		11/25/20 16:54	179601-23-1	
o-Xylene	ND	ug/L	1.0	1		11/25/20 16:54	95-47-6	
Surrogates								
4-Bromofluorobenzene (S)	100	%	70-130	1		11/25/20 16:54	460-00-4	
1,2-Dichloroethane-d4 (S)	96	%	70-130	1		11/25/20 16:54	17060-07-0	
Toluene-d8 (S)	99	%	70-130	1		11/25/20 16:54	2037-26-5	
8260D MSV SIM								
Analytical Method: EPA 8260D Mod.								
Pace Analytical Services - Charlotte								
1,4-Dioxane (p-Dioxane)	ND	ug/L	2.0	1		11/24/20 22:48	123-91-1	
Surrogates								
1,2-Dichloroethane-d4 (S)	98	%	70-130	1		11/24/20 22:48	17060-07-0	
Toluene-d8 (S)	91	%	66-133	1		11/24/20 22:48	2037-26-5	

REPORT OF LABORATORY ANALYSIS

This report shall not be reproduced, except in full,
without the written consent of Pace Analytical Services, LLC.

ANALYTICAL RESULTS

Project: Kop Flex
Pace Project No.: 92507939

Sample: MW-33D-295	Lab ID: 92507939008	Collected: 11/23/20 12:20	Received: 11/24/20 11:00	Matrix: Water				
Parameters	Results	Units	Report Limit	DF	Prepared	Analyzed	CAS No.	Qual
8260D MSV Low Level		Analytical Method: EPA 8260D Pace Analytical Services - Charlotte						
Acetone	ND	ug/L	25.0	1		12/01/20 16:50	67-64-1	
Benzene	ND	ug/L	1.0	1		12/01/20 16:50	71-43-2	
Bromobenzene	ND	ug/L	1.0	1		12/01/20 16:50	108-86-1	
Bromochloromethane	ND	ug/L	1.0	1		12/01/20 16:50	74-97-5	
Bromodichloromethane	ND	ug/L	1.0	1		12/01/20 16:50	75-27-4	
Bromoform	ND	ug/L	1.0	1		12/01/20 16:50	75-25-2	
Bromomethane	ND	ug/L	2.0	1		12/01/20 16:50	74-83-9	v2
2-Butanone (MEK)	ND	ug/L	5.0	1		12/01/20 16:50	78-93-3	
Carbon tetrachloride	ND	ug/L	1.0	1		12/01/20 16:50	56-23-5	
Chlorobenzene	ND	ug/L	1.0	1		12/01/20 16:50	108-90-7	
Chloroethane	ND	ug/L	1.0	1		12/01/20 16:50	75-00-3	
Chloroform	ND	ug/L	5.0	1		12/01/20 16:50	67-66-3	
Chloromethane	ND	ug/L	1.0	1		12/01/20 16:50	74-87-3	
2-Chlorotoluene	ND	ug/L	1.0	1		12/01/20 16:50	95-49-8	
4-Chlorotoluene	ND	ug/L	1.0	1		12/01/20 16:50	106-43-4	
1,2-Dibromo-3-chloropropane	ND	ug/L	5.0	1		12/01/20 16:50	96-12-8	
Dibromochloromethane	ND	ug/L	1.0	1		12/01/20 16:50	124-48-1	
1,2-Dibromoethane (EDB)	ND	ug/L	1.0	1		12/01/20 16:50	106-93-4	
Dibromomethane	ND	ug/L	1.0	1		12/01/20 16:50	74-95-3	
1,2-Dichlorobenzene	ND	ug/L	1.0	1		12/01/20 16:50	95-50-1	
1,3-Dichlorobenzene	ND	ug/L	1.0	1		12/01/20 16:50	541-73-1	
1,4-Dichlorobenzene	ND	ug/L	1.0	1		12/01/20 16:50	106-46-7	
Dichlorodifluoromethane	ND	ug/L	1.0	1		12/01/20 16:50	75-71-8	
1,1-Dichloroethane	ND	ug/L	1.0	1		12/01/20 16:50	75-34-3	
1,2-Dichloroethane	ND	ug/L	1.0	1		12/01/20 16:50	107-06-2	
1,1-Dichloroethene	3.6	ug/L	1.0	1		12/01/20 16:50	75-35-4	
cis-1,2-Dichloroethene	ND	ug/L	1.0	1		12/01/20 16:50	156-59-2	
trans-1,2-Dichloroethene	ND	ug/L	1.0	1		12/01/20 16:50	156-60-5	
1,2-Dichloropropane	ND	ug/L	1.0	1		12/01/20 16:50	78-87-5	
1,3-Dichloropropane	ND	ug/L	1.0	1		12/01/20 16:50	142-28-9	
2,2-Dichloropropane	ND	ug/L	1.0	1		12/01/20 16:50	594-20-7	
1,1-Dichloropropene	ND	ug/L	1.0	1		12/01/20 16:50	563-58-6	
cis-1,3-Dichloropropene	ND	ug/L	1.0	1		12/01/20 16:50	10061-01-5	
trans-1,3-Dichloropropene	ND	ug/L	1.0	1		12/01/20 16:50	10061-02-6	
Diisopropyl ether	ND	ug/L	1.0	1		12/01/20 16:50	108-20-3	
Ethylbenzene	ND	ug/L	1.0	1		12/01/20 16:50	100-41-4	
Hexachloro-1,3-butadiene	ND	ug/L	1.0	1		12/01/20 16:50	87-68-3	
2-Hexanone	ND	ug/L	5.0	1		12/01/20 16:50	591-78-6	
p-Isopropyltoluene	ND	ug/L	1.0	1		12/01/20 16:50	99-87-6	
Methylene Chloride	ND	ug/L	5.0	1		12/01/20 16:50	75-09-2	
4-Methyl-2-pentanone (MIBK)	ND	ug/L	5.0	1		12/01/20 16:50	108-10-1	v2
Methyl-tert-butyl ether	ND	ug/L	1.0	1		12/01/20 16:50	1634-04-4	
Naphthalene	ND	ug/L	1.0	1		12/01/20 16:50	91-20-3	
Styrene	ND	ug/L	1.0	1		12/01/20 16:50	100-42-5	
1,1,1,2-Tetrachloroethane	ND	ug/L	1.0	1		12/01/20 16:50	630-20-6	
1,1,2,2-Tetrachloroethane	ND	ug/L	1.0	1		12/01/20 16:50	79-34-5	

REPORT OF LABORATORY ANALYSIS

This report shall not be reproduced, except in full,
without the written consent of Pace Analytical Services, LLC.

ANALYTICAL RESULTS

Project: Kop Flex
Pace Project No.: 92507939

Sample: MW-33D-295 **Lab ID: 92507939008** Collected: 11/23/20 12:20 Received: 11/24/20 11:00 Matrix: Water

Parameters	Results	Units	Report Limit	DF	Prepared	Analyzed	CAS No.	Qual
------------	---------	-------	--------------	----	----------	----------	---------	------

8260D MSV Low Level

Analytical Method: EPA 8260D
Pace Analytical Services - Charlotte

Tetrachloroethene	ND	ug/L	1.0	1		12/01/20 16:50	127-18-4	
Toluene	ND	ug/L	1.0	1		12/01/20 16:50	108-88-3	
1,2,3-Trichlorobenzene	ND	ug/L	1.0	1		12/01/20 16:50	87-61-6	
1,2,4-Trichlorobenzene	ND	ug/L	1.0	1		12/01/20 16:50	120-82-1	
1,1,1-Trichloroethane	ND	ug/L	1.0	1		12/01/20 16:50	71-55-6	
1,1,2-Trichloroethane	ND	ug/L	1.0	1		12/01/20 16:50	79-00-5	
Trichloroethene	ND	ug/L	1.0	1		12/01/20 16:50	79-01-6	
Trichlorofluoromethane	ND	ug/L	1.0	1		12/01/20 16:50	75-69-4	
1,2,3-Trichloropropane	ND	ug/L	1.0	1		12/01/20 16:50	96-18-4	
Vinyl acetate	ND	ug/L	2.0	1		12/01/20 16:50	108-05-4	
Vinyl chloride	ND	ug/L	1.0	1		12/01/20 16:50	75-01-4	
Xylene (Total)	ND	ug/L	1.0	1		12/01/20 16:50	1330-20-7	
m&p-Xylene	ND	ug/L	2.0	1		12/01/20 16:50	179601-23-1	
o-Xylene	ND	ug/L	1.0	1		12/01/20 16:50	95-47-6	
Surrogates								
4-Bromofluorobenzene (S)	101	%	70-130	1		12/01/20 16:50	460-00-4	
1,2-Dichloroethane-d4 (S)	96	%	70-130	1		12/01/20 16:50	17060-07-0	
Toluene-d8 (S)	105	%	70-130	1		12/01/20 16:50	2037-26-5	

8260D MSV SIM

Analytical Method: EPA 8260D Mod.
Pace Analytical Services - Charlotte

1,4-Dioxane (p-Dioxane)	6.0	ug/L	2.0	1		11/25/20 01:03	123-91-1	
Surrogates								
1,2-Dichloroethane-d4 (S)	101	%	70-130	1		11/25/20 01:03	17060-07-0	
Toluene-d8 (S)	93	%	66-133	1		11/25/20 01:03	2037-26-5	

REPORT OF LABORATORY ANALYSIS

This report shall not be reproduced, except in full,
without the written consent of Pace Analytical Services, LLC.

ANALYTICAL RESULTS

Project: Kop Flex
Pace Project No.: 92507939

Sample: MW-33D-235	Lab ID: 92507939009	Collected: 11/23/20 12:25	Received: 11/24/20 11:00	Matrix: Water				
Parameters	Results	Units	Report Limit	DF	Prepared	Analyzed	CAS No.	Qual
8260D MSV Low Level		Analytical Method: EPA 8260D Pace Analytical Services - Charlotte						
Acetone	ND	ug/L	25.0	1		11/26/20 01:18	67-64-1	
Benzene	ND	ug/L	1.0	1		11/26/20 01:18	71-43-2	
Bromobenzene	ND	ug/L	1.0	1		11/26/20 01:18	108-86-1	
Bromochloromethane	ND	ug/L	1.0	1		11/26/20 01:18	74-97-5	
Bromodichloromethane	ND	ug/L	1.0	1		11/26/20 01:18	75-27-4	
Bromoform	ND	ug/L	1.0	1		11/26/20 01:18	75-25-2	
Bromomethane	ND	ug/L	2.0	1		11/26/20 01:18	74-83-9	v2
2-Butanone (MEK)	ND	ug/L	5.0	1		11/26/20 01:18	78-93-3	
Carbon tetrachloride	ND	ug/L	1.0	1		11/26/20 01:18	56-23-5	
Chlorobenzene	ND	ug/L	1.0	1		11/26/20 01:18	108-90-7	
Chloroethane	ND	ug/L	1.0	1		11/26/20 01:18	75-00-3	IK,v3
Chloroform	ND	ug/L	5.0	1		11/26/20 01:18	67-66-3	
Chloromethane	ND	ug/L	1.0	1		11/26/20 01:18	74-87-3	
2-Chlorotoluene	ND	ug/L	1.0	1		11/26/20 01:18	95-49-8	
4-Chlorotoluene	ND	ug/L	1.0	1		11/26/20 01:18	106-43-4	
1,2-Dibromo-3-chloropropane	ND	ug/L	5.0	1		11/26/20 01:18	96-12-8	
Dibromochloromethane	ND	ug/L	1.0	1		11/26/20 01:18	124-48-1	
1,2-Dibromoethane (EDB)	ND	ug/L	1.0	1		11/26/20 01:18	106-93-4	
Dibromomethane	ND	ug/L	1.0	1		11/26/20 01:18	74-95-3	
1,2-Dichlorobenzene	ND	ug/L	1.0	1		11/26/20 01:18	95-50-1	
1,3-Dichlorobenzene	ND	ug/L	1.0	1		11/26/20 01:18	541-73-1	
1,4-Dichlorobenzene	ND	ug/L	1.0	1		11/26/20 01:18	106-46-7	
Dichlorodifluoromethane	ND	ug/L	1.0	1		11/26/20 01:18	75-71-8	
1,1-Dichloroethane	ND	ug/L	1.0	1		11/26/20 01:18	75-34-3	
1,2-Dichloroethane	ND	ug/L	1.0	1		11/26/20 01:18	107-06-2	
1,1-Dichloroethene	ND	ug/L	1.0	1		11/26/20 01:18	75-35-4	
cis-1,2-Dichloroethene	ND	ug/L	1.0	1		11/26/20 01:18	156-59-2	
trans-1,2-Dichloroethene	ND	ug/L	1.0	1		11/26/20 01:18	156-60-5	
1,2-Dichloropropane	ND	ug/L	1.0	1		11/26/20 01:18	78-87-5	
1,3-Dichloropropane	ND	ug/L	1.0	1		11/26/20 01:18	142-28-9	
2,2-Dichloropropane	ND	ug/L	1.0	1		11/26/20 01:18	594-20-7	
1,1-Dichloropropene	ND	ug/L	1.0	1		11/26/20 01:18	563-58-6	
cis-1,3-Dichloropropene	ND	ug/L	1.0	1		11/26/20 01:18	10061-01-5	
trans-1,3-Dichloropropene	ND	ug/L	1.0	1		11/26/20 01:18	10061-02-6	
Diisopropyl ether	ND	ug/L	1.0	1		11/26/20 01:18	108-20-3	
Ethylbenzene	ND	ug/L	1.0	1		11/26/20 01:18	100-41-4	
Hexachloro-1,3-butadiene	ND	ug/L	1.0	1		11/26/20 01:18	87-68-3	
2-Hexanone	ND	ug/L	5.0	1		11/26/20 01:18	591-78-6	
p-Isopropyltoluene	ND	ug/L	1.0	1		11/26/20 01:18	99-87-6	
Methylene Chloride	ND	ug/L	5.0	1		11/26/20 01:18	75-09-2	
4-Methyl-2-pentanone (MIBK)	ND	ug/L	5.0	1		11/26/20 01:18	108-10-1	
Methyl-tert-butyl ether	ND	ug/L	1.0	1		11/26/20 01:18	1634-04-4	
Naphthalene	ND	ug/L	1.0	1		11/26/20 01:18	91-20-3	
Styrene	ND	ug/L	1.0	1		11/26/20 01:18	100-42-5	
1,1,1,2-Tetrachloroethane	ND	ug/L	1.0	1		11/26/20 01:18	630-20-6	
1,1,2,2-Tetrachloroethane	ND	ug/L	1.0	1		11/26/20 01:18	79-34-5	M1,R1

REPORT OF LABORATORY ANALYSIS

This report shall not be reproduced, except in full,
without the written consent of Pace Analytical Services, LLC.

ANALYTICAL RESULTS

Project: Kop Flex
Pace Project No.: 92507939

Sample: MW-33D-235	Lab ID: 92507939009	Collected: 11/23/20 12:25	Received: 11/24/20 11:00	Matrix: Water				
Parameters	Results	Units	Report Limit	DF	Prepared	Analyzed	CAS No.	Qual
8260D MSV Low Level								
Analytical Method: EPA 8260D								
Pace Analytical Services - Charlotte								
Tetrachloroethene	ND	ug/L	1.0	1		11/26/20 01:18	127-18-4	
Toluene	ND	ug/L	1.0	1		11/26/20 01:18	108-88-3	
1,2,3-Trichlorobenzene	ND	ug/L	1.0	1		11/26/20 01:18	87-61-6	
1,2,4-Trichlorobenzene	ND	ug/L	1.0	1		11/26/20 01:18	120-82-1	
1,1,1-Trichloroethane	ND	ug/L	1.0	1		11/26/20 01:18	71-55-6	
1,1,2-Trichloroethane	ND	ug/L	1.0	1		11/26/20 01:18	79-00-5	
Trichloroethene	ND	ug/L	1.0	1		11/26/20 01:18	79-01-6	
Trichlorofluoromethane	ND	ug/L	1.0	1		11/26/20 01:18	75-69-4	v1
1,2,3-Trichloropropane	ND	ug/L	1.0	1		11/26/20 01:18	96-18-4	R1
Vinyl acetate	ND	ug/L	2.0	1		11/26/20 01:18	108-05-4	
Vinyl chloride	ND	ug/L	1.0	1		11/26/20 01:18	75-01-4	
Xylene (Total)	ND	ug/L	1.0	1		11/26/20 01:18	1330-20-7	
m&p-Xylene	ND	ug/L	2.0	1		11/26/20 01:18	179601-23-1	
o-Xylene	ND	ug/L	1.0	1		11/26/20 01:18	95-47-6	
Surrogates								
4-Bromofluorobenzene (S)	102	%	70-130	1		11/26/20 01:18	460-00-4	
1,2-Dichloroethane-d4 (S)	120	%	70-130	1		11/26/20 01:18	17060-07-0	
Toluene-d8 (S)	101	%	70-130	1		11/26/20 01:18	2037-26-5	
8260D MSV SIM								
Analytical Method: EPA 8260D Mod.								
Pace Analytical Services - Charlotte								
1,4-Dioxane (p-Dioxane)	ND	ug/L	2.0	1		11/25/20 18:36	123-91-1	
Surrogates								
1,2-Dichloroethane-d4 (S)	90	%	70-130	1		11/25/20 18:36	17060-07-0	
Toluene-d8 (S)	93	%	66-133	1		11/25/20 18:36	2037-26-5	

REPORT OF LABORATORY ANALYSIS

This report shall not be reproduced, except in full,
without the written consent of Pace Analytical Services, LLC.

ANALYTICAL RESULTS

Project: Kop Flex
Pace Project No.: 92507939

Sample: MW-32D	Lab ID: 92507939010	Collected: 11/23/20 14:15	Received: 11/24/20 11:00	Matrix: Water				
Parameters	Results	Units	Report Limit	DF	Prepared	Analyzed	CAS No.	Qual
8260D MSV Low Level		Analytical Method: EPA 8260D Pace Analytical Services - Charlotte						
Acetone	ND	ug/L	25.0	1		11/26/20 02:31	67-64-1	
Benzene	ND	ug/L	1.0	1		11/26/20 02:31	71-43-2	
Bromobenzene	ND	ug/L	1.0	1		11/26/20 02:31	108-86-1	
Bromochloromethane	ND	ug/L	1.0	1		11/26/20 02:31	74-97-5	
Bromodichloromethane	ND	ug/L	1.0	1		11/26/20 02:31	75-27-4	
Bromoform	ND	ug/L	1.0	1		11/26/20 02:31	75-25-2	
Bromomethane	ND	ug/L	2.0	1		11/26/20 02:31	74-83-9	v2
2-Butanone (MEK)	ND	ug/L	5.0	1		11/26/20 02:31	78-93-3	
Carbon tetrachloride	ND	ug/L	1.0	1		11/26/20 02:31	56-23-5	
Chlorobenzene	ND	ug/L	1.0	1		11/26/20 02:31	108-90-7	
Chloroethane	ND	ug/L	1.0	1		11/26/20 02:31	75-00-3	
Chloroform	ND	ug/L	5.0	1		11/26/20 02:31	67-66-3	
Chloromethane	ND	ug/L	1.0	1		11/26/20 02:31	74-87-3	
2-Chlorotoluene	ND	ug/L	1.0	1		11/26/20 02:31	95-49-8	
4-Chlorotoluene	ND	ug/L	1.0	1		11/26/20 02:31	106-43-4	
1,2-Dibromo-3-chloropropane	ND	ug/L	5.0	1		11/26/20 02:31	96-12-8	
Dibromochloromethane	ND	ug/L	1.0	1		11/26/20 02:31	124-48-1	
1,2-Dibromoethane (EDB)	ND	ug/L	1.0	1		11/26/20 02:31	106-93-4	
Dibromomethane	ND	ug/L	1.0	1		11/26/20 02:31	74-95-3	
1,2-Dichlorobenzene	ND	ug/L	1.0	1		11/26/20 02:31	95-50-1	
1,3-Dichlorobenzene	ND	ug/L	1.0	1		11/26/20 02:31	541-73-1	
1,4-Dichlorobenzene	ND	ug/L	1.0	1		11/26/20 02:31	106-46-7	
Dichlorodifluoromethane	ND	ug/L	1.0	1		11/26/20 02:31	75-71-8	
1,1-Dichloroethane	ND	ug/L	1.0	1		11/26/20 02:31	75-34-3	
1,2-Dichloroethane	ND	ug/L	1.0	1		11/26/20 02:31	107-06-2	
1,1-Dichloroethene	ND	ug/L	1.0	1		11/26/20 02:31	75-35-4	
cis-1,2-Dichloroethene	ND	ug/L	1.0	1		11/26/20 02:31	156-59-2	
trans-1,2-Dichloroethene	ND	ug/L	1.0	1		11/26/20 02:31	156-60-5	
1,2-Dichloropropane	ND	ug/L	1.0	1		11/26/20 02:31	78-87-5	
1,3-Dichloropropane	ND	ug/L	1.0	1		11/26/20 02:31	142-28-9	
2,2-Dichloropropane	ND	ug/L	1.0	1		11/26/20 02:31	594-20-7	
1,1-Dichloropropene	ND	ug/L	1.0	1		11/26/20 02:31	563-58-6	
cis-1,3-Dichloropropene	ND	ug/L	1.0	1		11/26/20 02:31	10061-01-5	
trans-1,3-Dichloropropene	ND	ug/L	1.0	1		11/26/20 02:31	10061-02-6	
Diisopropyl ether	ND	ug/L	1.0	1		11/26/20 02:31	108-20-3	
Ethylbenzene	ND	ug/L	1.0	1		11/26/20 02:31	100-41-4	
Hexachloro-1,3-butadiene	ND	ug/L	1.0	1		11/26/20 02:31	87-68-3	
2-Hexanone	ND	ug/L	5.0	1		11/26/20 02:31	591-78-6	
p-Isopropyltoluene	ND	ug/L	1.0	1		11/26/20 02:31	99-87-6	
Methylene Chloride	ND	ug/L	5.0	1		11/26/20 02:31	75-09-2	
4-Methyl-2-pentanone (MIBK)	ND	ug/L	5.0	1		11/26/20 02:31	108-10-1	
Methyl-tert-butyl ether	ND	ug/L	1.0	1		11/26/20 02:31	1634-04-4	
Naphthalene	ND	ug/L	1.0	1		11/26/20 02:31	91-20-3	
Styrene	ND	ug/L	1.0	1		11/26/20 02:31	100-42-5	
1,1,1,2-Tetrachloroethane	ND	ug/L	1.0	1		11/26/20 02:31	630-20-6	
1,1,2,2-Tetrachloroethane	ND	ug/L	1.0	1		11/26/20 02:31	79-34-5	

REPORT OF LABORATORY ANALYSIS

This report shall not be reproduced, except in full,
without the written consent of Pace Analytical Services, LLC.

ANALYTICAL RESULTS

Project: Kop Flex
Pace Project No.: 92507939

Sample: MW-32D	Lab ID: 92507939010	Collected: 11/23/20 14:15	Received: 11/24/20 11:00	Matrix: Water				
Parameters	Results	Units	Report Limit	DF	Prepared	Analyzed	CAS No.	Qual
8260D MSV Low Level								
Analytical Method: EPA 8260D								
Pace Analytical Services - Charlotte								
Tetrachloroethene	ND	ug/L	1.0	1		11/26/20 02:31	127-18-4	
Toluene	ND	ug/L	1.0	1		11/26/20 02:31	108-88-3	
1,2,3-Trichlorobenzene	ND	ug/L	1.0	1		11/26/20 02:31	87-61-6	
1,2,4-Trichlorobenzene	ND	ug/L	1.0	1		11/26/20 02:31	120-82-1	
1,1,1-Trichloroethane	ND	ug/L	1.0	1		11/26/20 02:31	71-55-6	
1,1,2-Trichloroethane	ND	ug/L	1.0	1		11/26/20 02:31	79-00-5	
Trichloroethene	ND	ug/L	1.0	1		11/26/20 02:31	79-01-6	
Trichlorofluoromethane	ND	ug/L	1.0	1		11/26/20 02:31	75-69-4	v1
1,2,3-Trichloropropane	ND	ug/L	1.0	1		11/26/20 02:31	96-18-4	
Vinyl acetate	ND	ug/L	2.0	1		11/26/20 02:31	108-05-4	
Vinyl chloride	ND	ug/L	1.0	1		11/26/20 02:31	75-01-4	
Xylene (Total)	ND	ug/L	1.0	1		11/26/20 02:31	1330-20-7	
m&p-Xylene	ND	ug/L	2.0	1		11/26/20 02:31	179601-23-1	
o-Xylene	ND	ug/L	1.0	1		11/26/20 02:31	95-47-6	
Surrogates								
4-Bromofluorobenzene (S)	104	%	70-130	1		11/26/20 02:31	460-00-4	
1,2-Dichloroethane-d4 (S)	123	%	70-130	1		11/26/20 02:31	17060-07-0	
Toluene-d8 (S)	99	%	70-130	1		11/26/20 02:31	2037-26-5	
8260D MSV SIM								
Analytical Method: EPA 8260D Mod.								
Pace Analytical Services - Charlotte								
1,4-Dioxane (p-Dioxane)	ND	ug/L	2.0	1		11/24/20 23:07	123-91-1	
Surrogates								
1,2-Dichloroethane-d4 (S)	101	%	70-130	1		11/24/20 23:07	17060-07-0	
Toluene-d8 (S)	93	%	66-133	1		11/24/20 23:07	2037-26-5	

REPORT OF LABORATORY ANALYSIS

This report shall not be reproduced, except in full,
without the written consent of Pace Analytical Services, LLC.

ANALYTICAL RESULTS

Project: Kop Flex
Pace Project No.: 92507939

Sample: MW-28D	Lab ID: 92507939011	Collected: 11/23/20 14:35	Received: 11/24/20 11:00	Matrix: Water				
Parameters	Results	Units	Report Limit	DF	Prepared	Analyzed	CAS No.	Qual
8260D MSV Low Level		Analytical Method: EPA 8260D Pace Analytical Services - Charlotte						
Acetone	ND	ug/L	25.0	1		11/26/20 02:13	67-64-1	
Benzene	ND	ug/L	1.0	1		11/26/20 02:13	71-43-2	
Bromobenzene	ND	ug/L	1.0	1		11/26/20 02:13	108-86-1	
Bromochloromethane	ND	ug/L	1.0	1		11/26/20 02:13	74-97-5	
Bromodichloromethane	ND	ug/L	1.0	1		11/26/20 02:13	75-27-4	
Bromoform	ND	ug/L	1.0	1		11/26/20 02:13	75-25-2	
Bromomethane	ND	ug/L	2.0	1		11/26/20 02:13	74-83-9	v2
2-Butanone (MEK)	ND	ug/L	5.0	1		11/26/20 02:13	78-93-3	
Carbon tetrachloride	ND	ug/L	1.0	1		11/26/20 02:13	56-23-5	
Chlorobenzene	ND	ug/L	1.0	1		11/26/20 02:13	108-90-7	
Chloroethane	ND	ug/L	1.0	1		11/26/20 02:13	75-00-3	
Chloroform	ND	ug/L	5.0	1		11/26/20 02:13	67-66-3	
Chloromethane	ND	ug/L	1.0	1		11/26/20 02:13	74-87-3	
2-Chlorotoluene	ND	ug/L	1.0	1		11/26/20 02:13	95-49-8	
4-Chlorotoluene	ND	ug/L	1.0	1		11/26/20 02:13	106-43-4	
1,2-Dibromo-3-chloropropane	ND	ug/L	5.0	1		11/26/20 02:13	96-12-8	
Dibromochloromethane	ND	ug/L	1.0	1		11/26/20 02:13	124-48-1	
1,2-Dibromoethane (EDB)	ND	ug/L	1.0	1		11/26/20 02:13	106-93-4	
Dibromomethane	ND	ug/L	1.0	1		11/26/20 02:13	74-95-3	
1,2-Dichlorobenzene	ND	ug/L	1.0	1		11/26/20 02:13	95-50-1	
1,3-Dichlorobenzene	ND	ug/L	1.0	1		11/26/20 02:13	541-73-1	
1,4-Dichlorobenzene	ND	ug/L	1.0	1		11/26/20 02:13	106-46-7	
Dichlorodifluoromethane	ND	ug/L	1.0	1		11/26/20 02:13	75-71-8	
1,1-Dichloroethane	ND	ug/L	1.0	1		11/26/20 02:13	75-34-3	
1,2-Dichloroethane	ND	ug/L	1.0	1		11/26/20 02:13	107-06-2	
1,1-Dichloroethene	7.6	ug/L	1.0	1		11/26/20 02:13	75-35-4	
cis-1,2-Dichloroethene	ND	ug/L	1.0	1		11/26/20 02:13	156-59-2	
trans-1,2-Dichloroethene	ND	ug/L	1.0	1		11/26/20 02:13	156-60-5	
1,2-Dichloropropane	ND	ug/L	1.0	1		11/26/20 02:13	78-87-5	
1,3-Dichloropropane	ND	ug/L	1.0	1		11/26/20 02:13	142-28-9	
2,2-Dichloropropane	ND	ug/L	1.0	1		11/26/20 02:13	594-20-7	
1,1-Dichloropropene	ND	ug/L	1.0	1		11/26/20 02:13	563-58-6	
cis-1,3-Dichloropropene	ND	ug/L	1.0	1		11/26/20 02:13	10061-01-5	
trans-1,3-Dichloropropene	ND	ug/L	1.0	1		11/26/20 02:13	10061-02-6	
Diisopropyl ether	ND	ug/L	1.0	1		11/26/20 02:13	108-20-3	
Ethylbenzene	ND	ug/L	1.0	1		11/26/20 02:13	100-41-4	
Hexachloro-1,3-butadiene	ND	ug/L	1.0	1		11/26/20 02:13	87-68-3	
2-Hexanone	ND	ug/L	5.0	1		11/26/20 02:13	591-78-6	
p-Isopropyltoluene	ND	ug/L	1.0	1		11/26/20 02:13	99-87-6	
Methylene Chloride	ND	ug/L	5.0	1		11/26/20 02:13	75-09-2	
4-Methyl-2-pentanone (MIBK)	ND	ug/L	5.0	1		11/26/20 02:13	108-10-1	
Methyl-tert-butyl ether	ND	ug/L	1.0	1		11/26/20 02:13	1634-04-4	
Naphthalene	ND	ug/L	1.0	1		11/26/20 02:13	91-20-3	
Styrene	ND	ug/L	1.0	1		11/26/20 02:13	100-42-5	
1,1,1,2-Tetrachloroethane	ND	ug/L	1.0	1		11/26/20 02:13	630-20-6	
1,1,1,2,2-Tetrachloroethane	ND	ug/L	1.0	1		11/26/20 02:13	79-34-5	

REPORT OF LABORATORY ANALYSIS

This report shall not be reproduced, except in full,
without the written consent of Pace Analytical Services, LLC.

ANALYTICAL RESULTS

Project: Kop Flex
Pace Project No.: 92507939

Sample: MW-28D	Lab ID: 92507939011	Collected: 11/23/20 14:35	Received: 11/24/20 11:00	Matrix: Water				
Parameters	Results	Units	Report Limit	DF	Prepared	Analyzed	CAS No.	Qual
8260D MSV Low Level								
Analytical Method: EPA 8260D								
Pace Analytical Services - Charlotte								
Tetrachloroethene	ND	ug/L	1.0	1		11/26/20 02:13	127-18-4	
Toluene	ND	ug/L	1.0	1		11/26/20 02:13	108-88-3	
1,2,3-Trichlorobenzene	ND	ug/L	1.0	1		11/26/20 02:13	87-61-6	
1,2,4-Trichlorobenzene	ND	ug/L	1.0	1		11/26/20 02:13	120-82-1	
1,1,1-Trichloroethane	ND	ug/L	1.0	1		11/26/20 02:13	71-55-6	
1,1,2-Trichloroethane	ND	ug/L	1.0	1		11/26/20 02:13	79-00-5	
Trichloroethene	ND	ug/L	1.0	1		11/26/20 02:13	79-01-6	
Trichlorofluoromethane	ND	ug/L	1.0	1		11/26/20 02:13	75-69-4	v1
1,2,3-Trichloropropane	ND	ug/L	1.0	1		11/26/20 02:13	96-18-4	
Vinyl acetate	ND	ug/L	2.0	1		11/26/20 02:13	108-05-4	
Vinyl chloride	ND	ug/L	1.0	1		11/26/20 02:13	75-01-4	
Xylene (Total)	ND	ug/L	1.0	1		11/26/20 02:13	1330-20-7	
m&p-Xylene	ND	ug/L	2.0	1		11/26/20 02:13	179601-23-1	
o-Xylene	ND	ug/L	1.0	1		11/26/20 02:13	95-47-6	
Surrogates								
4-Bromofluorobenzene (S)	99	%	70-130	1		11/26/20 02:13	460-00-4	
1,2-Dichloroethane-d4 (S)	125	%	70-130	1		11/26/20 02:13	17060-07-0	
Toluene-d8 (S)	101	%	70-130	1		11/26/20 02:13	2037-26-5	
8260D MSV SIM								
Analytical Method: EPA 8260D Mod.								
Pace Analytical Services - Charlotte								
1,4-Dioxane (p-Dioxane)	4.2	ug/L	2.0	1		11/24/20 23:26	123-91-1	
Surrogates								
1,2-Dichloroethane-d4 (S)	99	%	70-130	1		11/24/20 23:26	17060-07-0	
Toluene-d8 (S)	91	%	66-133	1		11/24/20 23:26	2037-26-5	

REPORT OF LABORATORY ANALYSIS

This report shall not be reproduced, except in full,
without the written consent of Pace Analytical Services, LLC.

ANALYTICAL RESULTS

Project: Kop Flex
Pace Project No.: 92507939

Sample: MW-25D-130	Lab ID: 92507939012	Collected: 11/23/20 15:00	Received: 11/24/20 11:00	Matrix: Water				
Parameters	Results	Units	Report Limit	DF	Prepared	Analyzed	CAS No.	Qual
8260D MSV Low Level		Analytical Method: EPA 8260D Pace Analytical Services - Charlotte						
Acetone	ND	ug/L	25.0	1		11/26/20 04:20	67-64-1	
Benzene	ND	ug/L	1.0	1		11/26/20 04:20	71-43-2	
Bromobenzene	ND	ug/L	1.0	1		11/26/20 04:20	108-86-1	
Bromochloromethane	ND	ug/L	1.0	1		11/26/20 04:20	74-97-5	
Bromodichloromethane	ND	ug/L	1.0	1		11/26/20 04:20	75-27-4	
Bromoform	ND	ug/L	1.0	1		11/26/20 04:20	75-25-2	
Bromomethane	ND	ug/L	2.0	1		11/26/20 04:20	74-83-9	v2
2-Butanone (MEK)	ND	ug/L	5.0	1		11/26/20 04:20	78-93-3	
Carbon tetrachloride	ND	ug/L	1.0	1		11/26/20 04:20	56-23-5	
Chlorobenzene	ND	ug/L	1.0	1		11/26/20 04:20	108-90-7	
Chloroethane	ND	ug/L	1.0	1		11/26/20 04:20	75-00-3	
Chloroform	ND	ug/L	5.0	1		11/26/20 04:20	67-66-3	
Chloromethane	ND	ug/L	1.0	1		11/26/20 04:20	74-87-3	
2-Chlorotoluene	ND	ug/L	1.0	1		11/26/20 04:20	95-49-8	
4-Chlorotoluene	ND	ug/L	1.0	1		11/26/20 04:20	106-43-4	
1,2-Dibromo-3-chloropropane	ND	ug/L	5.0	1		11/26/20 04:20	96-12-8	
Dibromochloromethane	ND	ug/L	1.0	1		11/26/20 04:20	124-48-1	
1,2-Dibromoethane (EDB)	ND	ug/L	1.0	1		11/26/20 04:20	106-93-4	
Dibromomethane	ND	ug/L	1.0	1		11/26/20 04:20	74-95-3	
1,2-Dichlorobenzene	ND	ug/L	1.0	1		11/26/20 04:20	95-50-1	
1,3-Dichlorobenzene	ND	ug/L	1.0	1		11/26/20 04:20	541-73-1	
1,4-Dichlorobenzene	ND	ug/L	1.0	1		11/26/20 04:20	106-46-7	
Dichlorodifluoromethane	ND	ug/L	1.0	1		11/26/20 04:20	75-71-8	
1,1-Dichloroethane	3.3	ug/L	1.0	1		11/26/20 04:20	75-34-3	
1,2-Dichloroethane	ND	ug/L	1.0	1		11/26/20 04:20	107-06-2	
1,1-Dichloroethene	76.0	ug/L	1.0	1		11/26/20 04:20	75-35-4	
cis-1,2-Dichloroethene	ND	ug/L	1.0	1		11/26/20 04:20	156-59-2	
trans-1,2-Dichloroethene	ND	ug/L	1.0	1		11/26/20 04:20	156-60-5	
1,2-Dichloropropane	ND	ug/L	1.0	1		11/26/20 04:20	78-87-5	
1,3-Dichloropropane	ND	ug/L	1.0	1		11/26/20 04:20	142-28-9	
2,2-Dichloropropane	ND	ug/L	1.0	1		11/26/20 04:20	594-20-7	
1,1-Dichloropropene	ND	ug/L	1.0	1		11/26/20 04:20	563-58-6	
cis-1,3-Dichloropropene	ND	ug/L	1.0	1		11/26/20 04:20	10061-01-5	
trans-1,3-Dichloropropene	ND	ug/L	1.0	1		11/26/20 04:20	10061-02-6	
Diisopropyl ether	ND	ug/L	1.0	1		11/26/20 04:20	108-20-3	
Ethylbenzene	ND	ug/L	1.0	1		11/26/20 04:20	100-41-4	
Hexachloro-1,3-butadiene	ND	ug/L	1.0	1		11/26/20 04:20	87-68-3	
2-Hexanone	ND	ug/L	5.0	1		11/26/20 04:20	591-78-6	
p-Isopropyltoluene	ND	ug/L	1.0	1		11/26/20 04:20	99-87-6	
Methylene Chloride	ND	ug/L	5.0	1		11/26/20 04:20	75-09-2	
4-Methyl-2-pentanone (MIBK)	ND	ug/L	5.0	1		11/26/20 04:20	108-10-1	
Methyl-tert-butyl ether	ND	ug/L	1.0	1		11/26/20 04:20	1634-04-4	
Naphthalene	ND	ug/L	1.0	1		11/26/20 04:20	91-20-3	
Styrene	ND	ug/L	1.0	1		11/26/20 04:20	100-42-5	
1,1,1,2-Tetrachloroethane	ND	ug/L	1.0	1		11/26/20 04:20	630-20-6	
1,1,2,2-Tetrachloroethane	ND	ug/L	1.0	1		11/26/20 04:20	79-34-5	

REPORT OF LABORATORY ANALYSIS

This report shall not be reproduced, except in full,
without the written consent of Pace Analytical Services, LLC.

ANALYTICAL RESULTS

Project: Kop Flex
Pace Project No.: 92507939

Sample: MW-25D-130	Lab ID: 92507939012	Collected: 11/23/20 15:00	Received: 11/24/20 11:00	Matrix: Water				
Parameters	Results	Units	Report Limit	DF	Prepared	Analyzed	CAS No.	Qual
8260D MSV Low Level								
Analytical Method: EPA 8260D								
Pace Analytical Services - Charlotte								
Tetrachloroethene	ND	ug/L	1.0	1		11/26/20 04:20	127-18-4	
Toluene	ND	ug/L	1.0	1		11/26/20 04:20	108-88-3	
1,2,3-Trichlorobenzene	ND	ug/L	1.0	1		11/26/20 04:20	87-61-6	
1,2,4-Trichlorobenzene	ND	ug/L	1.0	1		11/26/20 04:20	120-82-1	
1,1,1-Trichloroethane	4.9	ug/L	1.0	1		11/26/20 04:20	71-55-6	
1,1,2-Trichloroethane	ND	ug/L	1.0	1		11/26/20 04:20	79-00-5	
Trichloroethene	ND	ug/L	1.0	1		11/26/20 04:20	79-01-6	
Trichlorofluoromethane	ND	ug/L	1.0	1		11/26/20 04:20	75-69-4	v1
1,2,3-Trichloropropane	ND	ug/L	1.0	1		11/26/20 04:20	96-18-4	
Vinyl acetate	ND	ug/L	2.0	1		11/26/20 04:20	108-05-4	
Vinyl chloride	ND	ug/L	1.0	1		11/26/20 04:20	75-01-4	
Xylene (Total)	ND	ug/L	1.0	1		11/26/20 04:20	1330-20-7	
m&p-Xylene	ND	ug/L	2.0	1		11/26/20 04:20	179601-23-1	
o-Xylene	ND	ug/L	1.0	1		11/26/20 04:20	95-47-6	
Surrogates								
4-Bromofluorobenzene (S)	104	%	70-130	1		11/26/20 04:20	460-00-4	
1,2-Dichloroethane-d4 (S)	121	%	70-130	1		11/26/20 04:20	17060-07-0	
Toluene-d8 (S)	101	%	70-130	1		11/26/20 04:20	2037-26-5	
8260D MSV SIM								
Analytical Method: EPA 8260D Mod.								
Pace Analytical Services - Charlotte								
1,4-Dioxane (p-Dioxane)	32.4	ug/L	2.0	1		11/24/20 23:45	123-91-1	
Surrogates								
1,2-Dichloroethane-d4 (S)	100	%	70-130	1		11/24/20 23:45	17060-07-0	
Toluene-d8 (S)	92	%	66-133	1		11/24/20 23:45	2037-26-5	

REPORT OF LABORATORY ANALYSIS

This report shall not be reproduced, except in full,
without the written consent of Pace Analytical Services, LLC.

ANALYTICAL RESULTS

Project: Kop Flex
Pace Project No.: 92507939

Sample: MW-25D-190 MS/MSD	Lab ID: 92507939013	Collected: 11/23/20 16:00	Received: 11/24/20 11:00	Matrix: Water				
Parameters	Results	Units	Report Limit	DF	Prepared	Analyzed	CAS No.	Qual
8260D MSV Low Level		Analytical Method: EPA 8260D Pace Analytical Services - Charlotte						
Acetone	ND	ug/L	25.0	1		12/01/20 19:46	67-64-1	
Benzene	ND	ug/L	1.0	1		12/01/20 19:46	71-43-2	
Bromobenzene	ND	ug/L	1.0	1		12/01/20 19:46	108-86-1	
Bromochloromethane	ND	ug/L	1.0	1		12/01/20 19:46	74-97-5	
Bromodichloromethane	ND	ug/L	1.0	1		12/01/20 19:46	75-27-4	
Bromoform	ND	ug/L	1.0	1		12/01/20 19:46	75-25-2	
Bromomethane	ND	ug/L	2.0	1		12/01/20 19:46	74-83-9	v2
2-Butanone (MEK)	ND	ug/L	5.0	1		12/01/20 19:46	78-93-3	
Carbon tetrachloride	ND	ug/L	1.0	1		12/01/20 19:46	56-23-5	
Chlorobenzene	ND	ug/L	1.0	1		12/01/20 19:46	108-90-7	
Chloroethane	ND	ug/L	1.0	1		12/01/20 19:46	75-00-3	
Chloroform	ND	ug/L	5.0	1		12/01/20 19:46	67-66-3	
Chloromethane	ND	ug/L	1.0	1		12/01/20 19:46	74-87-3	
2-Chlorotoluene	ND	ug/L	1.0	1		12/01/20 19:46	95-49-8	
4-Chlorotoluene	ND	ug/L	1.0	1		12/01/20 19:46	106-43-4	
1,2-Dibromo-3-chloropropane	ND	ug/L	5.0	1		12/01/20 19:46	96-12-8	
Dibromochloromethane	ND	ug/L	1.0	1		12/01/20 19:46	124-48-1	
1,2-Dibromoethane (EDB)	ND	ug/L	1.0	1		12/01/20 19:46	106-93-4	
Dibromomethane	ND	ug/L	1.0	1		12/01/20 19:46	74-95-3	
1,2-Dichlorobenzene	ND	ug/L	1.0	1		12/01/20 19:46	95-50-1	
1,3-Dichlorobenzene	ND	ug/L	1.0	1		12/01/20 19:46	541-73-1	
1,4-Dichlorobenzene	ND	ug/L	1.0	1		12/01/20 19:46	106-46-7	
Dichlorodifluoromethane	ND	ug/L	1.0	1		12/01/20 19:46	75-71-8	
1,1-Dichloroethane	11.3	ug/L	1.0	1		12/01/20 19:46	75-34-3	
1,2-Dichloroethane	ND	ug/L	1.0	1		12/01/20 19:46	107-06-2	
1,1-Dichloroethene	46.9	ug/L	1.0	1		12/01/20 19:46	75-35-4	
cis-1,2-Dichloroethene	ND	ug/L	1.0	1		12/01/20 19:46	156-59-2	
trans-1,2-Dichloroethene	ND	ug/L	1.0	1		12/01/20 19:46	156-60-5	
1,2-Dichloropropane	ND	ug/L	1.0	1		12/01/20 19:46	78-87-5	
1,3-Dichloropropane	ND	ug/L	1.0	1		12/01/20 19:46	142-28-9	
2,2-Dichloropropane	ND	ug/L	1.0	1		12/01/20 19:46	594-20-7	
1,1-Dichloropropene	ND	ug/L	1.0	1		12/01/20 19:46	563-58-6	
cis-1,3-Dichloropropene	ND	ug/L	1.0	1		12/01/20 19:46	10061-01-5	
trans-1,3-Dichloropropene	ND	ug/L	1.0	1		12/01/20 19:46	10061-02-6	
Diisopropyl ether	ND	ug/L	1.0	1		12/01/20 19:46	108-20-3	
Ethylbenzene	ND	ug/L	1.0	1		12/01/20 19:46	100-41-4	
Hexachloro-1,3-butadiene	ND	ug/L	1.0	1		12/01/20 19:46	87-68-3	
2-Hexanone	ND	ug/L	5.0	1		12/01/20 19:46	591-78-6	
p-Isopropyltoluene	ND	ug/L	1.0	1		12/01/20 19:46	99-87-6	
Methylene Chloride	ND	ug/L	5.0	1		12/01/20 19:46	75-09-2	
4-Methyl-2-pentanone (MIBK)	ND	ug/L	5.0	1		12/01/20 19:46	108-10-1	v2
Methyl-tert-butyl ether	ND	ug/L	1.0	1		12/01/20 19:46	1634-04-4	
Naphthalene	ND	ug/L	1.0	1		12/01/20 19:46	91-20-3	
Styrene	ND	ug/L	1.0	1		12/01/20 19:46	100-42-5	
1,1,1,2-Tetrachloroethane	ND	ug/L	1.0	1		12/01/20 19:46	630-20-6	
1,1,2,2-Tetrachloroethane	ND	ug/L	1.0	1		12/01/20 19:46	79-34-5	

REPORT OF LABORATORY ANALYSIS

This report shall not be reproduced, except in full,
without the written consent of Pace Analytical Services, LLC.

ANALYTICAL RESULTS

Project: Kop Flex
Pace Project No.: 92507939

Sample: MW-25D-190 MS/MSD	Lab ID: 92507939013	Collected: 11/23/20 16:00	Received: 11/24/20 11:00	Matrix: Water				
Parameters	Results	Units	Report Limit	DF	Prepared	Analyzed	CAS No.	Qual
8260D MSV Low Level								
Analytical Method: EPA 8260D								
Pace Analytical Services - Charlotte								
Tetrachloroethene	ND	ug/L	1.0	1		12/01/20 19:46	127-18-4	
Toluene	ND	ug/L	1.0	1		12/01/20 19:46	108-88-3	
1,2,3-Trichlorobenzene	ND	ug/L	1.0	1		12/01/20 19:46	87-61-6	
1,2,4-Trichlorobenzene	ND	ug/L	1.0	1		12/01/20 19:46	120-82-1	
1,1,1-Trichloroethane	5.8	ug/L	1.0	1		12/01/20 19:46	71-55-6	
1,1,2-Trichloroethane	ND	ug/L	1.0	1		12/01/20 19:46	79-00-5	
Trichloroethene	ND	ug/L	1.0	1		12/01/20 19:46	79-01-6	
Trichlorofluoromethane	ND	ug/L	1.0	1		12/01/20 19:46	75-69-4	
1,2,3-Trichloropropane	ND	ug/L	1.0	1		12/01/20 19:46	96-18-4	
Vinyl acetate	ND	ug/L	2.0	1		12/01/20 19:46	108-05-4	
Vinyl chloride	ND	ug/L	1.0	1		12/01/20 19:46	75-01-4	
Xylene (Total)	ND	ug/L	1.0	1		12/01/20 19:46	1330-20-7	
m&p-Xylene	ND	ug/L	2.0	1		12/01/20 19:46	179601-23-1	
o-Xylene	ND	ug/L	1.0	1		12/01/20 19:46	95-47-6	
Surrogates								
4-Bromofluorobenzene (S)	98	%	70-130	1		12/01/20 19:46	460-00-4	
1,2-Dichloroethane-d4 (S)	98	%	70-130	1		12/01/20 19:46	17060-07-0	
Toluene-d8 (S)	104	%	70-130	1		12/01/20 19:46	2037-26-5	
8260D MSV SIM								
Analytical Method: EPA 8260D Mod.								
Pace Analytical Services - Charlotte								
1,4-Dioxane (p-Dioxane)	41.5	ug/L	2.0	1		11/25/20 00:05	123-91-1	
Surrogates								
1,2-Dichloroethane-d4 (S)	100	%	70-130	1		11/25/20 00:05	17060-07-0	
Toluene-d8 (S)	92	%	66-133	1		11/25/20 00:05	2037-26-5	

REPORT OF LABORATORY ANALYSIS

This report shall not be reproduced, except in full,
without the written consent of Pace Analytical Services, LLC.

ANALYTICAL RESULTS

Project: Kop Flex
Pace Project No.: 92507939

Sample: MW-31D	Lab ID: 92507939014	Collected: 11/23/20 12:55	Received: 11/25/20 11:42	Matrix: Water				
Parameters	Results	Units	Report Limit	DF	Prepared	Analyzed	CAS No.	Qual
8260D MSV Low Level		Analytical Method: EPA 8260D Pace Analytical Services - Charlotte						
Acetone	ND	ug/L	25.0	1		11/26/20 01:36	67-64-1	
Benzene	ND	ug/L	1.0	1		11/26/20 01:36	71-43-2	
Bromobenzene	ND	ug/L	1.0	1		11/26/20 01:36	108-86-1	
Bromochloromethane	ND	ug/L	1.0	1		11/26/20 01:36	74-97-5	
Bromodichloromethane	ND	ug/L	1.0	1		11/26/20 01:36	75-27-4	
Bromoform	ND	ug/L	1.0	1		11/26/20 01:36	75-25-2	
Bromomethane	ND	ug/L	2.0	1		11/26/20 01:36	74-83-9	v2
2-Butanone (MEK)	ND	ug/L	5.0	1		11/26/20 01:36	78-93-3	
Carbon tetrachloride	ND	ug/L	1.0	1		11/26/20 01:36	56-23-5	
Chlorobenzene	ND	ug/L	1.0	1		11/26/20 01:36	108-90-7	
Chloroethane	ND	ug/L	1.0	1		11/26/20 01:36	75-00-3	
Chloroform	ND	ug/L	5.0	1		11/26/20 01:36	67-66-3	
Chloromethane	ND	ug/L	1.0	1		11/26/20 01:36	74-87-3	
2-Chlorotoluene	ND	ug/L	1.0	1		11/26/20 01:36	95-49-8	
4-Chlorotoluene	ND	ug/L	1.0	1		11/26/20 01:36	106-43-4	
1,2-Dibromo-3-chloropropane	ND	ug/L	5.0	1		11/26/20 01:36	96-12-8	
Dibromochloromethane	ND	ug/L	1.0	1		11/26/20 01:36	124-48-1	
1,2-Dibromoethane (EDB)	ND	ug/L	1.0	1		11/26/20 01:36	106-93-4	
Dibromomethane	ND	ug/L	1.0	1		11/26/20 01:36	74-95-3	
1,2-Dichlorobenzene	ND	ug/L	1.0	1		11/26/20 01:36	95-50-1	
1,3-Dichlorobenzene	ND	ug/L	1.0	1		11/26/20 01:36	541-73-1	
1,4-Dichlorobenzene	ND	ug/L	1.0	1		11/26/20 01:36	106-46-7	
Dichlorodifluoromethane	ND	ug/L	1.0	1		11/26/20 01:36	75-71-8	
1,1-Dichloroethane	ND	ug/L	1.0	1		11/26/20 01:36	75-34-3	
1,2-Dichloroethane	ND	ug/L	1.0	1		11/26/20 01:36	107-06-2	
1,1-Dichloroethene	ND	ug/L	1.0	1		11/26/20 01:36	75-35-4	
cis-1,2-Dichloroethene	ND	ug/L	1.0	1		11/26/20 01:36	156-59-2	
trans-1,2-Dichloroethene	ND	ug/L	1.0	1		11/26/20 01:36	156-60-5	
1,2-Dichloropropane	ND	ug/L	1.0	1		11/26/20 01:36	78-87-5	
1,3-Dichloropropane	ND	ug/L	1.0	1		11/26/20 01:36	142-28-9	
2,2-Dichloropropane	ND	ug/L	1.0	1		11/26/20 01:36	594-20-7	
1,1-Dichloropropene	ND	ug/L	1.0	1		11/26/20 01:36	563-58-6	
cis-1,3-Dichloropropene	ND	ug/L	1.0	1		11/26/20 01:36	10061-01-5	
trans-1,3-Dichloropropene	ND	ug/L	1.0	1		11/26/20 01:36	10061-02-6	
Diisopropyl ether	ND	ug/L	1.0	1		11/26/20 01:36	108-20-3	
Ethylbenzene	ND	ug/L	1.0	1		11/26/20 01:36	100-41-4	
Hexachloro-1,3-butadiene	ND	ug/L	1.0	1		11/26/20 01:36	87-68-3	
2-Hexanone	ND	ug/L	5.0	1		11/26/20 01:36	591-78-6	
p-Isopropyltoluene	ND	ug/L	1.0	1		11/26/20 01:36	99-87-6	
Methylene Chloride	ND	ug/L	5.0	1		11/26/20 01:36	75-09-2	
4-Methyl-2-pentanone (MIBK)	ND	ug/L	5.0	1		11/26/20 01:36	108-10-1	
Methyl-tert-butyl ether	ND	ug/L	1.0	1		11/26/20 01:36	1634-04-4	
Naphthalene	ND	ug/L	1.0	1		11/26/20 01:36	91-20-3	
Styrene	ND	ug/L	1.0	1		11/26/20 01:36	100-42-5	
1,1,1,2-Tetrachloroethane	ND	ug/L	1.0	1		11/26/20 01:36	630-20-6	
1,1,1,2,2-Tetrachloroethane	ND	ug/L	1.0	1		11/26/20 01:36	79-34-5	

REPORT OF LABORATORY ANALYSIS

This report shall not be reproduced, except in full,
without the written consent of Pace Analytical Services, LLC.

ANALYTICAL RESULTS

Project: Kop Flex
Pace Project No.: 92507939

Sample: MW-31D	Lab ID: 92507939014	Collected: 11/23/20 12:55	Received: 11/25/20 11:42	Matrix: Water				
Parameters	Results	Units	Report Limit	DF	Prepared	Analyzed	CAS No.	Qual
8260D MSV Low Level		Analytical Method: EPA 8260D Pace Analytical Services - Charlotte						
Tetrachloroethene	ND	ug/L	1.0	1		11/26/20 01:36	127-18-4	
Toluene	ND	ug/L	1.0	1		11/26/20 01:36	108-88-3	
1,2,3-Trichlorobenzene	ND	ug/L	1.0	1		11/26/20 01:36	87-61-6	
1,2,4-Trichlorobenzene	ND	ug/L	1.0	1		11/26/20 01:36	120-82-1	
1,1,1-Trichloroethane	ND	ug/L	1.0	1		11/26/20 01:36	71-55-6	
1,1,2-Trichloroethane	ND	ug/L	1.0	1		11/26/20 01:36	79-00-5	
Trichloroethene	ND	ug/L	1.0	1		11/26/20 01:36	79-01-6	
Trichlorofluoromethane	ND	ug/L	1.0	1		11/26/20 01:36	75-69-4	v1
1,2,3-Trichloropropane	ND	ug/L	1.0	1		11/26/20 01:36	96-18-4	
Vinyl acetate	ND	ug/L	2.0	1		11/26/20 01:36	108-05-4	
Vinyl chloride	ND	ug/L	1.0	1		11/26/20 01:36	75-01-4	
Xylene (Total)	ND	ug/L	1.0	1		11/26/20 01:36	1330-20-7	
m&p-Xylene	ND	ug/L	2.0	1		11/26/20 01:36	179601-23-1	
o-Xylene	ND	ug/L	1.0	1		11/26/20 01:36	95-47-6	
Surrogates								
4-Bromofluorobenzene (S)	101	%	70-130	1		11/26/20 01:36	460-00-4	
1,2-Dichloroethane-d4 (S)	115	%	70-130	1		11/26/20 01:36	17060-07-0	
Toluene-d8 (S)	98	%	70-130	1		11/26/20 01:36	2037-26-5	
8260D MSV SIM		Analytical Method: EPA 8260D Mod. Pace Analytical Services - Charlotte						
1,4-Dioxane (p-Dioxane)	ND	ug/L	2.0	1		11/25/20 18:55	123-91-1	
Surrogates								
1,2-Dichloroethane-d4 (S)	94	%	70-130	1		11/25/20 18:55	17060-07-0	
Toluene-d8 (S)	91	%	66-133	1		11/25/20 18:55	2037-26-5	

REPORT OF LABORATORY ANALYSIS

This report shall not be reproduced, except in full,
without the written consent of Pace Analytical Services, LLC.

ANALYTICAL RESULTS

Project: Kop Flex
Pace Project No.: 92507939

Sample: MW-36D	Lab ID: 92507939015	Collected: 11/23/20 14:55	Received: 11/25/20 11:42	Matrix: Water				
Parameters	Results	Units	Report Limit	DF	Prepared	Analyzed	CAS No.	Qual
8260D MSV Low Level		Analytical Method: EPA 8260D Pace Analytical Services - Charlotte						
Acetone	ND	ug/L	25.0	1		11/26/20 01:54	67-64-1	
Benzene	ND	ug/L	1.0	1		11/26/20 01:54	71-43-2	
Bromobenzene	ND	ug/L	1.0	1		11/26/20 01:54	108-86-1	
Bromochloromethane	ND	ug/L	1.0	1		11/26/20 01:54	74-97-5	
Bromodichloromethane	ND	ug/L	1.0	1		11/26/20 01:54	75-27-4	
Bromoform	ND	ug/L	1.0	1		11/26/20 01:54	75-25-2	
Bromomethane	ND	ug/L	2.0	1		11/26/20 01:54	74-83-9	v2
2-Butanone (MEK)	ND	ug/L	5.0	1		11/26/20 01:54	78-93-3	
Carbon tetrachloride	ND	ug/L	1.0	1		11/26/20 01:54	56-23-5	
Chlorobenzene	ND	ug/L	1.0	1		11/26/20 01:54	108-90-7	
Chloroethane	ND	ug/L	1.0	1		11/26/20 01:54	75-00-3	
Chloroform	ND	ug/L	5.0	1		11/26/20 01:54	67-66-3	
Chloromethane	ND	ug/L	1.0	1		11/26/20 01:54	74-87-3	
2-Chlorotoluene	ND	ug/L	1.0	1		11/26/20 01:54	95-49-8	
4-Chlorotoluene	ND	ug/L	1.0	1		11/26/20 01:54	106-43-4	
1,2-Dibromo-3-chloropropane	ND	ug/L	5.0	1		11/26/20 01:54	96-12-8	
Dibromochloromethane	ND	ug/L	1.0	1		11/26/20 01:54	124-48-1	
1,2-Dibromoethane (EDB)	ND	ug/L	1.0	1		11/26/20 01:54	106-93-4	
Dibromomethane	ND	ug/L	1.0	1		11/26/20 01:54	74-95-3	
1,2-Dichlorobenzene	ND	ug/L	1.0	1		11/26/20 01:54	95-50-1	
1,3-Dichlorobenzene	ND	ug/L	1.0	1		11/26/20 01:54	541-73-1	
1,4-Dichlorobenzene	ND	ug/L	1.0	1		11/26/20 01:54	106-46-7	
Dichlorodifluoromethane	ND	ug/L	1.0	1		11/26/20 01:54	75-71-8	
1,1-Dichloroethane	ND	ug/L	1.0	1		11/26/20 01:54	75-34-3	
1,2-Dichloroethane	ND	ug/L	1.0	1		11/26/20 01:54	107-06-2	
1,1-Dichloroethene	ND	ug/L	1.0	1		11/26/20 01:54	75-35-4	
cis-1,2-Dichloroethene	ND	ug/L	1.0	1		11/26/20 01:54	156-59-2	
trans-1,2-Dichloroethene	ND	ug/L	1.0	1		11/26/20 01:54	156-60-5	
1,2-Dichloropropane	ND	ug/L	1.0	1		11/26/20 01:54	78-87-5	
1,3-Dichloropropane	ND	ug/L	1.0	1		11/26/20 01:54	142-28-9	
2,2-Dichloropropane	ND	ug/L	1.0	1		11/26/20 01:54	594-20-7	
1,1-Dichloropropene	ND	ug/L	1.0	1		11/26/20 01:54	563-58-6	
cis-1,3-Dichloropropene	ND	ug/L	1.0	1		11/26/20 01:54	10061-01-5	
trans-1,3-Dichloropropene	ND	ug/L	1.0	1		11/26/20 01:54	10061-02-6	
Diisopropyl ether	ND	ug/L	1.0	1		11/26/20 01:54	108-20-3	
Ethylbenzene	ND	ug/L	1.0	1		11/26/20 01:54	100-41-4	
Hexachloro-1,3-butadiene	ND	ug/L	1.0	1		11/26/20 01:54	87-68-3	
2-Hexanone	ND	ug/L	5.0	1		11/26/20 01:54	591-78-6	
p-Isopropyltoluene	ND	ug/L	1.0	1		11/26/20 01:54	99-87-6	
Methylene Chloride	ND	ug/L	5.0	1		11/26/20 01:54	75-09-2	
4-Methyl-2-pentanone (MIBK)	ND	ug/L	5.0	1		11/26/20 01:54	108-10-1	
Methyl-tert-butyl ether	ND	ug/L	1.0	1		11/26/20 01:54	1634-04-4	
Naphthalene	ND	ug/L	1.0	1		11/26/20 01:54	91-20-3	
Styrene	ND	ug/L	1.0	1		11/26/20 01:54	100-42-5	
1,1,1,2-Tetrachloroethane	ND	ug/L	1.0	1		11/26/20 01:54	630-20-6	
1,1,1,2,2-Tetrachloroethane	ND	ug/L	1.0	1		11/26/20 01:54	79-34-5	

REPORT OF LABORATORY ANALYSIS

This report shall not be reproduced, except in full,
without the written consent of Pace Analytical Services, LLC.

ANALYTICAL RESULTS

Project: Kop Flex
Pace Project No.: 92507939

Sample: MW-36D	Lab ID: 92507939015	Collected: 11/23/20 14:55	Received: 11/25/20 11:42	Matrix: Water				
Parameters	Results	Units	Report Limit	DF	Prepared	Analyzed	CAS No.	Qual
8260D MSV Low Level								
Analytical Method: EPA 8260D								
Pace Analytical Services - Charlotte								
Tetrachloroethene	ND	ug/L	1.0	1		11/26/20 01:54	127-18-4	
Toluene	ND	ug/L	1.0	1		11/26/20 01:54	108-88-3	
1,2,3-Trichlorobenzene	ND	ug/L	1.0	1		11/26/20 01:54	87-61-6	
1,2,4-Trichlorobenzene	ND	ug/L	1.0	1		11/26/20 01:54	120-82-1	
1,1,1-Trichloroethane	ND	ug/L	1.0	1		11/26/20 01:54	71-55-6	
1,1,2-Trichloroethane	ND	ug/L	1.0	1		11/26/20 01:54	79-00-5	
Trichloroethene	ND	ug/L	1.0	1		11/26/20 01:54	79-01-6	
Trichlorofluoromethane	ND	ug/L	1.0	1		11/26/20 01:54	75-69-4	v1
1,2,3-Trichloropropane	ND	ug/L	1.0	1		11/26/20 01:54	96-18-4	
Vinyl acetate	ND	ug/L	2.0	1		11/26/20 01:54	108-05-4	
Vinyl chloride	ND	ug/L	1.0	1		11/26/20 01:54	75-01-4	
Xylene (Total)	ND	ug/L	1.0	1		11/26/20 01:54	1330-20-7	
m&p-Xylene	ND	ug/L	2.0	1		11/26/20 01:54	179601-23-1	
o-Xylene	ND	ug/L	1.0	1		11/26/20 01:54	95-47-6	
Surrogates								
4-Bromofluorobenzene (S)	102	%	70-130	1		11/26/20 01:54	460-00-4	
1,2-Dichloroethane-d4 (S)	122	%	70-130	1		11/26/20 01:54	17060-07-0	
Toluene-d8 (S)	101	%	70-130	1		11/26/20 01:54	2037-26-5	
8260D MSV SIM								
Analytical Method: EPA 8260D Mod.								
Pace Analytical Services - Charlotte								
1,4-Dioxane (p-Dioxane)	ND	ug/L	2.0	1		11/25/20 19:14	123-91-1	
Surrogates								
1,2-Dichloroethane-d4 (S)	93	%	70-130	1		11/25/20 19:14	17060-07-0	
Toluene-d8 (S)	94	%	66-133	1		11/25/20 19:14	2037-26-5	

REPORT OF LABORATORY ANALYSIS

This report shall not be reproduced, except in full,
without the written consent of Pace Analytical Services, LLC.

ANALYTICAL RESULTS

Project: Kop Flex
Pace Project No.: 92507939

Sample: MW-46D	Lab ID: 92507939016	Collected: 11/23/20 16:40	Received: 11/25/20 11:42	Matrix: Water				
Parameters	Results	Units	Report Limit	DF	Prepared	Analyzed	CAS No.	Qual
8260D MSV Low Level		Analytical Method: EPA 8260D Pace Analytical Services - Charlotte						
Acetone	ND	ug/L	25.0	1		11/26/20 03:44	67-64-1	
Benzene	ND	ug/L	1.0	1		11/26/20 03:44	71-43-2	
Bromobenzene	ND	ug/L	1.0	1		11/26/20 03:44	108-86-1	
Bromochloromethane	ND	ug/L	1.0	1		11/26/20 03:44	74-97-5	
Bromodichloromethane	ND	ug/L	1.0	1		11/26/20 03:44	75-27-4	
Bromoform	ND	ug/L	1.0	1		11/26/20 03:44	75-25-2	
Bromomethane	ND	ug/L	2.0	1		11/26/20 03:44	74-83-9	v2
2-Butanone (MEK)	ND	ug/L	5.0	1		11/26/20 03:44	78-93-3	
Carbon tetrachloride	ND	ug/L	1.0	1		11/26/20 03:44	56-23-5	
Chlorobenzene	ND	ug/L	1.0	1		11/26/20 03:44	108-90-7	
Chloroethane	ND	ug/L	1.0	1		11/26/20 03:44	75-00-3	
Chloroform	ND	ug/L	5.0	1		11/26/20 03:44	67-66-3	
Chloromethane	ND	ug/L	1.0	1		11/26/20 03:44	74-87-3	
2-Chlorotoluene	ND	ug/L	1.0	1		11/26/20 03:44	95-49-8	
4-Chlorotoluene	ND	ug/L	1.0	1		11/26/20 03:44	106-43-4	
1,2-Dibromo-3-chloropropane	ND	ug/L	5.0	1		11/26/20 03:44	96-12-8	
Dibromochloromethane	ND	ug/L	1.0	1		11/26/20 03:44	124-48-1	
1,2-Dibromoethane (EDB)	ND	ug/L	1.0	1		11/26/20 03:44	106-93-4	
Dibromomethane	ND	ug/L	1.0	1		11/26/20 03:44	74-95-3	
1,2-Dichlorobenzene	ND	ug/L	1.0	1		11/26/20 03:44	95-50-1	
1,3-Dichlorobenzene	ND	ug/L	1.0	1		11/26/20 03:44	541-73-1	
1,4-Dichlorobenzene	ND	ug/L	1.0	1		11/26/20 03:44	106-46-7	
Dichlorodifluoromethane	ND	ug/L	1.0	1		11/26/20 03:44	75-71-8	
1,1-Dichloroethane	18.4	ug/L	1.0	1		11/26/20 03:44	75-34-3	
1,2-Dichloroethane	ND	ug/L	1.0	1		11/26/20 03:44	107-06-2	
1,1-Dichloroethene	124	ug/L	1.0	1		11/26/20 03:44	75-35-4	
cis-1,2-Dichloroethene	ND	ug/L	1.0	1		11/26/20 03:44	156-59-2	
trans-1,2-Dichloroethene	ND	ug/L	1.0	1		11/26/20 03:44	156-60-5	
1,2-Dichloropropane	ND	ug/L	1.0	1		11/26/20 03:44	78-87-5	
1,3-Dichloropropane	ND	ug/L	1.0	1		11/26/20 03:44	142-28-9	
2,2-Dichloropropane	ND	ug/L	1.0	1		11/26/20 03:44	594-20-7	
1,1-Dichloropropene	ND	ug/L	1.0	1		11/26/20 03:44	563-58-6	
cis-1,3-Dichloropropene	ND	ug/L	1.0	1		11/26/20 03:44	10061-01-5	
trans-1,3-Dichloropropene	ND	ug/L	1.0	1		11/26/20 03:44	10061-02-6	
Diisopropyl ether	ND	ug/L	1.0	1		11/26/20 03:44	108-20-3	
Ethylbenzene	ND	ug/L	1.0	1		11/26/20 03:44	100-41-4	
Hexachloro-1,3-butadiene	ND	ug/L	1.0	1		11/26/20 03:44	87-68-3	
2-Hexanone	ND	ug/L	5.0	1		11/26/20 03:44	591-78-6	
p-Isopropyltoluene	ND	ug/L	1.0	1		11/26/20 03:44	99-87-6	
Methylene Chloride	ND	ug/L	5.0	1		11/26/20 03:44	75-09-2	
4-Methyl-2-pentanone (MIBK)	ND	ug/L	5.0	1		11/26/20 03:44	108-10-1	
Methyl-tert-butyl ether	ND	ug/L	1.0	1		11/26/20 03:44	1634-04-4	
Naphthalene	ND	ug/L	1.0	1		11/26/20 03:44	91-20-3	
Styrene	ND	ug/L	1.0	1		11/26/20 03:44	100-42-5	
1,1,1,2-Tetrachloroethane	ND	ug/L	1.0	1		11/26/20 03:44	630-20-6	
1,1,1,2,2-Tetrachloroethane	ND	ug/L	1.0	1		11/26/20 03:44	79-34-5	

REPORT OF LABORATORY ANALYSIS

This report shall not be reproduced, except in full,
without the written consent of Pace Analytical Services, LLC.

ANALYTICAL RESULTS

Project: Kop Flex
Pace Project No.: 92507939

Sample: MW-46D	Lab ID: 92507939016	Collected: 11/23/20 16:40	Received: 11/25/20 11:42	Matrix: Water				
Parameters	Results	Units	Report Limit	DF	Prepared	Analyzed	CAS No.	Qual
8260D MSV Low Level								
Analytical Method: EPA 8260D								
Pace Analytical Services - Charlotte								
Tetrachloroethene	ND	ug/L	1.0	1		11/26/20 03:44	127-18-4	
Toluene	ND	ug/L	1.0	1		11/26/20 03:44	108-88-3	
1,2,3-Trichlorobenzene	ND	ug/L	1.0	1		11/26/20 03:44	87-61-6	
1,2,4-Trichlorobenzene	ND	ug/L	1.0	1		11/26/20 03:44	120-82-1	
1,1,1-Trichloroethane	6.4	ug/L	1.0	1		11/26/20 03:44	71-55-6	
1,1,2-Trichloroethane	ND	ug/L	1.0	1		11/26/20 03:44	79-00-5	
Trichloroethene	ND	ug/L	1.0	1		11/26/20 03:44	79-01-6	
Trichlorofluoromethane	ND	ug/L	1.0	1		11/26/20 03:44	75-69-4	v1
1,2,3-Trichloropropane	ND	ug/L	1.0	1		11/26/20 03:44	96-18-4	
Vinyl acetate	ND	ug/L	2.0	1		11/26/20 03:44	108-05-4	
Vinyl chloride	ND	ug/L	1.0	1		11/26/20 03:44	75-01-4	
Xylene (Total)	ND	ug/L	1.0	1		11/26/20 03:44	1330-20-7	
m&p-Xylene	ND	ug/L	2.0	1		11/26/20 03:44	179601-23-1	
o-Xylene	ND	ug/L	1.0	1		11/26/20 03:44	95-47-6	
Surrogates								
4-Bromofluorobenzene (S)	102	%	70-130	1		11/26/20 03:44	460-00-4	
1,2-Dichloroethane-d4 (S)	122	%	70-130	1		11/26/20 03:44	17060-07-0	
Toluene-d8 (S)	101	%	70-130	1		11/26/20 03:44	2037-26-5	
8260D MSV SIM								
Analytical Method: EPA 8260D Mod.								
Pace Analytical Services - Charlotte								
1,4-Dioxane (p-Dioxane)	29.8	ug/L	2.0	1		11/25/20 21:30	123-91-1	
Surrogates								
1,2-Dichloroethane-d4 (S)	93	%	70-130	1		11/25/20 21:30	17060-07-0	
Toluene-d8 (S)	94	%	66-133	1		11/25/20 21:30	2037-26-5	

REPORT OF LABORATORY ANALYSIS

This report shall not be reproduced, except in full,
without the written consent of Pace Analytical Services, LLC.

ANALYTICAL RESULTS

Project: Kop Flex
Pace Project No.: 92507939

Sample: TRIP BLANK	Lab ID: 92507939017	Collected: 11/23/20 16:40	Received: 11/25/20 11:42	Matrix: Water				
Parameters	Results	Units	Report Limit	DF	Prepared	Analyzed	CAS No.	Qual
8260D MSV Low Level		Analytical Method: EPA 8260D Pace Analytical Services - Charlotte						
Acetone	ND	ug/L	25.0	1		11/26/20 00:59	67-64-1	
Benzene	ND	ug/L	1.0	1		11/26/20 00:59	71-43-2	
Bromobenzene	ND	ug/L	1.0	1		11/26/20 00:59	108-86-1	
Bromochloromethane	ND	ug/L	1.0	1		11/26/20 00:59	74-97-5	
Bromodichloromethane	ND	ug/L	1.0	1		11/26/20 00:59	75-27-4	
Bromoform	ND	ug/L	1.0	1		11/26/20 00:59	75-25-2	
Bromomethane	ND	ug/L	2.0	1		11/26/20 00:59	74-83-9	v2
2-Butanone (MEK)	ND	ug/L	5.0	1		11/26/20 00:59	78-93-3	
Carbon tetrachloride	ND	ug/L	1.0	1		11/26/20 00:59	56-23-5	
Chlorobenzene	ND	ug/L	1.0	1		11/26/20 00:59	108-90-7	
Chloroethane	ND	ug/L	1.0	1		11/26/20 00:59	75-00-3	
Chloroform	ND	ug/L	5.0	1		11/26/20 00:59	67-66-3	
Chloromethane	ND	ug/L	1.0	1		11/26/20 00:59	74-87-3	
2-Chlorotoluene	ND	ug/L	1.0	1		11/26/20 00:59	95-49-8	
4-Chlorotoluene	ND	ug/L	1.0	1		11/26/20 00:59	106-43-4	
1,2-Dibromo-3-chloropropane	ND	ug/L	5.0	1		11/26/20 00:59	96-12-8	
Dibromochloromethane	ND	ug/L	1.0	1		11/26/20 00:59	124-48-1	
1,2-Dibromoethane (EDB)	ND	ug/L	1.0	1		11/26/20 00:59	106-93-4	
Dibromomethane	ND	ug/L	1.0	1		11/26/20 00:59	74-95-3	
1,2-Dichlorobenzene	ND	ug/L	1.0	1		11/26/20 00:59	95-50-1	
1,3-Dichlorobenzene	ND	ug/L	1.0	1		11/26/20 00:59	541-73-1	
1,4-Dichlorobenzene	ND	ug/L	1.0	1		11/26/20 00:59	106-46-7	
Dichlorodifluoromethane	ND	ug/L	1.0	1		11/26/20 00:59	75-71-8	
1,1-Dichloroethane	ND	ug/L	1.0	1		11/26/20 00:59	75-34-3	
1,2-Dichloroethane	ND	ug/L	1.0	1		11/26/20 00:59	107-06-2	
1,1-Dichloroethene	ND	ug/L	1.0	1		11/26/20 00:59	75-35-4	
cis-1,2-Dichloroethene	ND	ug/L	1.0	1		11/26/20 00:59	156-59-2	
trans-1,2-Dichloroethene	ND	ug/L	1.0	1		11/26/20 00:59	156-60-5	
1,2-Dichloropropane	ND	ug/L	1.0	1		11/26/20 00:59	78-87-5	
1,3-Dichloropropane	ND	ug/L	1.0	1		11/26/20 00:59	142-28-9	
2,2-Dichloropropane	ND	ug/L	1.0	1		11/26/20 00:59	594-20-7	
1,1-Dichloropropene	ND	ug/L	1.0	1		11/26/20 00:59	563-58-6	
cis-1,3-Dichloropropene	ND	ug/L	1.0	1		11/26/20 00:59	10061-01-5	
trans-1,3-Dichloropropene	ND	ug/L	1.0	1		11/26/20 00:59	10061-02-6	
Diisopropyl ether	ND	ug/L	1.0	1		11/26/20 00:59	108-20-3	
Ethylbenzene	ND	ug/L	1.0	1		11/26/20 00:59	100-41-4	
Hexachloro-1,3-butadiene	ND	ug/L	1.0	1		11/26/20 00:59	87-68-3	
2-Hexanone	ND	ug/L	5.0	1		11/26/20 00:59	591-78-6	
p-Isopropyltoluene	ND	ug/L	1.0	1		11/26/20 00:59	99-87-6	
Methylene Chloride	ND	ug/L	5.0	1		11/26/20 00:59	75-09-2	
4-Methyl-2-pentanone (MIBK)	ND	ug/L	5.0	1		11/26/20 00:59	108-10-1	
Methyl-tert-butyl ether	ND	ug/L	1.0	1		11/26/20 00:59	1634-04-4	
Naphthalene	ND	ug/L	1.0	1		11/26/20 00:59	91-20-3	
Styrene	ND	ug/L	1.0	1		11/26/20 00:59	100-42-5	
1,1,1,2-Tetrachloroethane	ND	ug/L	1.0	1		11/26/20 00:59	630-20-6	
1,1,1,2,2-Tetrachloroethane	ND	ug/L	1.0	1		11/26/20 00:59	79-34-5	

REPORT OF LABORATORY ANALYSIS

This report shall not be reproduced, except in full,
without the written consent of Pace Analytical Services, LLC.

ANALYTICAL RESULTS

Project: Kop Flex
Pace Project No.: 92507939

Sample: TRIP BLANK	Lab ID: 92507939017	Collected: 11/23/20 16:40	Received: 11/25/20 11:42	Matrix: Water				
Parameters	Results	Units	Report Limit	DF	Prepared	Analyzed	CAS No.	Qual
8260D MSV Low Level								
Analytical Method: EPA 8260D								
Pace Analytical Services - Charlotte								
Tetrachloroethene	ND	ug/L	1.0	1		11/26/20 00:59	127-18-4	
Toluene	ND	ug/L	1.0	1		11/26/20 00:59	108-88-3	
1,2,3-Trichlorobenzene	ND	ug/L	1.0	1		11/26/20 00:59	87-61-6	
1,2,4-Trichlorobenzene	ND	ug/L	1.0	1		11/26/20 00:59	120-82-1	
1,1,1-Trichloroethane	ND	ug/L	1.0	1		11/26/20 00:59	71-55-6	
1,1,2-Trichloroethane	ND	ug/L	1.0	1		11/26/20 00:59	79-00-5	
Trichloroethene	ND	ug/L	1.0	1		11/26/20 00:59	79-01-6	
Trichlorofluoromethane	ND	ug/L	1.0	1		11/26/20 00:59	75-69-4	v1
1,2,3-Trichloropropane	ND	ug/L	1.0	1		11/26/20 00:59	96-18-4	
Vinyl acetate	ND	ug/L	2.0	1		11/26/20 00:59	108-05-4	
Vinyl chloride	ND	ug/L	1.0	1		11/26/20 00:59	75-01-4	
Xylene (Total)	ND	ug/L	1.0	1		11/26/20 00:59	1330-20-7	
m&p-Xylene	ND	ug/L	2.0	1		11/26/20 00:59	179601-23-1	
o-Xylene	ND	ug/L	1.0	1		11/26/20 00:59	95-47-6	
Surrogates								
4-Bromofluorobenzene (S)	103	%	70-130	1		11/26/20 00:59	460-00-4	
1,2-Dichloroethane-d4 (S)	120	%	70-130	1		11/26/20 00:59	17060-07-0	
Toluene-d8 (S)	101	%	70-130	1		11/26/20 00:59	2037-26-5	
8260D MSV SIM								
Analytical Method: EPA 8260D Mod.								
Pace Analytical Services - Charlotte								
1,4-Dioxane (p-Dioxane)	ND	ug/L	2.0	1		11/25/20 18:16	123-91-1	
Surrogates								
1,2-Dichloroethane-d4 (S)	92	%	70-130	1		11/25/20 18:16	17060-07-0	
Toluene-d8 (S)	94	%	66-133	1		11/25/20 18:16	2037-26-5	

REPORT OF LABORATORY ANALYSIS

This report shall not be reproduced, except in full,
without the written consent of Pace Analytical Services, LLC.

QUALITY CONTROL DATA

Project: Kop Flex
Pace Project No.: 92507939

QC Batch: 582948 Analysis Method: EPA 8260D
QC Batch Method: EPA 8260D Analysis Description: 8260D MSV Low Level
Laboratory: Pace Analytical Services - Charlotte
Associated Lab Samples: 92507939001, 92507939003, 92507939004, 92507939005, 92507939006, 92507939007

METHOD BLANK: 3082529 Matrix: Water
Associated Lab Samples: 92507939001, 92507939003, 92507939004, 92507939005, 92507939006, 92507939007

Parameter	Units	Blank Result	Reporting Limit	Analyzed	Qualifiers
1,1,1,2-Tetrachloroethane	ug/L	ND	1.0	11/25/20 12:10	
1,1,1-Trichloroethane	ug/L	ND	1.0	11/25/20 12:10	
1,1,2,2-Tetrachloroethane	ug/L	ND	1.0	11/25/20 12:10	
1,1,2-Trichloroethane	ug/L	ND	1.0	11/25/20 12:10	
1,1-Dichloroethane	ug/L	ND	1.0	11/25/20 12:10	
1,1-Dichloroethene	ug/L	ND	1.0	11/25/20 12:10	
1,1-Dichloropropene	ug/L	ND	1.0	11/25/20 12:10	
1,2,3-Trichlorobenzene	ug/L	ND	1.0	11/25/20 12:10	
1,2,3-Trichloropropane	ug/L	ND	1.0	11/25/20 12:10	
1,2,4-Trichlorobenzene	ug/L	ND	1.0	11/25/20 12:10	
1,2-Dibromo-3-chloropropane	ug/L	ND	5.0	11/25/20 12:10	
1,2-Dibromoethane (EDB)	ug/L	ND	1.0	11/25/20 12:10	
1,2-Dichlorobenzene	ug/L	ND	1.0	11/25/20 12:10	
1,2-Dichloroethane	ug/L	ND	1.0	11/25/20 12:10	
1,2-Dichloropropane	ug/L	ND	1.0	11/25/20 12:10	
1,3-Dichlorobenzene	ug/L	ND	1.0	11/25/20 12:10	
1,3-Dichloropropane	ug/L	ND	1.0	11/25/20 12:10	
1,4-Dichlorobenzene	ug/L	ND	1.0	11/25/20 12:10	
2,2-Dichloropropane	ug/L	ND	1.0	11/25/20 12:10	
2-Butanone (MEK)	ug/L	ND	5.0	11/25/20 12:10	
2-Chlorotoluene	ug/L	ND	1.0	11/25/20 12:10	
2-Hexanone	ug/L	ND	5.0	11/25/20 12:10	
4-Chlorotoluene	ug/L	ND	1.0	11/25/20 12:10	
4-Methyl-2-pentanone (MIBK)	ug/L	ND	5.0	11/25/20 12:10	
Acetone	ug/L	ND	25.0	11/25/20 12:10	
Benzene	ug/L	ND	1.0	11/25/20 12:10	
Bromobenzene	ug/L	ND	1.0	11/25/20 12:10	
Bromochloromethane	ug/L	ND	1.0	11/25/20 12:10	
Bromodichloromethane	ug/L	ND	1.0	11/25/20 12:10	
Bromoform	ug/L	ND	1.0	11/25/20 12:10	
Bromomethane	ug/L	ND	2.0	11/25/20 12:10	IK
Carbon tetrachloride	ug/L	ND	1.0	11/25/20 12:10	
Chlorobenzene	ug/L	ND	1.0	11/25/20 12:10	
Chloroethane	ug/L	ND	1.0	11/25/20 12:10	
Chloroform	ug/L	ND	5.0	11/25/20 12:10	
Chloromethane	ug/L	ND	1.0	11/25/20 12:10	
cis-1,2-Dichloroethene	ug/L	ND	1.0	11/25/20 12:10	
cis-1,3-Dichloropropene	ug/L	ND	1.0	11/25/20 12:10	
Dibromochloromethane	ug/L	ND	1.0	11/25/20 12:10	
Dibromomethane	ug/L	ND	1.0	11/25/20 12:10	

Results presented on this page are in the units indicated by the "Units" column except where an alternate unit is presented to the right of the result.

REPORT OF LABORATORY ANALYSIS

This report shall not be reproduced, except in full,
without the written consent of Pace Analytical Services, LLC.

QUALITY CONTROL DATA

Project: Kop Flex
Pace Project No.: 92507939

METHOD BLANK: 3082529

Matrix: Water

Associated Lab Samples: 92507939001, 92507939003, 92507939004, 92507939005, 92507939006, 92507939007

Parameter	Units	Blank Result	Reporting Limit	Analyzed	Qualifiers
Dichlorodifluoromethane	ug/L	ND	1.0	11/25/20 12:10	
Diisopropyl ether	ug/L	ND	1.0	11/25/20 12:10	
Ethylbenzene	ug/L	ND	1.0	11/25/20 12:10	
Hexachloro-1,3-butadiene	ug/L	ND	1.0	11/25/20 12:10	
m&p-Xylene	ug/L	ND	2.0	11/25/20 12:10	
Methyl-tert-butyl ether	ug/L	ND	1.0	11/25/20 12:10	
Methylene Chloride	ug/L	ND	5.0	11/25/20 12:10	
Naphthalene	ug/L	ND	1.0	11/25/20 12:10	
o-Xylene	ug/L	ND	1.0	11/25/20 12:10	
p-Isopropyltoluene	ug/L	ND	1.0	11/25/20 12:10	
Styrene	ug/L	ND	1.0	11/25/20 12:10	
Tetrachloroethene	ug/L	ND	1.0	11/25/20 12:10	
Toluene	ug/L	ND	1.0	11/25/20 12:10	
trans-1,2-Dichloroethene	ug/L	ND	1.0	11/25/20 12:10	
trans-1,3-Dichloropropene	ug/L	ND	1.0	11/25/20 12:10	
Trichloroethene	ug/L	ND	1.0	11/25/20 12:10	
Trichlorofluoromethane	ug/L	ND	1.0	11/25/20 12:10	
Vinyl acetate	ug/L	ND	2.0	11/25/20 12:10	
Vinyl chloride	ug/L	ND	1.0	11/25/20 12:10	
Xylene (Total)	ug/L	ND	1.0	11/25/20 12:10	
1,2-Dichloroethane-d4 (S)	%	96	70-130	11/25/20 12:10	
4-Bromofluorobenzene (S)	%	101	70-130	11/25/20 12:10	
Toluene-d8 (S)	%	100	70-130	11/25/20 12:10	

LABORATORY CONTROL SAMPLE: 3082530

Parameter	Units	Spike Conc.	LCS Result	LCS % Rec	% Rec Limits	Qualifiers
1,1,1,2-Tetrachloroethane	ug/L	50	48.0	96	70-130	
1,1,1-Trichloroethane	ug/L	50	47.8	96	70-130	
1,1,2,2-Tetrachloroethane	ug/L	50	46.5	93	70-130	
1,1,2-Trichloroethane	ug/L	50	43.6	87	70-130	
1,1-Dichloroethane	ug/L	50	48.5	97	70-130	
1,1-Dichloroethene	ug/L	50	50.9	102	70-132	
1,1-Dichloropropene	ug/L	50	49.9	100	70-131	
1,2,3-Trichlorobenzene	ug/L	50	48.9	98	70-134	
1,2,3-Trichloropropane	ug/L	50	47.8	96	70-130	
1,2,4-Trichlorobenzene	ug/L	50	50.9	102	70-130	
1,2-Dibromo-3-chloropropane	ug/L	50	48.0	96	70-132	
1,2-Dibromoethane (EDB)	ug/L	50	48.0	96	70-130	
1,2-Dichlorobenzene	ug/L	50	49.6	99	70-130	
1,2-Dichloroethane	ug/L	50	45.5	91	70-130	
1,2-Dichloropropane	ug/L	50	48.1	96	70-130	
1,3-Dichlorobenzene	ug/L	50	46.7	93	70-130	
1,3-Dichloropropane	ug/L	50	50.9	102	70-130	

Results presented on this page are in the units indicated by the "Units" column except where an alternate unit is presented to the right of the result.

REPORT OF LABORATORY ANALYSIS

This report shall not be reproduced, except in full,
without the written consent of Pace Analytical Services, LLC.

QUALITY CONTROL DATA

Project: Kop Flex
Pace Project No.: 92507939

LABORATORY CONTROL SAMPLE: 3082530

Parameter	Units	Spike Conc.	LCS Result	LCS % Rec	% Rec Limits	Qualifiers
1,4-Dichlorobenzene	ug/L	50	48.2	96	70-130	
2,2-Dichloropropane	ug/L	50	55.4	111	70-130	
2-Butanone (MEK)	ug/L	100	93.4	93	70-133	
2-Chlorotoluene	ug/L	50	47.6	95	70-130	
2-Hexanone	ug/L	100	88.1	88	70-130	
4-Chlorotoluene	ug/L	50	46.8	94	70-130	
4-Methyl-2-pentanone (MIBK)	ug/L	100	87.8	88	70-130	
Acetone	ug/L	100	94.7	95	70-144	
Benzene	ug/L	50	47.6	95	70-130	
Bromobenzene	ug/L	50	47.5	95	70-130	
Bromochloromethane	ug/L	50	48.1	96	70-130	
Bromodichloromethane	ug/L	50	43.6	87	70-130	
Bromoform	ug/L	50	49.1	98	70-131	
Bromomethane	ug/L	50	54.5	109	30-177	IK
Carbon tetrachloride	ug/L	50	48.3	97	70-130	
Chlorobenzene	ug/L	50	47.2	94	70-130	
Chloroethane	ug/L	50	42.9	86	46-131	
Chloroform	ug/L	50	48.9	98	70-130	
Chloromethane	ug/L	50	50.2	100	49-130	
cis-1,2-Dichloroethene	ug/L	50	47.5	95	70-130	
cis-1,3-Dichloropropene	ug/L	50	49.5	99	70-130	
Dibromochloromethane	ug/L	50	51.3	103	70-130	
Dibromomethane	ug/L	50	46.5	93	70-130	
Dichlorodifluoromethane	ug/L	50	48.0	96	52-134	
Diisopropyl ether	ug/L	50	45.3	91	70-131	
Ethylbenzene	ug/L	50	47.2	94	70-130	
Hexachloro-1,3-butadiene	ug/L	50	50.6	101	70-131	
m&p-Xylene	ug/L	100	93.8	94	70-130	
Methyl-tert-butyl ether	ug/L	50	46.4	93	70-130	
Methylene Chloride	ug/L	50	45.9	92	68-130	
Naphthalene	ug/L	50	48.3	97	70-133	
o-Xylene	ug/L	50	47.1	94	70-130	
p-Isopropyltoluene	ug/L	50	48.8	98	70-130	
Styrene	ug/L	50	46.6	93	70-130	
Tetrachloroethene	ug/L	50	47.2	94	70-130	
Toluene	ug/L	50	45.9	92	70-130	
trans-1,2-Dichloroethene	ug/L	50	50.0	100	70-130	
trans-1,3-Dichloropropene	ug/L	50	50.6	101	70-130	
Trichloroethene	ug/L	50	49.0	98	70-130	
Trichlorofluoromethane	ug/L	50	48.2	96	61-130	
Vinyl acetate	ug/L	100	119	119	70-140	
Vinyl chloride	ug/L	50	48.0	96	59-142	
Xylene (Total)	ug/L	150	141	94	70-130	
1,2-Dichloroethane-d4 (S)	%			98	70-130	
4-Bromofluorobenzene (S)	%			101	70-130	
Toluene-d8 (S)	%			98	70-130	

Results presented on this page are in the units indicated by the "Units" column except where an alternate unit is presented to the right of the result.

REPORT OF LABORATORY ANALYSIS

This report shall not be reproduced, except in full,
without the written consent of Pace Analytical Services, LLC.

QUALITY CONTROL DATA

Project: Kop Flex
Pace Project No.: 92507939

MATRIX SPIKE & MATRIX SPIKE DUPLICATE: 3082531 3082532													
Parameter	Units	MS		MSD		MS Result	MSD Result	MS % Rec	MSD % Rec	% Rec Limits	Max RPD	RPD	Qual
		92507532001 Result	Spike Conc.	Spike Conc.	MS Conc.								
1,1,1,2-Tetrachloroethane	ug/L	ND	20	20	20.8	24.1	104	120	70-135	14	30		
1,1,1-Trichloroethane	ug/L	ND	20	20	21.0	25.4	105	127	70-148	19	30		
1,1,2,2-Tetrachloroethane	ug/L	ND	20	20	20.8	24.3	104	122	70-131	16	30		
1,1,2-Trichloroethane	ug/L	ND	20	20	20.1	24.3	100	122	70-136	19	30		
1,1-Dichloroethane	ug/L	ND	20	20	22.9	26.7	114	134	70-147	16	30		
1,1-Dichloroethene	ug/L	ND	20	20	23.1	26.7	116	134	70-158	14	30		
1,1-Dichloropropene	ug/L	ND	20	20	23.1	27.2	115	136	70-149	16	30		
1,2,3-Trichlorobenzene	ug/L	ND	20	20	20.8	22.6	104	113	68-140	9	30		
1,2,3-Trichloropropane	ug/L	ND	20	20	20.5	25.5	102	128	67-137	22	30		
1,2,4-Trichlorobenzene	ug/L	ND	20	20	22.0	24.2	110	121	70-139	10	30		
1,2-Dibromo-3-chloropropane	ug/L	ND	20	20	19.6	23.6	98	118	69-136	18	30		
1,2-Dibromoethane (EDB)	ug/L	ND	20	20	21.5	26.1	108	130	70-137	19	30		
1,2-Dichlorobenzene	ug/L	ND	20	20	21.3	23.7	106	118	70-133	11	30		
1,2-Dichloroethane	ug/L	ND	20	20	20.8	24.6	104	123	67-138	17	30		
1,2-Dichloropropane	ug/L	ND	20	20	22.3	26.9	112	135	70-138	19	30		
1,3-Dichlorobenzene	ug/L	ND	20	20	20.4	22.2	102	111	70-133	8	30		
1,3-Dichloropropane	ug/L	ND	20	20	24.0	27.9	120	139	70-136	15	30	M1	
1,4-Dichlorobenzene	ug/L	ND	20	20	20.8	22.9	104	115	70-133	10	30		
2,2-Dichloropropane	ug/L	ND	20	20	23.8	28.5	119	143	52-155	18	30		
2-Butanone (MEK)	ug/L	ND	40	40	39.9	44.6	100	112	61-147	11	30		
2-Chlorotoluene	ug/L	ND	20	20	21.2	22.3	106	111	70-141	5	30		
2-Hexanone	ug/L	ND	40	40	37.6	43.9	94	110	67-139	15	30		
4-Chlorotoluene	ug/L	ND	20	20	20.5	22.2	103	111	70-135	8	30		
4-Methyl-2-pentanone (MIBK)	ug/L	ND	40	40	38.9	44.2	97	111	67-136	13	30		
Acetone	ug/L	ND	40	40	42.6	41.4	106	103	55-159	3	30		
Benzene	ug/L	ND	20	20	23.2	26.3	116	132	67-150	13	30		
Bromobenzene	ug/L	ND	20	20	20.8	22.4	104	112	70-134	7	30		
Bromochloromethane	ug/L	ND	20	20	23.1	26.5	115	133	70-146	14	30		
Bromodichloromethane	ug/L	ND	20	20	20.2	23.2	101	116	70-138	14	30		
Bromoform	ug/L	ND	20	20	19.5	24.6	97	123	57-138	23	30		
Bromomethane	ug/L	ND	20	20	29.5	35.1	147	176	10-200	17	30	IK	
Carbon tetrachloride	ug/L	ND	20	20	21.4	26.0	107	130	70-147	20	30		
Chlorobenzene	ug/L	ND	20	20	21.4	24.8	107	124	70-137	15	30		
Chloroethane	ug/L	ND	20	20	22.8	36.2	114	181	51-166	45	30	M1,R1	
Chloroform	ug/L	ND	20	20	22.2	26.2	111	131	70-144	16	30		
Chloromethane	ug/L	ND	20	20	22.6	337	113	1680	24-161	175	30	E,M1,R1	
cis-1,2-Dichloroethene	ug/L	ND	20	20	22.3	25.5	112	128	67-148	13	30		
cis-1,3-Dichloropropene	ug/L	ND	20	20	23.4	21.5	117	108	70-142	9	30		
Dibromochloromethane	ug/L	ND	20	20	21.9	27.0	109	135	68-138	21	30		
Dibromomethane	ug/L	ND	20	20	21.4	25.1	107	126	70-134	16	30		
Dichlorodifluoromethane	ug/L	ND	20	20	20.9	25.8	104	129	43-155	21	30		
Diisopropyl ether	ug/L	ND	20	20	20.4	23.3	102	116	65-146	13	30		
Ethylbenzene	ug/L	ND	20	20	20.8	24.2	104	121	68-143	15	30		

Results presented on this page are in the units indicated by the "Units" column except where an alternate unit is presented to the right of the result.

REPORT OF LABORATORY ANALYSIS

This report shall not be reproduced, except in full,
without the written consent of Pace Analytical Services, LLC.

QUALITY CONTROL DATA

Project: Kop Flex
Pace Project No.: 92507939

Parameter	Units	3082531		3082532		MS Result	MSD Result	MS % Rec	MSD % Rec	% Rec Limits	Max RPD	RPD	Qual
		92507532001 Result	MS Spike Conc.	MSD Spike Conc.	MS Result								
Hexachloro-1,3-butadiene	ug/L	ND	20	20	21.2	23.7	106	119	62-151	11	30		
m&p-Xylene	ug/L	ND	40	40	41.1	47.3	103	118	53-157	14	30		
Methyl-tert-butyl ether	ug/L	ND	20	20	20.9	24.1	104	121	59-156	15	30		
Methylene Chloride	ug/L	ND	20	20	21.5	24.7	107	124	64-148	14	30		
Naphthalene	ug/L	ND	20	20	20.9	22.5	104	112	57-150	7	30		
o-Xylene	ug/L	ND	20	20	20.7	23.8	103	119	68-143	14	30		
p-Isopropyltoluene	ug/L	ND	20	20	20.4	23.6	102	118	70-141	14	30		
Styrene	ug/L	ND	20	20	21.2	24.3	106	122	70-136	13	30		
Tetrachloroethene	ug/L	ND	20	20	20.0	23.4	100	117	70-139	16	30		
Toluene	ug/L	ND	20	20	21.6	24.5	108	122	47-157	12	30		
trans-1,2-Dichloroethene	ug/L	ND	20	20	22.7	26.7	114	133	70-149	16	30		
trans-1,3-Dichloropropene	ug/L	ND	20	20	22.3	24.5	111	123	70-138	10	30		
Trichloroethene	ug/L	ND	20	20	22.0	25.7	110	128	70-149	15	30		
Trichlorofluoromethane	ug/L	ND	20	20	21.4	24.4	107	122	61-154	13	30		
Vinyl acetate	ug/L	ND	40	40	52.6	62.3	132	156	48-156	17	30		
Vinyl chloride	ug/L	ND	20	20	20.7	23.8	103	119	55-172	14	30		
Xylene (Total)	ug/L	ND	60	60	61.8	71.1	103	119	66-145	14	30		
1,2-Dichloroethane-d4 (S)	%						96	99	70-130				
4-Bromofluorobenzene (S)	%						100	101	70-130				
Toluene-d8 (S)	%						100	99	70-130				

Results presented on this page are in the units indicated by the "Units" column except where an alternate unit is presented to the right of the result.

REPORT OF LABORATORY ANALYSIS

This report shall not be reproduced, except in full,
without the written consent of Pace Analytical Services, LLC.

QUALITY CONTROL DATA

Project: Kop Flex
Pace Project No.: 92507939

QC Batch: 583045 Analysis Method: EPA 8260D
QC Batch Method: EPA 8260D Analysis Description: 8260D MSV Low Level
Laboratory: Pace Analytical Services - Charlotte
Associated Lab Samples: 92507939009, 92507939010, 92507939011, 92507939012, 92507939014, 92507939015, 92507939016, 92507939017

METHOD BLANK: 3083148 Matrix: Water
Associated Lab Samples: 92507939009, 92507939010, 92507939011, 92507939012, 92507939014, 92507939015, 92507939016, 92507939017

Parameter	Units	Blank Result	Reporting Limit	Analyzed	Qualifiers
1,1,1,2-Tetrachloroethane	ug/L	ND	1.0	11/26/20 00:23	
1,1,1-Trichloroethane	ug/L	ND	1.0	11/26/20 00:23	
1,1,2,2-Tetrachloroethane	ug/L	ND	1.0	11/26/20 00:23	
1,1,2-Trichloroethane	ug/L	ND	1.0	11/26/20 00:23	
1,1-Dichloroethane	ug/L	ND	1.0	11/26/20 00:23	
1,1-Dichloroethene	ug/L	ND	1.0	11/26/20 00:23	
1,1-Dichloropropene	ug/L	ND	1.0	11/26/20 00:23	
1,2,3-Trichlorobenzene	ug/L	ND	1.0	11/26/20 00:23	
1,2,3-Trichloropropane	ug/L	ND	1.0	11/26/20 00:23	
1,2,4-Trichlorobenzene	ug/L	ND	1.0	11/26/20 00:23	
1,2-Dibromo-3-chloropropane	ug/L	ND	5.0	11/26/20 00:23	
1,2-Dibromoethane (EDB)	ug/L	ND	1.0	11/26/20 00:23	
1,2-Dichlorobenzene	ug/L	ND	1.0	11/26/20 00:23	
1,2-Dichloroethane	ug/L	ND	1.0	11/26/20 00:23	
1,2-Dichloropropane	ug/L	ND	1.0	11/26/20 00:23	
1,3-Dichlorobenzene	ug/L	ND	1.0	11/26/20 00:23	
1,3-Dichloropropane	ug/L	ND	1.0	11/26/20 00:23	
1,4-Dichlorobenzene	ug/L	ND	1.0	11/26/20 00:23	
2,2-Dichloropropane	ug/L	ND	1.0	11/26/20 00:23	
2-Butanone (MEK)	ug/L	ND	5.0	11/26/20 00:23	
2-Chlorotoluene	ug/L	ND	1.0	11/26/20 00:23	
2-Hexanone	ug/L	ND	5.0	11/26/20 00:23	
4-Chlorotoluene	ug/L	ND	1.0	11/26/20 00:23	
4-Methyl-2-pentanone (MIBK)	ug/L	ND	5.0	11/26/20 00:23	
Acetone	ug/L	ND	25.0	11/26/20 00:23	
Benzene	ug/L	ND	1.0	11/26/20 00:23	
Bromobenzene	ug/L	ND	1.0	11/26/20 00:23	
Bromochloromethane	ug/L	ND	1.0	11/26/20 00:23	
Bromodichloromethane	ug/L	ND	1.0	11/26/20 00:23	
Bromoform	ug/L	ND	1.0	11/26/20 00:23	
Bromomethane	ug/L	ND	2.0	11/26/20 00:23	v2
Carbon tetrachloride	ug/L	ND	1.0	11/26/20 00:23	
Chlorobenzene	ug/L	ND	1.0	11/26/20 00:23	
Chloroethane	ug/L	ND	1.0	11/26/20 00:23	
Chloroform	ug/L	ND	5.0	11/26/20 00:23	
Chloromethane	ug/L	ND	1.0	11/26/20 00:23	
cis-1,2-Dichloroethene	ug/L	ND	1.0	11/26/20 00:23	
cis-1,3-Dichloropropene	ug/L	ND	1.0	11/26/20 00:23	
Dibromochloromethane	ug/L	ND	1.0	11/26/20 00:23	

Results presented on this page are in the units indicated by the "Units" column except where an alternate unit is presented to the right of the result.

REPORT OF LABORATORY ANALYSIS

This report shall not be reproduced, except in full,
without the written consent of Pace Analytical Services, LLC.

QUALITY CONTROL DATA

Project: Kop Flex
Pace Project No.: 92507939

METHOD BLANK: 3083148

Matrix: Water

Associated Lab Samples: 92507939009, 92507939010, 92507939011, 92507939012, 92507939014, 92507939015, 92507939016, 92507939017

Parameter	Units	Blank Result	Reporting Limit	Analyzed	Qualifiers
Dibromomethane	ug/L	ND	1.0	11/26/20 00:23	
Dichlorodifluoromethane	ug/L	ND	1.0	11/26/20 00:23	
Diisopropyl ether	ug/L	ND	1.0	11/26/20 00:23	
Ethylbenzene	ug/L	ND	1.0	11/26/20 00:23	
Hexachloro-1,3-butadiene	ug/L	ND	1.0	11/26/20 00:23	
m&p-Xylene	ug/L	ND	2.0	11/26/20 00:23	
Methyl-tert-butyl ether	ug/L	ND	1.0	11/26/20 00:23	
Methylene Chloride	ug/L	ND	5.0	11/26/20 00:23	
Naphthalene	ug/L	ND	1.0	11/26/20 00:23	
o-Xylene	ug/L	ND	1.0	11/26/20 00:23	
p-Isopropyltoluene	ug/L	ND	1.0	11/26/20 00:23	
Styrene	ug/L	ND	1.0	11/26/20 00:23	
Tetrachloroethene	ug/L	ND	1.0	11/26/20 00:23	
Toluene	ug/L	ND	1.0	11/26/20 00:23	
trans-1,2-Dichloroethene	ug/L	ND	1.0	11/26/20 00:23	
trans-1,3-Dichloropropene	ug/L	ND	1.0	11/26/20 00:23	
Trichloroethene	ug/L	ND	1.0	11/26/20 00:23	
Trichlorofluoromethane	ug/L	ND	1.0	11/26/20 00:23	v1
Vinyl acetate	ug/L	ND	2.0	11/26/20 00:23	
Vinyl chloride	ug/L	ND	1.0	11/26/20 00:23	
Xylene (Total)	ug/L	ND	1.0	11/26/20 00:23	
1,2-Dichloroethane-d4 (S)	%	118	70-130	11/26/20 00:23	
4-Bromofluorobenzene (S)	%	100	70-130	11/26/20 00:23	
Toluene-d8 (S)	%	103	70-130	11/26/20 00:23	

LABORATORY CONTROL SAMPLE: 3083149

Parameter	Units	Spike Conc.	LCS Result	LCS % Rec	% Rec Limits	Qualifiers
1,1,1,2-Tetrachloroethane	ug/L	50	55.9	112	70-130	
1,1,1-Trichloroethane	ug/L	50	60.4	121	70-130	
1,1,2,2-Tetrachloroethane	ug/L	50	51.8	104	70-130	
1,1,2-Trichloroethane	ug/L	50	53.9	108	70-130	
1,1-Dichloroethane	ug/L	50	54.5	109	70-130	
1,1-Dichloroethene	ug/L	50	62.3	125	70-132	
1,1-Dichloropropene	ug/L	50	53.4	107	70-131	
1,2,3-Trichlorobenzene	ug/L	50	57.4	115	70-134	
1,2,3-Trichloropropane	ug/L	50	53.8	108	70-130	
1,2,4-Trichlorobenzene	ug/L	50	56.7	113	70-130	
1,2-Dibromo-3-chloropropane	ug/L	50	55.9	112	70-132	
1,2-Dibromoethane (EDB)	ug/L	50	53.9	108	70-130	
1,2-Dichlorobenzene	ug/L	50	51.1	102	70-130	
1,2-Dichloroethane	ug/L	50	59.8	120	70-130	
1,2-Dichloropropane	ug/L	50	49.8	100	70-130	

Results presented on this page are in the units indicated by the "Units" column except where an alternate unit is presented to the right of the result.

REPORT OF LABORATORY ANALYSIS

This report shall not be reproduced, except in full,
without the written consent of Pace Analytical Services, LLC.

QUALITY CONTROL DATA

Project: Kop Flex
Pace Project No.: 92507939

LABORATORY CONTROL SAMPLE: 3083149

Parameter	Units	Spike Conc.	LCS Result	LCS % Rec	% Rec Limits	Qualifiers
1,3-Dichlorobenzene	ug/L	50	50.5	101	70-130	
1,3-Dichloropropane	ug/L	50	51.7	103	70-130	
1,4-Dichlorobenzene	ug/L	50	50.2	100	70-130	
2,2-Dichloropropane	ug/L	50	59.1	118	70-130	
2-Butanone (MEK)	ug/L	100	115	115	70-133	
2-Chlorotoluene	ug/L	50	50.2	100	70-130	
2-Hexanone	ug/L	100	116	116	70-130	
4-Chlorotoluene	ug/L	50	48.6	97	70-130	
4-Methyl-2-pentanone (MIBK)	ug/L	100	112	112	70-130	
Acetone	ug/L	100	130	130	70-144	
Benzene	ug/L	50	50.5	101	70-130	
Bromobenzene	ug/L	50	50.7	101	70-130	
Bromochloromethane	ug/L	50	51.6	103	70-130	
Bromodichloromethane	ug/L	50	51.7	103	70-130	
Bromoform	ug/L	50	54.6	109	70-131	
Bromomethane	ug/L	50	47.4	95	30-177 v3	
Carbon tetrachloride	ug/L	50	62.9	126	70-130	
Chlorobenzene	ug/L	50	50.6	101	70-130	
Chloroethane	ug/L	50	54.3	109	46-131	
Chloroform	ug/L	50	52.3	105	70-130	
Chloromethane	ug/L	50	42.7	85	49-130	
cis-1,2-Dichloroethene	ug/L	50	53.4	107	70-130	
cis-1,3-Dichloropropene	ug/L	50	55.0	110	70-130	
Dibromochloromethane	ug/L	50	56.2	112	70-130	
Dibromomethane	ug/L	50	55.6	111	70-130	
Dichlorodifluoromethane	ug/L	50	56.0	112	52-134	
Diisopropyl ether	ug/L	50	50.1	100	70-131	
Ethylbenzene	ug/L	50	50.7	101	70-130	
Hexachloro-1,3-butadiene	ug/L	50	57.7	115	70-131	
m&p-Xylene	ug/L	100	105	105	70-130	
Methyl-tert-butyl ether	ug/L	50	54.1	108	70-130	
Methylene Chloride	ug/L	50	51.7	103	68-130	
Naphthalene	ug/L	50	56.7	113	70-133	
o-Xylene	ug/L	50	50.2	100	70-130	
p-Isopropyltoluene	ug/L	50	49.9	100	70-130	
Styrene	ug/L	50	51.8	104	70-130	
Tetrachloroethene	ug/L	50	52.6	105	70-130	
Toluene	ug/L	50	51.6	103	70-130	
trans-1,2-Dichloroethene	ug/L	50	56.0	112	70-130	
trans-1,3-Dichloropropene	ug/L	50	55.8	112	70-130	
Trichloroethene	ug/L	50	56.1	112	70-130	
Trichlorofluoromethane	ug/L	50	61.5	123	61-130 v1	
Vinyl acetate	ug/L	100	123	123	70-140	
Vinyl chloride	ug/L	50	49.8	100	59-142	
Xylene (Total)	ug/L	150	155	103	70-130	
1,2-Dichloroethane-d4 (S)	%			116	70-130	
4-Bromofluorobenzene (S)	%			104	70-130	

Results presented on this page are in the units indicated by the "Units" column except where an alternate unit is presented to the right of the result.

REPORT OF LABORATORY ANALYSIS

This report shall not be reproduced, except in full,
without the written consent of Pace Analytical Services, LLC.

QUALITY CONTROL DATA

Project: Kop Flex
Pace Project No.: 92507939

LABORATORY CONTROL SAMPLE: 3083149

Parameter	Units	Spike Conc.	LCS Result	LCS % Rec	% Rec Limits	Qualifiers
Toluene-d8 (S)	%			100	70-130	

MATRIX SPIKE & MATRIX SPIKE DUPLICATE: 3083150 3083151

Parameter	Units	MS		MSD		MS % Rec	MSD % Rec	% Rec Limits	RPD	Max RPD	Qual	
		92507939009 Result	Spike Conc.	Spike Conc.	MS Result							MSD Result
1,1,1,2-Tetrachloroethane	ug/L	ND	20	20	19.7	20.9	98	105	70-135	6	30	
1,1,1-Trichloroethane	ug/L	ND	20	20	22.5	22.6	113	113	70-148	0	30	
1,1,2,2-Tetrachloroethane	ug/L	ND	20	20	15.7	27.0	78	135	70-131	53	30	M1,R1
1,1,2-Trichloroethane	ug/L	ND	20	20	26.7	21.5	134	107	70-136	22	30	
1,1-Dichloroethane	ug/L	ND	20	20	21.3	21.4	107	107	70-147	1	30	
1,1-Dichloroethene	ug/L	ND	20	20	21.0	21.3	105	107	70-158	1	30	
1,1-Dichloropropene	ug/L	ND	20	20	21.3	21.7	107	109	70-149	2	30	
1,2,3-Trichlorobenzene	ug/L	ND	20	20	18.1	17.7	90	89	68-140	2	30	
1,2,3-Trichloropropane	ug/L	ND	20	20	15.7	26.3	78	132	67-137	51	30	R1
1,2,4-Trichlorobenzene	ug/L	ND	20	20	17.9	17.5	89	88	70-139	2	30	
1,2-Dibromo-3-chloropropane	ug/L	ND	20	20	22.4	21.1	112	105	69-136	6	30	
1,2-Dibromoethane (EDB)	ug/L	ND	20	20	21.1	21.8	106	109	70-137	3	30	
1,2-Dichlorobenzene	ug/L	ND	20	20	20.0	19.2	100	96	70-133	4	30	
1,2-Dichloroethane	ug/L	ND	20	20	20.3	21.2	102	106	67-138	4	30	
1,2-Dichloropropane	ug/L	ND	20	20	26.4	20.9	132	105	70-138	23	30	
1,3-Dichlorobenzene	ug/L	ND	20	20	19.5	21.4	97	107	70-133	9	30	
1,3-Dichloropropane	ug/L	ND	20	20	21.4	21.7	107	109	70-136	1	30	
1,4-Dichlorobenzene	ug/L	ND	20	20	19.8	21.2	99	106	70-133	7	30	
2,2-Dichloropropane	ug/L	ND	20	20	14.6	15.1	73	75	52-155	3	30	
2-Butanone (MEK)	ug/L	ND	40	40	44.6	44.3	111	111	61-147	1	30	
2-Chlorotoluene	ug/L	ND	20	20	20.7	26.5	104	132	70-141	24	30	
2-Hexanone	ug/L	ND	40	40	40.7	40.6	102	101	67-139	0	30	
4-Chlorotoluene	ug/L	ND	20	20	19.6	23.8	98	119	70-135	19	30	
4-Methyl-2-pentanone (MIBK)	ug/L	ND	40	40	51.2	41.4	128	103	67-136	21	30	
Acetone	ug/L	ND	40	40	46.4	46.0	116	115	55-159	1	30	
Benzene	ug/L	ND	20	20	20.9	22.4	105	112	67-150	7	30	
Bromobenzene	ug/L	ND	20	20	21.8	25.6	109	128	70-134	16	30	
Bromochloromethane	ug/L	ND	20	20	22.4	22.4	112	112	70-146	0	30	
Bromodichloromethane	ug/L	ND	20	20	23.7	20.3	118	102	70-138	15	30	
Bromoform	ug/L	ND	20	20	18.5	19.6	92	98	57-138	6	30	
Bromomethane	ug/L	ND	20	20	23.7	23.8	119	119	10-200	0	30	
Carbon tetrachloride	ug/L	ND	20	20	21.8	24.2	109	121	70-147	11	30	
Chlorobenzene	ug/L	ND	20	20	21.1	21.3	106	107	70-137	1	30	
Chloroethane	ug/L	ND	20	20	20.0	21.0	100	105	51-166	5	30	IK,v3
Chloroform	ug/L	ND	20	20	22.4	23.2	112	116	70-144	3	30	
Chloromethane	ug/L	ND	20	20	19.4	19.8	97	99	24-161	2	30	
cis-1,2-Dichloroethene	ug/L	ND	20	20	21.2	22.2	106	111	67-148	5	30	
cis-1,3-Dichloropropene	ug/L	ND	20	20	23.7	20.1	119	100	70-142	17	30	

Results presented on this page are in the units indicated by the "Units" column except where an alternate unit is presented to the right of the result.

REPORT OF LABORATORY ANALYSIS

This report shall not be reproduced, except in full,
without the written consent of Pace Analytical Services, LLC.

QUALITY CONTROL DATA

Project: Kop Flex
Pace Project No.: 92507939

Parameter	Units	3083150		3083151		MS Result	MSD Result	MS % Rec	MSD % Rec	% Rec Limits	Max RPD	RPD	Qual
		92507939009 Result	MS Spike Conc.	MSD Spike Conc.	MS Result								
Dibromochloromethane	ug/L	ND	20	20	21.5	22.8	107	114	68-138	6	30		
Dibromomethane	ug/L	ND	20	20	23.7	20.0	118	100	70-134	17	30		
Dichlorodifluoromethane	ug/L	ND	20	20	14.7	15.2	74	76	43-155	3	30		
Diisopropyl ether	ug/L	ND	20	20	19.8	19.9	99	100	65-146	1	30		
Ethylbenzene	ug/L	ND	20	20	20.0	20.7	100	103	68-143	3	30		
Hexachloro-1,3-butadiene	ug/L	ND	20	20	17.2	16.3	86	81	62-151	6	30		
m&p-Xylene	ug/L	ND	40	40	40.4	42.0	101	105	53-157	4	30		
Methyl-tert-butyl ether	ug/L	ND	20	20	19.6	19.8	98	99	59-156	1	30		
Methylene Chloride	ug/L	ND	20	20	20.6	20.3	103	102	64-148	1	30		
Naphthalene	ug/L	ND	20	20	20.2	19.7	101	98	57-150	2	30		
o-Xylene	ug/L	ND	20	20	21.5	22.0	107	110	68-143	2	30		
p-Isopropyltoluene	ug/L	ND	20	20	19.2	21.5	96	107	70-141	11	30		
Styrene	ug/L	ND	20	20	20.8	21.4	104	107	70-136	3	30		
Tetrachloroethene	ug/L	ND	20	20	19.0	19.7	95	98	70-139	4	30		
Toluene	ug/L	ND	20	20	26.5	21.8	132	109	47-157	19	30		
trans-1,2-Dichloroethene	ug/L	ND	20	20	19.8	20.5	99	102	70-149	3	30		
trans-1,3-Dichloropropene	ug/L	ND	20	20	24.5	21.0	123	105	70-138	15	30		
Trichloroethene	ug/L	ND	20	20	20.8	22.2	104	111	70-149	7	30		
Trichlorofluoromethane	ug/L	ND	20	20	20.3	20.3	101	102	61-154	0	30		
Vinyl acetate	ug/L	ND	40	40	28.1	27.6	70	69	48-156	2	30		
Vinyl chloride	ug/L	ND	20	20	19.4	19.4	97	97	55-172	0	30		
Xylene (Total)	ug/L	ND	60	60	61.9	63.9	103	107	66-145	3	30		
1,2-Dichloroethane-d4 (S)	%						102	103	70-130				
4-Bromofluorobenzene (S)	%						87	107	70-130				
Toluene-d8 (S)	%						125	101	70-130				

Results presented on this page are in the units indicated by the "Units" column except where an alternate unit is presented to the right of the result.

REPORT OF LABORATORY ANALYSIS

This report shall not be reproduced, except in full,
without the written consent of Pace Analytical Services, LLC.

QUALITY CONTROL DATA

Project: Kop Flex
Pace Project No.: 92507939

QC Batch: 583280 Analysis Method: EPA 8260D
QC Batch Method: EPA 8260D Analysis Description: 8260D MSV Low Level
Laboratory: Pace Analytical Services - Charlotte

Associated Lab Samples: 92507939002, 92507939008, 92507939013

METHOD BLANK: 3084190 Matrix: Water

Associated Lab Samples: 92507939002, 92507939008, 92507939013

Parameter	Units	Blank Result	Reporting Limit	Analyzed	Qualifiers
1,1,1,2-Tetrachloroethane	ug/L	ND	1.0	12/01/20 14:48	
1,1,1-Trichloroethane	ug/L	ND	1.0	12/01/20 14:48	
1,1,2,2-Tetrachloroethane	ug/L	ND	1.0	12/01/20 14:48	
1,1,2-Trichloroethane	ug/L	ND	1.0	12/01/20 14:48	
1,1-Dichloroethane	ug/L	ND	1.0	12/01/20 14:48	
1,1-Dichloroethene	ug/L	ND	1.0	12/01/20 14:48	
1,1-Dichloropropene	ug/L	ND	1.0	12/01/20 14:48	
1,2,3-Trichlorobenzene	ug/L	ND	1.0	12/01/20 14:48	
1,2,3-Trichloropropane	ug/L	ND	1.0	12/01/20 14:48	
1,2,4-Trichlorobenzene	ug/L	ND	1.0	12/01/20 14:48	
1,2-Dibromo-3-chloropropane	ug/L	ND	5.0	12/01/20 14:48	
1,2-Dibromoethane (EDB)	ug/L	ND	1.0	12/01/20 14:48	
1,2-Dichlorobenzene	ug/L	ND	1.0	12/01/20 14:48	
1,2-Dichloroethane	ug/L	ND	1.0	12/01/20 14:48	
1,2-Dichloropropane	ug/L	ND	1.0	12/01/20 14:48	
1,3-Dichlorobenzene	ug/L	ND	1.0	12/01/20 14:48	
1,3-Dichloropropane	ug/L	ND	1.0	12/01/20 14:48	
1,4-Dichlorobenzene	ug/L	ND	1.0	12/01/20 14:48	
2,2-Dichloropropane	ug/L	ND	1.0	12/01/20 14:48	
2-Butanone (MEK)	ug/L	ND	5.0	12/01/20 14:48	
2-Chlorotoluene	ug/L	ND	1.0	12/01/20 14:48	
2-Hexanone	ug/L	ND	5.0	12/01/20 14:48	
4-Chlorotoluene	ug/L	ND	1.0	12/01/20 14:48	
4-Methyl-2-pentanone (MIBK)	ug/L	ND	5.0	12/01/20 14:48	v2
Acetone	ug/L	ND	25.0	12/01/20 14:48	
Benzene	ug/L	ND	1.0	12/01/20 14:48	
Bromobenzene	ug/L	ND	1.0	12/01/20 14:48	
Bromochloromethane	ug/L	ND	1.0	12/01/20 14:48	
Bromodichloromethane	ug/L	ND	1.0	12/01/20 14:48	
Bromoform	ug/L	ND	1.0	12/01/20 14:48	
Bromomethane	ug/L	ND	2.0	12/01/20 14:48	v2
Carbon tetrachloride	ug/L	ND	1.0	12/01/20 14:48	
Chlorobenzene	ug/L	ND	1.0	12/01/20 14:48	
Chloroethane	ug/L	ND	1.0	12/01/20 14:48	
Chloroform	ug/L	ND	5.0	12/01/20 14:48	
Chloromethane	ug/L	ND	1.0	12/01/20 14:48	
cis-1,2-Dichloroethene	ug/L	ND	1.0	12/01/20 14:48	
cis-1,3-Dichloropropene	ug/L	ND	1.0	12/01/20 14:48	
Dibromochloromethane	ug/L	ND	1.0	12/01/20 14:48	
Dibromomethane	ug/L	ND	1.0	12/01/20 14:48	

Results presented on this page are in the units indicated by the "Units" column except where an alternate unit is presented to the right of the result.

REPORT OF LABORATORY ANALYSIS

This report shall not be reproduced, except in full,
without the written consent of Pace Analytical Services, LLC.

QUALITY CONTROL DATA

Project: Kop Flex
Pace Project No.: 92507939

METHOD BLANK: 3084190 Matrix: Water
Associated Lab Samples: 92507939002, 92507939008, 92507939013

Parameter	Units	Blank Result	Reporting Limit	Analyzed	Qualifiers
Dichlorodifluoromethane	ug/L	ND	1.0	12/01/20 14:48	
Diisopropyl ether	ug/L	ND	1.0	12/01/20 14:48	
Ethylbenzene	ug/L	ND	1.0	12/01/20 14:48	
Hexachloro-1,3-butadiene	ug/L	ND	1.0	12/01/20 14:48	
m&p-Xylene	ug/L	ND	2.0	12/01/20 14:48	
Methyl-tert-butyl ether	ug/L	ND	1.0	12/01/20 14:48	
Methylene Chloride	ug/L	ND	5.0	12/01/20 14:48	
Naphthalene	ug/L	ND	1.0	12/01/20 14:48	
o-Xylene	ug/L	ND	1.0	12/01/20 14:48	
p-Isopropyltoluene	ug/L	ND	1.0	12/01/20 14:48	
Styrene	ug/L	ND	1.0	12/01/20 14:48	
Tetrachloroethene	ug/L	ND	1.0	12/01/20 14:48	
Toluene	ug/L	ND	1.0	12/01/20 14:48	
trans-1,2-Dichloroethene	ug/L	ND	1.0	12/01/20 14:48	
trans-1,3-Dichloropropene	ug/L	ND	1.0	12/01/20 14:48	
Trichloroethene	ug/L	ND	1.0	12/01/20 14:48	
Trichlorofluoromethane	ug/L	ND	1.0	12/01/20 14:48	
Vinyl acetate	ug/L	ND	2.0	12/01/20 14:48	
Vinyl chloride	ug/L	ND	1.0	12/01/20 14:48	
Xylene (Total)	ug/L	ND	1.0	12/01/20 14:48	
1,2-Dichloroethane-d4 (S)	%	94	70-130	12/01/20 14:48	
4-Bromofluorobenzene (S)	%	98	70-130	12/01/20 14:48	
Toluene-d8 (S)	%	105	70-130	12/01/20 14:48	

LABORATORY CONTROL SAMPLE: 3084191

Parameter	Units	Spike Conc.	LCS Result	LCS % Rec	% Rec Limits	Qualifiers
1,1,1,2-Tetrachloroethane	ug/L	50	52.0	104	70-130	
1,1,1-Trichloroethane	ug/L	50	43.5	87	70-130	
1,1,2,2-Tetrachloroethane	ug/L	50	47.6	95	70-130	
1,1,2-Trichloroethane	ug/L	50	44.6	89	70-130	
1,1-Dichloroethane	ug/L	50	42.6	85	70-130	
1,1-Dichloroethene	ug/L	50	44.2	88	70-132	
1,1-Dichloropropene	ug/L	50	45.6	91	70-131	
1,2,3-Trichlorobenzene	ug/L	50	53.2	106	70-134	
1,2,3-Trichloropropane	ug/L	50	51.0	102	70-130	
1,2,4-Trichlorobenzene	ug/L	50	54.2	108	70-130	
1,2-Dibromo-3-chloropropane	ug/L	50	50.9	102	70-132	
1,2-Dibromoethane (EDB)	ug/L	50	54.0	108	70-130	
1,2-Dichlorobenzene	ug/L	50	53.4	107	70-130	
1,2-Dichloroethane	ug/L	50	40.2	80	70-130	
1,2-Dichloropropane	ug/L	50	46.2	92	70-130	
1,3-Dichlorobenzene	ug/L	50	54.0	108	70-130	
1,3-Dichloropropane	ug/L	50	54.3	109	70-130	

Results presented on this page are in the units indicated by the "Units" column except where an alternate unit is presented to the right of the result.

REPORT OF LABORATORY ANALYSIS

This report shall not be reproduced, except in full,
without the written consent of Pace Analytical Services, LLC.

QUALITY CONTROL DATA

Project: Kop Flex
Pace Project No.: 92507939

LABORATORY CONTROL SAMPLE: 3084191

Parameter	Units	Spike Conc.	LCS Result	LCS % Rec	% Rec Limits	Qualifiers
1,4-Dichlorobenzene	ug/L	50	53.7	107	70-130	
2,2-Dichloropropane	ug/L	50	43.0	86	70-130	
2-Butanone (MEK)	ug/L	100	82.3	82	70-133	
2-Chlorotoluene	ug/L	50	53.2	106	70-130	
2-Hexanone	ug/L	100	88.0	88	70-130	
4-Chlorotoluene	ug/L	50	53.2	106	70-130	
4-Methyl-2-pentanone (MIBK)	ug/L	100	74.4	74	70-130	v3
Acetone	ug/L	100	86.8	87	70-144	
Benzene	ug/L	50	45.2	90	70-130	
Bromobenzene	ug/L	50	53.2	106	70-130	
Bromochloromethane	ug/L	50	44.6	89	70-130	
Bromodichloromethane	ug/L	50	43.1	86	70-130	
Bromoform	ug/L	50	48.2	96	70-131	
Bromomethane	ug/L	50	37.2	74	30-177	v3
Carbon tetrachloride	ug/L	50	43.5	87	70-130	
Chlorobenzene	ug/L	50	51.5	103	70-130	
Chloroethane	ug/L	50	38.7	77	46-131	
Chloroform	ug/L	50	42.1	84	70-130	
Chloromethane	ug/L	50	39.0	78	49-130	
cis-1,2-Dichloroethene	ug/L	50	41.3	83	70-130	
cis-1,3-Dichloropropene	ug/L	50	47.6	95	70-130	
Dibromochloromethane	ug/L	50	56.0	112	70-130	
Dibromomethane	ug/L	50	44.7	89	70-130	
Dichlorodifluoromethane	ug/L	50	41.4	83	52-134	
Diisopropyl ether	ug/L	50	41.3	83	70-131	
Ethylbenzene	ug/L	50	50.4	101	70-130	
Hexachloro-1,3-butadiene	ug/L	50	56.2	112	70-131	
m&p-Xylene	ug/L	100	104	104	70-130	
Methyl-tert-butyl ether	ug/L	50	44.2	88	70-130	
Methylene Chloride	ug/L	50	39.0	78	68-130	
Naphthalene	ug/L	50	53.6	107	70-133	
o-Xylene	ug/L	50	53.1	106	70-130	
p-Isopropyltoluene	ug/L	50	54.3	109	70-130	
Styrene	ug/L	50	54.1	108	70-130	
Tetrachloroethene	ug/L	50	51.5	103	70-130	
Toluene	ug/L	50	42.2	84	70-130	
trans-1,2-Dichloroethene	ug/L	50	43.0	86	70-130	
trans-1,3-Dichloropropene	ug/L	50	45.1	90	70-130	
Trichloroethene	ug/L	50	47.3	95	70-130	
Trichlorofluoromethane	ug/L	50	43.9	88	61-130	
Vinyl acetate	ug/L	100	104	104	70-140	
Vinyl chloride	ug/L	50	39.6	79	59-142	
Xylene (Total)	ug/L	150	157	105	70-130	
1,2-Dichloroethane-d4 (S)	%			95	70-130	
4-Bromofluorobenzene (S)	%			99	70-130	
Toluene-d8 (S)	%			93	70-130	

Results presented on this page are in the units indicated by the "Units" column except where an alternate unit is presented to the right of the result.

REPORT OF LABORATORY ANALYSIS

This report shall not be reproduced, except in full,
without the written consent of Pace Analytical Services, LLC.

QUALITY CONTROL DATA

Project: Kop Flex
Pace Project No.: 92507939

MATRIX SPIKE & MATRIX SPIKE DUPLICATE: 3084192 3084193												
Parameter	Units	MS		MSD		MS Result	MSD Result	MS % Rec	MSD % Rec	% Rec Limits	Max RPD	Qual
		92507939013 Result	Spike Conc.	Spike Conc.	MS Conc.							
1,1,1,2-Tetrachloroethane	ug/L	ND	20	20	20	21.1	21.2	105	106	70-135	1	30
1,1,1-Trichloroethane	ug/L	5.8	20	20	20	29.6	29.5	119	118	70-148	1	30
1,1,2,2-Tetrachloroethane	ug/L	ND	20	20	20	19.9	19.8	99	99	70-131	0	30
1,1,2-Trichloroethane	ug/L	ND	20	20	20	20.1	21.2	100	106	70-136	5	30
1,1-Dichloroethane	ug/L	11.3	20	20	20	32.5	32.9	106	108	70-147	1	30
1,1-Dichloroethene	ug/L	46.9	20	20	20	66.1	68.9	96	110	70-158	4	30
1,1-Dichloropropene	ug/L	ND	20	20	20	22.8	22.1	114	110	70-149	3	30
1,2,3-Trichlorobenzene	ug/L	ND	20	20	20	19.7	21.6	99	108	68-140	9	30
1,2,3-Trichloropropane	ug/L	ND	20	20	20	20.1	19.9	101	99	67-137	1	30
1,2,4-Trichlorobenzene	ug/L	ND	20	20	20	20.1	21.7	101	109	70-139	8	30
1,2-Dibromo-3-chloropropane	ug/L	ND	20	20	20	23.2	21.6	116	108	69-136	7	30
1,2-Dibromoethane (EDB)	ug/L	ND	20	20	20	20.8	20.8	104	104	70-137	0	30
1,2-Dichlorobenzene	ug/L	ND	20	20	20	20.9	20.7	105	103	70-133	1	30
1,2-Dichloroethane	ug/L	ND	20	20	20	20.5	20.3	100	99	67-138	1	30
1,2-Dichloropropane	ug/L	ND	20	20	20	21.5	21.5	107	107	70-138	0	30
1,3-Dichlorobenzene	ug/L	ND	20	20	20	20.2	20.7	101	104	70-133	2	30
1,3-Dichloropropane	ug/L	ND	20	20	20	21.5	21.1	108	105	70-136	2	30
1,4-Dichlorobenzene	ug/L	ND	20	20	20	21.1	20.9	106	104	70-133	1	30
2,2-Dichloropropane	ug/L	ND	20	20	20	24.3	23.8	121	119	52-155	2	30
2-Butanone (MEK)	ug/L	ND	40	40	40	42.0	40.8	105	102	61-147	3	30
2-Chlorotoluene	ug/L	ND	20	20	20	20.7	20.9	103	105	70-141	1	30
2-Hexanone	ug/L	ND	40	40	40	41.6	40.5	104	101	67-139	3	30
4-Chlorotoluene	ug/L	ND	20	20	20	20.7	20.7	103	104	70-135	0	30
4-Methyl-2-pentanone (MIBK)	ug/L	ND	40	40	40	39.4	39.1	98	98	67-136	1	30
Acetone	ug/L	ND	40	40	40	41.6	40.6	104	101	55-159	2	30
Benzene	ug/L	ND	20	20	20	21.1	21.4	106	107	67-150	1	30
Bromobenzene	ug/L	ND	20	20	20	21.5	21.0	107	105	70-134	2	30
Bromochloromethane	ug/L	ND	20	20	20	21.6	20.9	108	104	70-146	3	30
Bromodichloromethane	ug/L	ND	20	20	20	19.6	19.7	98	99	70-138	0	30
Bromoform	ug/L	ND	20	20	20	18.7	18.9	94	94	57-138	1	30
Bromomethane	ug/L	ND	20	20	20	17.0	17.4	85	87	10-200	3	30
Carbon tetrachloride	ug/L	ND	20	20	20	21.9	23.0	110	115	70-147	5	30
Chlorobenzene	ug/L	ND	20	20	20	20.2	20.3	101	102	70-137	1	30
Chloroethane	ug/L	ND	20	20	20	20.9	20.2	105	101	51-166	4	30
Chloroform	ug/L	ND	20	20	20	21.6	21.0	108	105	70-144	3	30
Chloromethane	ug/L	ND	20	20	20	17.6	17.0	88	85	24-161	3	30
cis-1,2-Dichloroethene	ug/L	ND	20	20	20	20.5	20.6	102	103	67-148	0	30
cis-1,3-Dichloropropene	ug/L	ND	20	20	20	21.2	21.5	106	107	70-142	1	30
Dibromochloromethane	ug/L	ND	20	20	20	20.5	20.6	103	103	68-138	0	30
Dibromomethane	ug/L	ND	20	20	20	20.3	20.9	101	105	70-134	3	30
Dichlorodifluoromethane	ug/L	ND	20	20	20	16.7	16.7	83	83	43-155	0	30
Diisopropyl ether	ug/L	ND	20	20	20	18.9	18.7	95	94	65-146	1	30
Ethylbenzene	ug/L	ND	20	20	20	19.9	20.5	99	103	68-143	3	30
Hexachloro-1,3-butadiene	ug/L	ND	20	20	20	21.6	23.4	108	117	62-151	8	30

Results presented on this page are in the units indicated by the "Units" column except where an alternate unit is presented to the right of the result.

REPORT OF LABORATORY ANALYSIS

This report shall not be reproduced, except in full,
without the written consent of Pace Analytical Services, LLC.

QUALITY CONTROL DATA

Project: Kop Flex
Pace Project No.: 92507939

Parameter	Units	3084192		3084193		MS Result	MSD Result	MS % Rec	MSD % Rec	% Rec Limits	Max RPD	RPD	Qual
		MS Spike Conc.	MSD Spike Conc.	MS Result	MSD Result								
m&p-Xylene	ug/L	ND	40	40	40.7	41.8	102	104	53-157	3	30		
Methyl-tert-butyl ether	ug/L	ND	20	20	21.0	21.0	102	102	59-156	0	30		
Methylene Chloride	ug/L	ND	20	20	20.0	20.0	100	100	64-148	0	30		
Naphthalene	ug/L	ND	20	20	20.3	21.1	102	106	57-150	4	30		
o-Xylene	ug/L	ND	20	20	20.6	20.7	103	104	68-143	1	30		
p-Isopropyltoluene	ug/L	ND	20	20	21.1	21.9	105	110	70-141	4	30		
Styrene	ug/L	ND	20	20	20.3	20.7	102	104	70-136	2	30		
Tetrachloroethene	ug/L	ND	20	20	19.7	20.9	98	104	70-139	6	30		
Toluene	ug/L	ND	20	20	20.7	21.0	104	105	47-157	1	30		
trans-1,2-Dichloroethene	ug/L	ND	20	20	21.6	21.7	108	108	70-149	0	30		
trans-1,3-Dichloropropene	ug/L	ND	20	20	21.4	22.0	107	110	70-138	3	30		
Trichloroethene	ug/L	ND	20	20	22.0	21.0	110	105	70-149	5	30		
Trichlorofluoromethane	ug/L	ND	20	20	19.4	19.3	97	97	61-154	0	30		
Vinyl acetate	ug/L	ND	40	40	43.4	42.8	109	107	48-156	1	30	IK	
Vinyl chloride	ug/L	ND	20	20	18.0	18.2	90	91	55-172	1	30		
Xylene (Total)	ug/L	ND	60	60	61.3	62.5	102	104	66-145	2	30		
1,2-Dichloroethane-d4 (S)	%						96	97	70-130				
4-Bromofluorobenzene (S)	%						100	101	70-130				
Toluene-d8 (S)	%						100	101	70-130				

Results presented on this page are in the units indicated by the "Units" column except where an alternate unit is presented to the right of the result.

REPORT OF LABORATORY ANALYSIS

This report shall not be reproduced, except in full,
without the written consent of Pace Analytical Services, LLC.

QUALITY CONTROL DATA

Project: Kop Flex
Pace Project No.: 92507939

QC Batch: 582772 Analysis Method: EPA 8260D Mod.
QC Batch Method: EPA 8260D Mod. Analysis Description: 8260D MSV SIM
Laboratory: Pace Analytical Services - Charlotte

Associated Lab Samples: 92507939001, 92507939003, 92507939004, 92507939005, 92507939006, 92507939007

METHOD BLANK: 3081850 Matrix: Water
Associated Lab Samples: 92507939001, 92507939003, 92507939004, 92507939005, 92507939006, 92507939007

Parameter	Units	Blank Result	Reporting Limit	Analyzed	Qualifiers
1,4-Dioxane (p-Dioxane)	ug/L	ND	2.0	11/24/20 16:00	
1,2-Dichloroethane-d4 (S)	%	97	70-130	11/24/20 16:00	
Toluene-d8 (S)	%	92	66-133	11/24/20 16:00	

LABORATORY CONTROL SAMPLE: 3081851

Parameter	Units	Spike Conc.	LCS Result	LCS % Rec	% Rec Limits	Qualifiers
1,4-Dioxane (p-Dioxane)	ug/L	20	18.8	94	70-130	
1,2-Dichloroethane-d4 (S)	%			99	70-130	
Toluene-d8 (S)	%			92	66-133	

MATRIX SPIKE & MATRIX SPIKE DUPLICATE: 3081852 3081853

Parameter	Units	92507939007 Result	MS Spike Conc.	MSD Spike Conc.	MS Result	MSD Result	MS % Rec	MSD % Rec	% Rec Limits	RPD	Max RPD	Qual
1,4-Dioxane (p-Dioxane)	ug/L	ND	20	20	18.4	19.6	92	98	64-141	6	30	
1,2-Dichloroethane-d4 (S)	%						102	100	70-130		30	
Toluene-d8 (S)	%						92	91	66-133		30	

Results presented on this page are in the units indicated by the "Units" column except where an alternate unit is presented to the right of the result.

REPORT OF LABORATORY ANALYSIS

This report shall not be reproduced, except in full,
without the written consent of Pace Analytical Services, LLC.

QUALITY CONTROL DATA

Project: Kop Flex
Pace Project No.: 92507939

QC Batch: 582773 Analysis Method: EPA 8260D Mod.
QC Batch Method: EPA 8260D Mod. Analysis Description: 8260D MSV SIM
Laboratory: Pace Analytical Services - Charlotte

Associated Lab Samples: 92507939008, 92507939010, 92507939011, 92507939012, 92507939013

METHOD BLANK: 3081855 Matrix: Water
Associated Lab Samples: 92507939008, 92507939010, 92507939011, 92507939012, 92507939013

Parameter	Units	Blank Result	Reporting Limit	Analyzed	Qualifiers
1,4-Dioxane (p-Dioxane)	ug/L	ND	2.0	11/24/20 16:19	
1,2-Dichloroethane-d4 (S)	%	96	70-130	11/24/20 16:19	
Toluene-d8 (S)	%	92	66-133	11/24/20 16:19	

LABORATORY CONTROL SAMPLE: 3081856

Parameter	Units	Spike Conc.	LCS Result	LCS % Rec	% Rec Limits	Qualifiers
1,4-Dioxane (p-Dioxane)	ug/L	20	20.5	102	70-130	
1,2-Dichloroethane-d4 (S)	%			96	70-130	
Toluene-d8 (S)	%			92	66-133	

MATRIX SPIKE & MATRIX SPIKE DUPLICATE: 3081857 3081858

Parameter	Units	92507939013 Result	MS Spike Conc.	MSD Spike Conc.	MS Result	MSD Result	MS % Rec	MSD % Rec	% Rec Limits	RPD	Max RPD	Qual
1,4-Dioxane (p-Dioxane)	ug/L	41.5	20	20	64.4	62.3	115	104	64-141	3	30	
1,2-Dichloroethane-d4 (S)	%						103	98	70-130		30	
Toluene-d8 (S)	%						93	91	66-133		30	

Results presented on this page are in the units indicated by the "Units" column except where an alternate unit is presented to the right of the result.

REPORT OF LABORATORY ANALYSIS

This report shall not be reproduced, except in full,
without the written consent of Pace Analytical Services, LLC.

QUALITY CONTROL DATA

Project: Kop Flex
Pace Project No.: 92507939

QC Batch: 582774	Analysis Method: EPA 8260D Mod.
QC Batch Method: EPA 8260D Mod.	Analysis Description: 8260D MSV SIM
	Laboratory: Pace Analytical Services - Charlotte

Associated Lab Samples: 92507939002

METHOD BLANK: 3081862 Matrix: Water

Associated Lab Samples: 92507939002

Parameter	Units	Blank Result	Reporting Limit	Analyzed	Qualifiers
1,4-Dioxane (p-Dioxane)	ug/L	ND	2.0	11/25/20 04:16	
1,2-Dichloroethane-d4 (S)	%	99	70-130	11/25/20 04:16	
Toluene-d8 (S)	%	91	66-133	11/25/20 04:16	

LABORATORY CONTROL SAMPLE: 3081863

Parameter	Units	Spike Conc.	LCS Result	LCS % Rec	% Rec Limits	Qualifiers
1,4-Dioxane (p-Dioxane)	ug/L	20	20.2	101	70-130	
1,2-Dichloroethane-d4 (S)	%			100	70-130	
Toluene-d8 (S)	%			93	66-133	

MATRIX SPIKE & MATRIX SPIKE DUPLICATE: 3081864 3081865

Parameter	Units	92507748001		3081865		MS Result	MSD Result	MS % Rec	MSD % Rec	% Rec Limits	RPD	Max RPD	Qual
		Result	MS Spike Conc.	MSD Spike Conc.	MSD Result								
1,4-Dioxane (p-Dioxane)	ug/L	ND	20	20	20.1	20.6	99	101	64-141	2	30		
1,2-Dichloroethane-d4 (S)	%						98	101	70-130		30		
Toluene-d8 (S)	%						93	92	66-133		30		

Results presented on this page are in the units indicated by the "Units" column except where an alternate unit is presented to the right of the result.

REPORT OF LABORATORY ANALYSIS

This report shall not be reproduced, except in full,
without the written consent of Pace Analytical Services, LLC.

QUALITY CONTROL DATA

Project: Kop Flex
Pace Project No.: 92507939

QC Batch: 583085 Analysis Method: EPA 8260D Mod.
QC Batch Method: EPA 8260D Mod. Analysis Description: 8260D MSV SIM
Laboratory: Pace Analytical Services - Charlotte

Associated Lab Samples: 92507939009, 92507939014, 92507939015, 92507939016, 92507939017

METHOD BLANK: 3083365 Matrix: Water
Associated Lab Samples: 92507939009, 92507939014, 92507939015, 92507939016, 92507939017

Parameter	Units	Blank Result	Reporting Limit	Analyzed	Qualifiers
1,4-Dioxane (p-Dioxane)	ug/L	ND	2.0	11/25/20 15:42	
1,2-Dichloroethane-d4 (S)	%	100	70-130	11/25/20 15:42	
Toluene-d8 (S)	%	89	66-133	11/25/20 15:42	

LABORATORY CONTROL SAMPLE: 3083366

Parameter	Units	Spike Conc.	LCS Result	LCS % Rec	% Rec Limits	Qualifiers
1,4-Dioxane (p-Dioxane)	ug/L	20	22.9	115	70-130	
1,2-Dichloroethane-d4 (S)	%			100	70-130	
Toluene-d8 (S)	%			92	66-133	

MATRIX SPIKE & MATRIX SPIKE DUPLICATE: 3083367 3083368

Parameter	Units	92508101002 Result	MS Spike Conc.	MSD Spike Conc.	MS Result	MSD Result	MS % Rec	MSD % Rec	% Rec Limits	RPD	Max RPD	Qual
1,4-Dioxane (p-Dioxane)	ug/L	187	80	80	289	296	128	137	64-141	2	30	
1,2-Dichloroethane-d4 (S)	%						97	96	70-130		30	
Toluene-d8 (S)	%						93	93	66-133		30	

Results presented on this page are in the units indicated by the "Units" column except where an alternate unit is presented to the right of the result.

REPORT OF LABORATORY ANALYSIS

This report shall not be reproduced, except in full,
without the written consent of Pace Analytical Services, LLC.

QUALIFIERS

Project: Kop Flex
Pace Project No.: 92507939

DEFINITIONS

DF - Dilution Factor, if reported, represents the factor applied to the reported data due to dilution of the sample aliquot.

ND - Not Detected at or above adjusted reporting limit.

TNTC - Too Numerous To Count

J - Estimated concentration above the adjusted method detection limit and below the adjusted reporting limit.

MDL - Adjusted Method Detection Limit.

PQL - Practical Quantitation Limit.

RL - Reporting Limit - The lowest concentration value that meets project requirements for quantitative data with known precision and bias for a specific analyte in a specific matrix.

S - Surrogate

1,2-Diphenylhydrazine decomposes to and cannot be separated from Azobenzene using Method 8270. The result for each analyte is a combined concentration.

Consistent with EPA guidelines, unrounded data are displayed and have been used to calculate % recovery and RPD values.

LCS(D) - Laboratory Control Sample (Duplicate)

MS(D) - Matrix Spike (Duplicate)

DUP - Sample Duplicate

RPD - Relative Percent Difference

NC - Not Calculable.

SG - Silica Gel - Clean-Up

U - Indicates the compound was analyzed for, but not detected.

Acid preservation may not be appropriate for 2 Chloroethylvinyl ether.

A separate vial preserved to a pH of 4-5 is recommended in SW846 Chapter 4 for the analysis of Acrolein and Acrylonitrile by EPA Method 8260.

N-Nitrosodiphenylamine decomposes and cannot be separated from Diphenylamine using Method 8270. The result reported for each analyte is a combined concentration.

Pace Analytical is TNI accredited. Contact your Pace PM for the current list of accredited analytes.

TNI - The NELAC Institute.

ANALYTE QUALIFIERS

- | | |
|----|---|
| E | Analyte concentration exceeded the calibration range. The reported result is estimated. |
| IK | The recalculated concentration of the calibration standard(s) did not meet method acceptance criteria; this result should be considered an estimated value. |
| M1 | Matrix spike recovery exceeded QC limits. Batch accepted based on laboratory control sample (LCS) recovery. |
| R1 | RPD value was outside control limits. |
| v1 | The continuing calibration verification was above the method acceptance limit. Any detection for the analyte in the associated samples may have a high bias. |
| v2 | The continuing calibration verification was below the method acceptance limit. The analyte was not detected in the associated samples and the sensitivity of the instrument was verified with a reporting limit check standard. |
| v3 | The continuing calibration verification was below the method acceptance limit. Any detection for the analyte in the associated samples may have low bias. |

REPORT OF LABORATORY ANALYSIS

This report shall not be reproduced, except in full,
without the written consent of Pace Analytical Services, LLC.

QUALITY CONTROL DATA CROSS REFERENCE TABLE

Project: Kop Flex
Pace Project No.: 92507939

Lab ID	Sample ID	QC Batch Method	QC Batch	Analytical Method	Analytical Batch
92507939001	DUP-112320	EPA 8260D	582948		
92507939002	MW-24D	EPA 8260D	583280		
92507939003	MW-35D	EPA 8260D	582948		
92507939004	MW-34D	EPA 8260D	582948		
92507939005	MW-29D	EPA 8260D	582948		
92507939006	MW-30D-273	EPA 8260D	582948		
92507939007	MW-30D-413	EPA 8260D	582948		
92507939008	MW-33D-295	EPA 8260D	583280		
92507939009	MW-33D-235	EPA 8260D	583045		
92507939010	MW-32D	EPA 8260D	583045		
92507939011	MW-28D	EPA 8260D	583045		
92507939012	MW-25D-130	EPA 8260D	583045		
92507939013	MW-25D-190 MS/MSD	EPA 8260D	583280		
92507939014	MW-31D	EPA 8260D	583045		
92507939015	MW-36D	EPA 8260D	583045		
92507939016	MW-46D	EPA 8260D	583045		
92507939017	TRIP BLANK	EPA 8260D	583045		
92507939001	DUP-112320	EPA 8260D Mod.	582772		
92507939002	MW-24D	EPA 8260D Mod.	582774		
92507939003	MW-35D	EPA 8260D Mod.	582772		
92507939004	MW-34D	EPA 8260D Mod.	582772		
92507939005	MW-29D	EPA 8260D Mod.	582772		
92507939006	MW-30D-273	EPA 8260D Mod.	582772		
92507939007	MW-30D-413	EPA 8260D Mod.	582772		
92507939008	MW-33D-295	EPA 8260D Mod.	582773		
92507939009	MW-33D-235	EPA 8260D Mod.	583085		
92507939010	MW-32D	EPA 8260D Mod.	582773		
92507939011	MW-28D	EPA 8260D Mod.	582773		
92507939012	MW-25D-130	EPA 8260D Mod.	582773		
92507939013	MW-25D-190 MS/MSD	EPA 8260D Mod.	582773		
92507939014	MW-31D	EPA 8260D Mod.	583085		
92507939015	MW-36D	EPA 8260D Mod.	583085		
92507939016	MW-46D	EPA 8260D Mod.	583085		
92507939017	TRIP BLANK	EPA 8260D Mod.	583085		

REPORT OF LABORATORY ANALYSIS

This report shall not be reproduced, except in full,
without the written consent of Pace Analytical Services, LLC.

Laboratory receiving samples:

Asheville Eden Greenwood Huntersville Raleigh Mechanicsville Atlanta Kernersville

Sample Condition Upon Receipt

Client Name: WSP

Project #: **WO#: 92507939**



Courier: Fed Ex UPS USPS Client
 Commercial Pace Other: _____

Custody Seal Present? Yes No Seals Intact? Yes No

Date/Initials Person Examining Contents: 11/24/20

Packing Material: Bubble Wrap Bubble Bags None Other

Biological Tissue Frozen?

Thermometer:

Yes No N/A

IR Gun ID: 92T064 Type of Ice: Wet Blue None

Cooler Temp: 1.9, 1.7 Correction Factor: Add/Subtract (°C) -0.1

Temp should be above freezing to 6°C

Samples out of temp criteria. Samples on ice, cooling process has begun

Cooler Temp Corrected (°C): 1.8, 1.6

USDA Regulated Soil (N/A, water sample)

Did samples originate in a quarantine zone within the United States: CA, NY, or SC (check maps)?

Did samples originate from a foreign source (internationally, including Hawaii and Puerto Rico)? Yes No

Yes No

	Comments/Discrepancy:
Chain of Custody Present? <input checked="" type="checkbox"/> Yes <input type="checkbox"/> No <input type="checkbox"/> N/A	1.
Samples Arrived within Hold Time? <input checked="" type="checkbox"/> Yes <input type="checkbox"/> No <input type="checkbox"/> N/A	2.
Short Hold Time Analysis (<72 hr.)? <input type="checkbox"/> Yes <input checked="" type="checkbox"/> No <input type="checkbox"/> N/A	3.
Rush Turn Around Time Requested? <input type="checkbox"/> Yes <input checked="" type="checkbox"/> No <input type="checkbox"/> N/A	4.
Sufficient Volume? <input checked="" type="checkbox"/> Yes <input type="checkbox"/> No <input type="checkbox"/> N/A	5.
Correct Containers Used? <input checked="" type="checkbox"/> Yes <input type="checkbox"/> No <input type="checkbox"/> N/A -Pace Containers Used? <input checked="" type="checkbox"/> Yes <input type="checkbox"/> No <input type="checkbox"/> N/A	6.
Containers Intact? <input checked="" type="checkbox"/> Yes <input type="checkbox"/> No <input type="checkbox"/> N/A	7.
Dissolved analysis: Samples Field Filtered? <input type="checkbox"/> Yes <input type="checkbox"/> No <input checked="" type="checkbox"/> N/A	8.
Sample Labels Match COC? <input checked="" type="checkbox"/> Yes <input type="checkbox"/> No <input type="checkbox"/> N/A	9.
-Includes Date/Time/ID/Analysis Matrix: <u>WT</u>	
Headspace in VOA Vials (>5-6mm)? <input type="checkbox"/> Yes <input checked="" type="checkbox"/> No <input type="checkbox"/> N/A	10.
Trip Blank Present? <input type="checkbox"/> Yes <input checked="" type="checkbox"/> No <input type="checkbox"/> N/A	11.
Trip Blank Custody Seals Present? <input type="checkbox"/> Yes <input type="checkbox"/> No <input checked="" type="checkbox"/> N/A	

COMMENTS/SAMPLE DISCREPANCY

Field Data Required? Yes No

Samples MW-31D, MW-36D, Trip Blank B, MW-46D not present.

Lot ID of split containers: _____

CLIENT NOTIFICATION/RESOLUTION

Person contacted: _____ Date/Time: _____

Project Manager SCURF Review: BV

Date: 11/30/20

Project Manager SRF Review: BV

Date: 11/30/20



*Check mark top half of box if pH and/or dechlorination is verified and within the acceptance range for preservation samples.

Project # **WO# : 92507939**

samples.

PM: BV

Due Date: 12/03/20

Exceptions: VOA, Coliform, TOC, Oil and Grease, DRO/8015 (water) DOC, LLHg

CLIENT: 92-WSP

**Bottom half of box is to list number of bottles

Handwritten initials: PJ

Item#	BP4U-125 mL Plastic Unpreserved (N/A) (Cl-)	BP3U-250 mL Plastic Unpreserved (N/A)	BP2U-500 mL Plastic Unpreserved (N/A)	BP1U-1 liter Plastic Unpreserved (N/A)	BP4S-125 mL Plastic H2SO4 (pH < 2) (Cl-)	BP3N-250 mL plastic HNO3 (pH < 2)	BP4Z-125 mL Plastic ZN Acetate & NaOH (>9)	BP4C-125 mL Plastic NaOH (pH > 12) (Cl-)	WGFU-Wide-mouthed Glass jar Unpreserved	AG1U-1 liter Amber Unpreserved (N/A) (Cl-)	AG1H-1 liter Amber HCl (pH < 2)	AG3U-250 mL Amber Unpreserved (N/A) (Cl-)	AG1S-1 liter Amber H2SO4 (pH < 2)	AG3S-250 mL Amber H2SO4 (pH < 2)	AG3A(DG3A)-250 mL Amber NH4Cl (N/A)(Cl-)	DG9H-40 mL VOA HCl (N/A)	VG9T-40 mL VOA Na2S2O3 (N/A)	VG9U-40 mL VOA Unp (N/A)	DG9P-40 mL VOA H3PO4 (N/A)	VOAK (6 vials per kit)-5035 kit (N/A)	V/GK (3 vials per kit)-VPH/Gaš kit (N/A)	SP5T-125 mL Sterile Plastic (N/A - lab)	SP2T-250 mL Sterile Plastic (N/A - lab)	BP3A-250 mL Plastic (NH2)2SO4 (9.3-9.7)	AG0U-100 mL Amber Unpreserved vials (N/A)	V5GU-20 mL Scintillation vials (N/A)	DG9U-40 mL Amber Unpreserved vials (N/A)	
1																												
2																												
3																												
4																												
5																												
6																												
7																												
8																												
9																												
10																												
11																												
12																												

pH Adjustment Log for Preserved Samples

Sample ID	Type of Preservative	pH upon receipt	Date preservation adjusted	Time preservation adjusted	Amount of Preservative added	Lot #

Note: Whenever there is a discrepancy affecting North Carolina compliance samples, a copy of this form will be sent to the North Carolina DEHNR Certification Office (i.e. Out of hold, incorrect preservative, out of temp, incorrect containers).



*Check mark top half of box if pH and/or dechlorination is verified and within the acceptance range for preservation samples.

Project # **WO# : 92507939**

Exceptions: VOA, Coliform, TOC, Oil and Grease, DRO/8015 (water) DOC, LLHg

PM: BV Due Date: 12/03/20
 CLIENT: 92-WSP

**Bottom half of box is to list number of bottles

p.2

Item#	BP4U-125 mL Plastic Unpreserved (N/A) (Cl-)	BP3U-250 mL Plastic Unpreserved (N/A)	BP2U-500 mL Plastic Unpreserved (N/A)	BP1U-1 liter Plastic Unpreserved (N/A)	BP4S-125 mL Plastic H2SO4 (pH < 2) (Cl-)	BP3N-250 mL plastic HNO3 (pH < 2)	BP4Z-125 mL Plastic ZN Acetate & NaOH (>9)	BP4C-125 mL Plastic NaOH (pH > 12) (Cl-)	WGFU-Wide-mouthed Glass jar Unpreserved	AG1U-1 liter Amber Unpreserved (N/A) (Cl-)	AG1H-1 liter Amber HCl (pH < 2)	AG3U-250 mL Amber Unpreserved (N/A) (Cl-)	AG1S-1 liter Amber H2SO4 (pH < 2)	AG3S-250 mL Amber H2SO4 (pH < 2)	AG3A(DG3A)-250 mL Amber NH4Cl (N/A)(Cl-)	DG9H-40 mL VOA HCl (N/A)	VG9T-40 mL VOA Na2S2O3 (N/A)	VG9U-40 mL VOA Unp (N/A)	DG9P-40 mL VOA H3PO4 (N/A)	VOAK (6 vials per kit)-5035 kit (N/A)	V/GK (3 vials per kit)-VPH/Gas kit (N/A)	SP5T-125 mL Sterile Plastic (N/A - lab)	SP2T-250 mL Sterile Plastic (N/A - lab)	BP3A-250 mL Plastic (NH2)2SO4 (9.3-9.7)	AG0U-100 mL Amber Unpreserved vials (N/A)	VSGU-20 mL Scintillation vials (N/A)	DG9U-40 mL Amber Unpreserved vials (N/A)		
1																													
2																													
3																													
4																													
5																													
6																													
7																													
8																													
9																													
10																													
11																													
12																													

pH Adjustment Log for Preserved Samples

Sample ID	Type of Preservative	pH upon receipt	Date preservation adjusted	Time preservation adjusted	Amount of Preservative added	Lot #

Note: Whenever there is a discrepancy affecting North Carolina compliance samples, a copy of this form will be sent to the North Carolina DEHNR Certification Office (i.e. Out of hold, incorrect preservative, out of temp, incorrect containers.



Laboratory receiving samples:

Asheville Eden Greenwood Huntersville Raleigh Mechanicsville Atlanta Kernersville

Sample Condition Upon Receipt

Client Name:

WSP

Project #:

WO# : 92507939

Courier: Fed Ex UPS USPS Client
 Commercial Pace Other: _____

PM: BV Due Date: 12/03/20
 CLIENT: 92-WSP

Custody Seal Present? Yes No Seals Intact? Yes No

Date/Initials Person Examining Contents: 12/11/20

Packing Material: Bubble Wrap Bubble Bags None Other

Biological Tissue Frozen?
 Yes No N/A

Thermometer: IR Gun ID: 92T064 Type of Ice: Wet Blue None

Cooler Temp: 4.7 Correction Factor: Add/Subtract (°C) -0.1

Temp should be above freezing to 6°C
 Samples out of temp criteria. Samples on ice, cooling process has begun

Cooler Temp Corrected (°C): 4.6

USDA Regulated Soil (N/A, water sample)

Did samples originate in a quarantine zone within the United States: CA, NY, or SC (check maps)?

Did samples originate from a foreign source (internationally, including Hawaii and Puerto Rico)? Yes No

	Comments/Discrepancy:
Chain of Custody Present? <input checked="" type="checkbox"/> Yes <input type="checkbox"/> No <input type="checkbox"/> N/A	1.
Samples Arrived within Hold Time? <input checked="" type="checkbox"/> Yes <input type="checkbox"/> No <input type="checkbox"/> N/A	2.
Short Hold Time Analysis (<72 hr.)? <input type="checkbox"/> Yes <input checked="" type="checkbox"/> No <input type="checkbox"/> N/A	3.
Rush Turn Around Time Requested? <input type="checkbox"/> Yes <input checked="" type="checkbox"/> No <input type="checkbox"/> N/A	4.
Sufficient Volume? <input checked="" type="checkbox"/> Yes <input type="checkbox"/> No <input type="checkbox"/> N/A	5.
Correct Containers Used? <input checked="" type="checkbox"/> Yes <input type="checkbox"/> No <input type="checkbox"/> N/A -Pace Containers Used? <input checked="" type="checkbox"/> Yes <input type="checkbox"/> No <input type="checkbox"/> N/A	6.
Containers Intact? <input checked="" type="checkbox"/> Yes <input type="checkbox"/> No <input type="checkbox"/> N/A	7.
Dissolved analysis: Samples Field Filtered? <input type="checkbox"/> Yes <input type="checkbox"/> No <input type="checkbox"/> N/A	8.
Sample Labels Match COC? <input checked="" type="checkbox"/> Yes <input type="checkbox"/> No <input type="checkbox"/> N/A	9.
-Includes Date/Time/ID/Analysis Matrix: <u>WT</u>	
Headspace in VOA Vials (>5-6mm)? <input type="checkbox"/> Yes <input checked="" type="checkbox"/> No <input type="checkbox"/> N/A	10.
Trip Blank Present? <input checked="" type="checkbox"/> Yes <input type="checkbox"/> No <input type="checkbox"/> N/A	11.
Trip Blank Custody Seals Present? <input checked="" type="checkbox"/> Yes <input type="checkbox"/> No <input type="checkbox"/> N/A	

COMMENTS/SAMPLE DISCREPANCY

Field Data Required? Yes No

rec'd NW-33D-235, MW-31D, MW-36D, Trip Blank B + MW-46D

Lot ID of split containers:

CLIENT NOTIFICATION/RESOLUTION

Person contacted: _____ Date/Time: _____

Project Manager SCURF Review: _____

Date: _____

Project Manager SRF Review: _____

Date: _____



***Check mark top half of box if pH and/or dechlorination is verified and within the acceptance range for preservation samples.**

Project #

Exceptions: VOA, Coliform, TOC, Oil and Grease, DRO/8015 (water) DOC, LLHg

****Bottom half of box is to list number of bottles**

Item#	BP4U-125 mL Plastic Unpreserved (N/A) (Cl-)	BP3U-250 mL Plastic Unpreserved (N/A)	BP2U-500 mL Plastic Unpreserved (N/A)	BP1U-1 liter Plastic Unpreserved (N/A)	BP4S-125 mL Plastic H2SO4 (pH < 2) (Cl-)	BP3N-250 mL plastic HNO3 (pH < 2)	BP4Z-125 mL Plastic ZN Acetate & NaOH (>9)	BP4C-125 mL Plastic NaOH (pH > 12) (Cl-)	WGFU-Wide-mouthed Glass jar Unpreserved	AG1U-1 liter Amber Unpreserved (N/A) (Cl-)	AG1H-1 liter Amber HCl (pH < 2)	AG3U-250 mL Amber Unpreserved (N/A) (Cl-)	AG1S-1 liter Amber H2SO4 (pH < 2)	AG3S-250 mL Amber H2SO4 (pH < 2)	AG3A(DG3A)-250 mL Amber NH4Cl (N/A)(Cl-)	DG9H-40 mL VOA HCl (N/A)	VG9T-40 mL VOA Na2S2O3 (N/A)	VG9U-40 mL VOA Unp (N/A)	DG9P-40 mL VOA H3PO4 (N/A)	VOAK (6 vials per kit)-5035 kit (N/A)	V/GK (3 vials per kit)-VPH/Gas kit (N/A)	SP5T-125 mL Sterile Plastic (N/A - lab)	SP2T-250 mL Sterile Plastic (N/A - lab)	BP3A-250 mL Plastic (NH2)2SO4 (9.3-9.7)	AG0U-100 mL Amber Unpreserved vials (N/A)	VSGU-20 mL Scintillation vials (N/A)	DG9U-40 mL Amber Unpreserved vials (N/A)		
1															5														
2															6														
3															6														
4															2														
5															6														
6																													
7																													
8																													
9																													
10																													
11																													
12																													

pH Adjustment Log for Preserved Samples

Sample ID	Type of Preservative	pH upon receipt	Date preservation adjusted	Time preservation adjusted	Amount of Preservative added	Lot #

Note: Whenever there is a discrepancy affecting North Carolina compliance samples, a copy of this form will be sent to the North Carolina DEHNR Certification Office (i.e. Out of hold, incorrect preservative, out of temp, incorrect containers).

of site

CHAIN-OF-CUSTODY RECORD

WSP USA Office Address 13530 Dulles Technology Dr Ste 300 Herndon VA				Requested Analyses & Preservatives								No. 010007		WSP					
Project Name Kopflex				WSP USA Contact Name Molly Long				Number of Containers VOC 3600 14 Dioxane 3600 + SINS								Laboratory Name & Location Pace, NC			
Project Location Hooover, MD				WSP USA Contact E-mail molly.long@wsp.com												Laboratory Project Manager Bonnie			
Project Number & Task 31401545-011/1				WSP USA Contact Phone 571 232 5045												Requested Turn-Around-Time <input checked="" type="checkbox"/> Standard <input type="checkbox"/> 24 HR <input type="checkbox"/> 48 HR <input type="checkbox"/> 72 HR <input type="checkbox"/> ___ HR			
Sampler(s) Name(s) Molly Long Elliott Martynkewicz				Sampler(s) Signature(s) [Signature]												Sample Comments 92507939			
Sample Identification	Matrix	Collection Start		Collection Stop		Number of Containers									Sample Comments				
		Date	Time	Date	Time														
A DUP-112320	AQ	11/23/2020	12 00	5	X X											001			
A MW-24D			09 45	6	X X											002			
A MW-35D			10 25	6	X Y											003			
A MW-34D			10 45	6	X X											004			
A MW-29D			11 25	6	X Y											005			
A MW-30D-273			11 50	6	X Y											006			
A MW-30D-413			12 00	6	X X											007			
A MW-33D-295			12 20	6	X X											008			
B MW-33D-235			12 25	6	X Y											009			
B MW-31D			12 55	6	X X											014			
A MW-32D			14 15	6	X Y											010			
A MW-28D			14 35	6	X X											011			
B MW-36D			14 55	6	X X											015			
A MW-25D-130			15 00	5	X X											012			
A MW-25D-190			16 00	6	X X											013			
Relinquished By (Signature) [Signature]		Date 11/23/20	Time 17:30	Received By (Signature) LDH PACE HVC		Date 11/24/20	Time 11:00	Shipment Method FedEx		Tracking Number(s) 816045810271									
Relinquished By (Signature)		Date	Time	Received By (Signature)		Date	Time	Number of Packages 1		Custody Seal Number(s)									

offsite

CHAIN-OF-CUSTODY RECORD

WSP USA Office Address WSP Herndon VA				Requested Analyses & Preservatives								No. 010008		WSP			
Project Name		WSP USA Contact Name		Number of Containers		VOC 8260D 1,4 Dioxane 8260D 6+ SINS								Laboratory Name & Location			
Project Location		WSP USA Contact E-mail												Laboratory Project Manager			
Project Number & Task		WSP USA Contact Phone												Bonnie V			
Sampler(s) Name(s)		Sampler(s) Signature(s)												Requested Turn-Around-Time <input checked="" type="checkbox"/> Standard <input type="checkbox"/> 24 HR <input type="checkbox"/> 48 HR <input type="checkbox"/> 72 HR <input type="checkbox"/> ___ HR 92507939			
Sample Identification		Matrix	Collection Start* Date Time	Collection Stop* Date Time			Sample Comments										
A MW-25D-190-MS		AQ	11/23/2020 16 00	16 00	6	X	X	MS MSD ⁰¹³									
A MW-25D-190-MSD		AQ	11/23/2020 16 00	16 00	6	X	X										
B Trip Blank B			Laboratory		6	X	X	e17									
B MW-46 D		AQ	11/22/2020 16 40	16 40	6	X	X	016									
Relinquished By (Signature)		Date	Time	Received By (Signature)	Date	Time	Shipment Method	Tracking Number(s)									
		11/23/20	1730				Fedex	816045810271									
Relinquished By (Signature)		Date	Time	Received By (Signature)	Date	Time	Number of Packages	Custody Seal Number(s)									
							1										

*Use stop time/date for composite and/or air samples; use only start time/date for all other samples.

Matrix: AQ = Aqueous, S = Soil, SE = Sediment, A = Air, W = Wipe, B = Bulk, O = Other (detail in comments)